WIE FINDET MAN DIE RICHTIGE ERSATZTEILNUMMER?

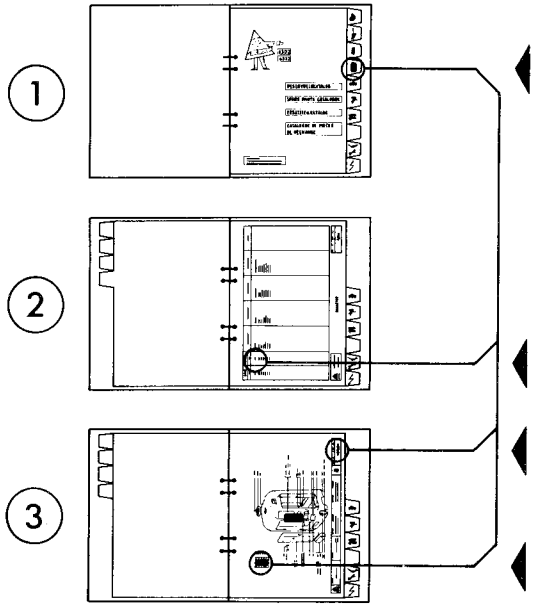

(1) Dieser Katalog ist in Maschinengruppen aufgeteilt, siehe Registerzunge, Fig. 1. Auf den Maschinen sind diese Gruppen jeweils mit ihrem eigenen Gruppenschild versehen.
Übersicht über die Schildplazierung, siehe nachfolgende Seiten.

(2) Nach jeder Registerzunge befindet sich ein Inhaltsverzeichnis, welches sämtliche Untergruppen, die zu der Maschinengruppe, Fig. 2, gehören, enthält. Aus diesem Inhaltsverzeichnis geht die jeweilige Seitennummer hervor.

(3) Schlage die Seite für die aktuelle Untergruppe auf, Fig. 3.

(4) (5) Beachte die Maschinennummer, Fig. 4, Gruppen-Nr., Fig. 5, Volumen oder Papierbreite und evt. vorkommende Bemerkungen.

Aus dem Gruppennummerschild entnimmt man den Entwicklungsstand der Maschine, z.B. 630001-1Z3 (Entwicklungsstand 3).
Der Entwicklungsstand wird immer von der ersten, nicht überstrichenen Ziffer nach dem Bindestrich, markiert.

Die Ersatzteilnummer kann jetzt direkt vom Bild abgelesen werden.
Die Bennenung der Ersatzteile geht aus einer separaten Liste hervor.

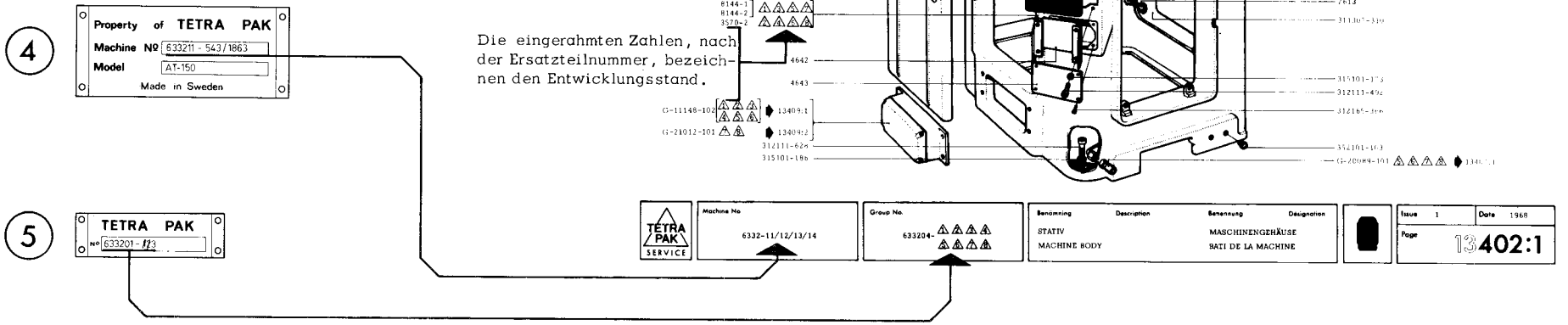

Bei Bestellung von Ersatzteilen muss immer die Bezeichnung, Ersatzteilnummer und Anzahl angegeben werden.

COMMENT TROUVER LE NUMERO D'UNE PIECE DE RECHANGE?

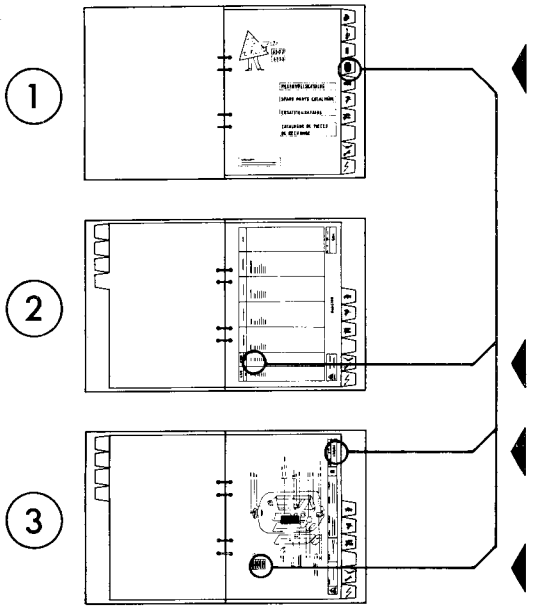

① Le catalogue est divisé en groupes par machine, voir l'onglets, fig.1. Sur les machines chaque groupe est muni d'une plaque signalétique.
Pour retrouver les differentes plaques signalétiques, voyez les pages suivantes.

② Après chaque intercalaire vous trouvez une table des matières comprenant toutes les subdivisions de chaque groupe de machine, fig. 2.
Dans cette table des matières vous trouvez le numéro des pages.

③ Cherchez la page de la subdivision en question, fig. 3.

④ ⑤ Faites attention au numéro de la machine, fig. 4, n° du groupe, fig. 5, capacité ou largeur de papier, et aux remarques éventuelles.

Sur la plaque signalétique de la machine vous trouverez l'état de modification de cette machine, par exemple: 630001-*123* (stage 3). L'état de modification de la machine est toujours marqué par le premier chiffre non barré après le trait d'union.

Vous trouverez maintenant le numéro de la pièce de rechange, directement sur les croquis.
L'appellation des pièces est indiquée sur une liste séparée.

Numéro de la pièce de rechange pour l'ensemble

Groupe subordonné dont les détails se retrouvent à la page 13405:1.

Le chiffre encadré après le numéro de la pièce indique l'état de modification de la machine.

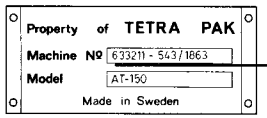



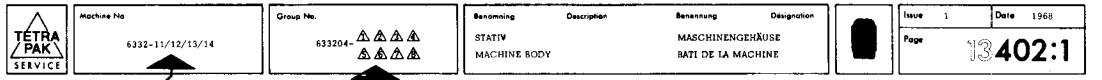

Sur vos commandes de pièces de rechange indiquez toujours l'appellation, le numéro de la pièce et le nombre de pièces.

PLACERING AV NUMMERSKYLTAR
PLACING OF NUMBERPLATES
PLAZIERUNG DER NUMMERNSCHILDER
PLACEMENT DES PLAQUES NUMÉRO

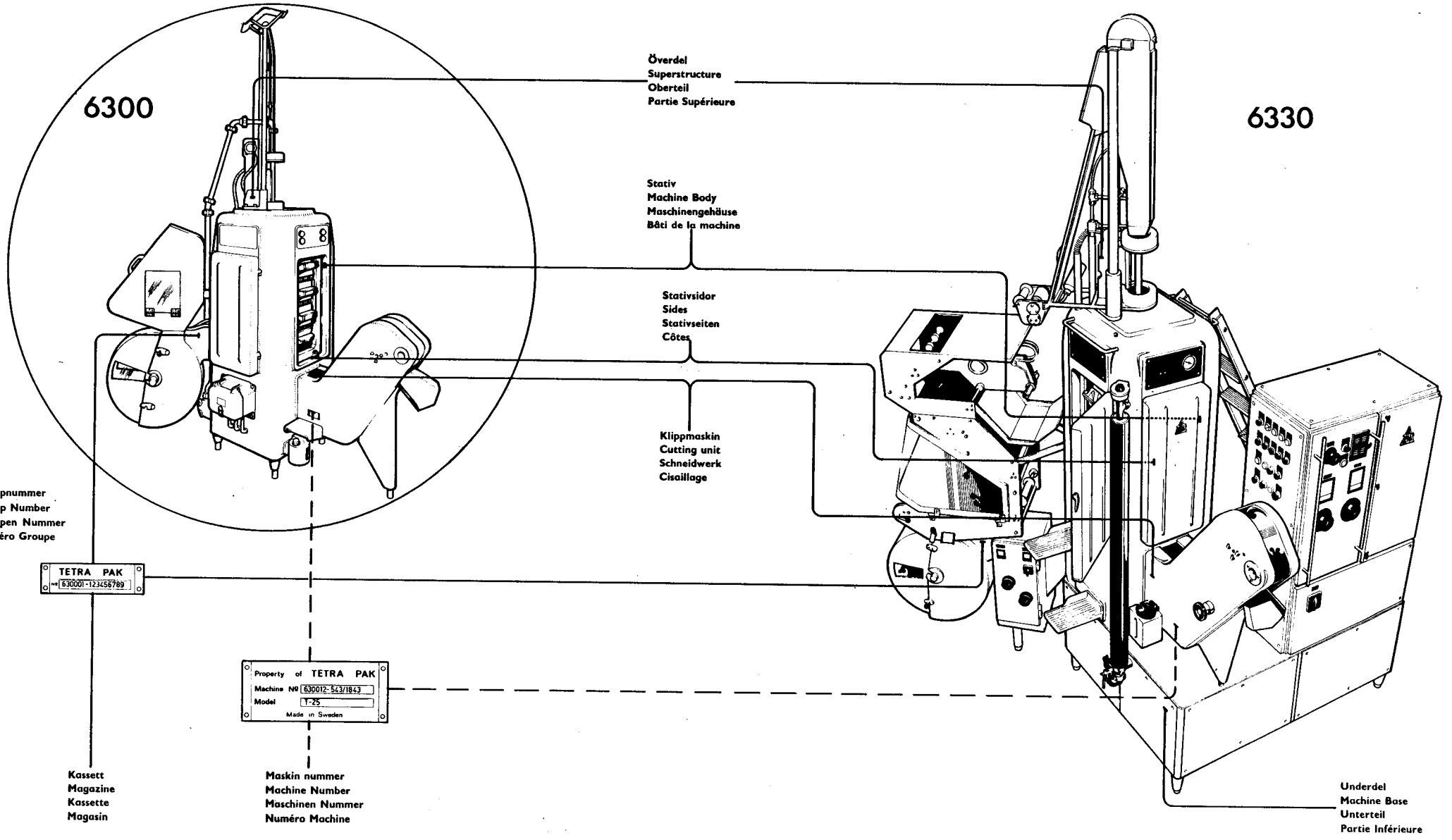

FÖRKORTNINGAR, BETECKNINGAR OCH SYMBOLER
SHORTENINGS, DESIGNATIONS AND SYMBOLS
VERKÜRZUNGEN, BEZEICHNUNGEN UND SYMBOLE
ABREVIATIONS, APPELLATIONS ET SYMBOLE

➧	= Detaljer, se sida
➧	= Details, see page
➧	= Einzelheiten, siehe
➧	= Détails voir page

①	= Utvecklingssteg	● Standard
①	= Development stage	
①	= Entwicklungsstand	
①	= L´état de modification	

△1	= Utvecklingssteg	▲ Aseptic
△1	= Development stage	
△1	= Entwicklungsstand	
△1	= L´état de modification	

G-11040-101	= Reservdelsnummer f. huvudgrupp
G-11040-101	= Part Number f. Main Group
G-11040-101	= Ersatzteilnummer f. Hauptgruppe
G-11040-101	= Numéro de l´ensemble

3276	= Reservdelsnummer f. detaljer
3276	= Part Number f. details
3276	= Ersatzteilnummer f. Einzelteile
3276	= Numéro de la pièce de rechange

★	= Hänvisning till kompl. text eller bild
★	= Ref. to compl. text or illustration
★	= Hinweis auf kompl. Text oder Bild
★	= Signe pour complèter texte ou image

312211-103	= Stand. nr (Dim. se stand.lista)
312211-103	= Stand. No. (Dim. see stand.list)
312211-103	= Stand. Nr. (Dim. siehe Stand.Liste)
312211-103	= No.de Standard (Dim. voir liste de Standard)

*	= Antal eller längd efter behov
*	= Quantity or length according to need
*	= Anzahl oder Länge nach Bedarf
*	= Nombre ou longueur suivant besoin

Ppr width	= Pappersbredd (mm)
Ppr width	= Paper width (mm)
Ppr width	= Papierbreite (mm)
Ppr width	= Largeur du papier (mm)

Volume	= Volym (cc)
Volume	= Volume (cc)
Volume	= Volumen (cc)
Volume	= Capacité (cc)

Page	= Sida
Page	= Page
Page	= Seite
Page	= Page

Date	= Datum
Date	= Date
Date	= Datum
Date	= Date

Issue	= Utgåva
Issue	= Issue
Issue	= Ausgabe
Issue	= Edition

6300 Page	6330 Page	Benämning	Description	Benennung	Désignation	Notes
12101:1/2	12101:1	KASSETT	MAGAZINE	KASSETTE	MAGASIN	
12102:1	12102:1	Pappersrullehållare	Paper Mandrel	Papierrollenhalter	Porte-rouleau	
12103:1		Dörr	Door	Tür	Porte	
12104:1		Pappersvakt	Paper guard	Papierwache	Survéille-papier	
12105:1		Apparatplåt	Apparatus Plate	Apparateblech	Tole d´appareils	

J-12726-101	①
J-12726-102	⚠1
J-12726-201	⚠2

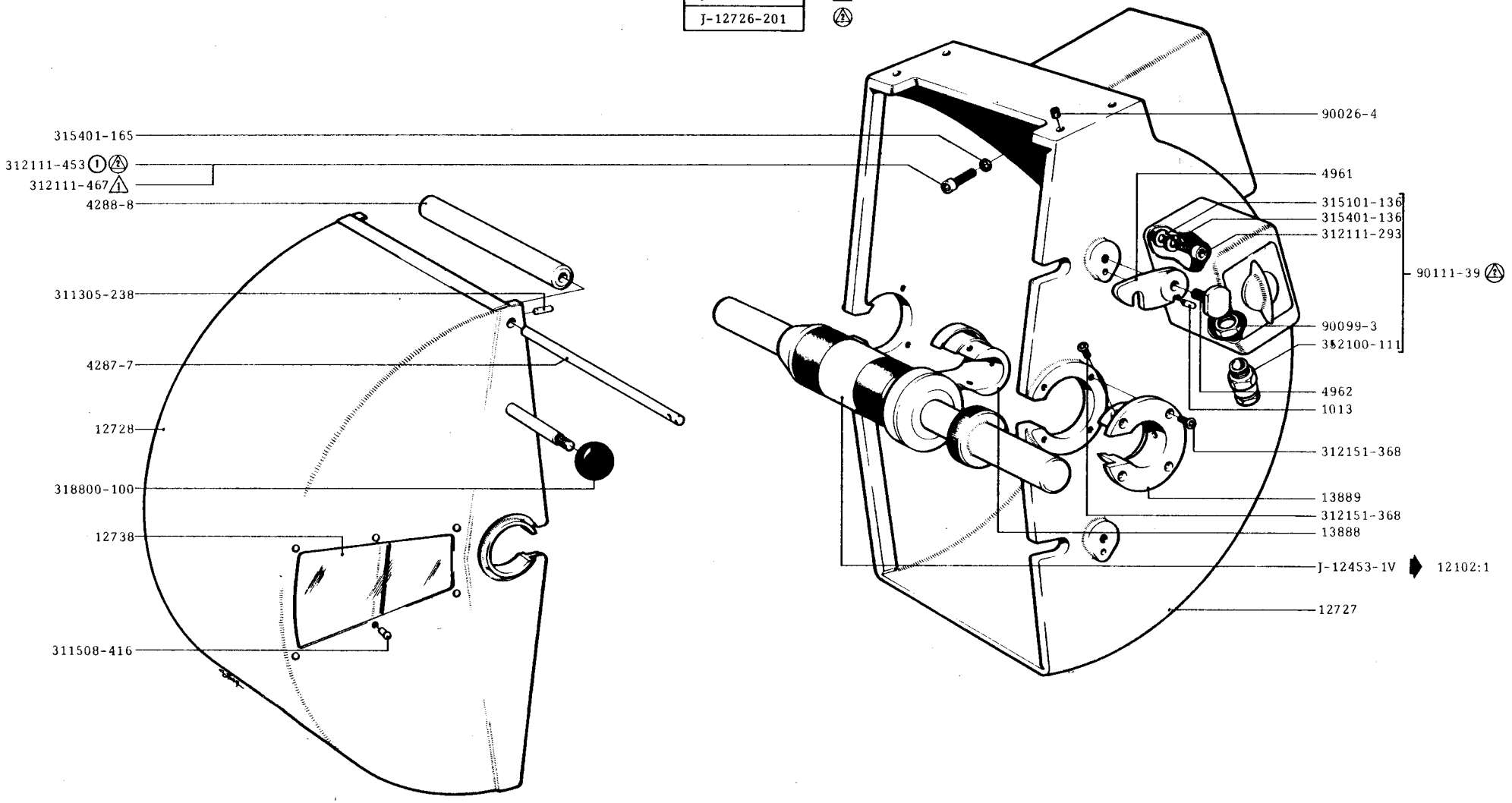

Machine No	6300-12/13/14/15/16/17	Group No.	630001- ①②
	6330-11/12		633001- ⚠1⚠2

Benämning	Description	Benennung	Désignation
KASSETT		KASSETTE	
MAGAZINE		MAGASIN	

Issue 1	Date 1968
Page	12 101:1

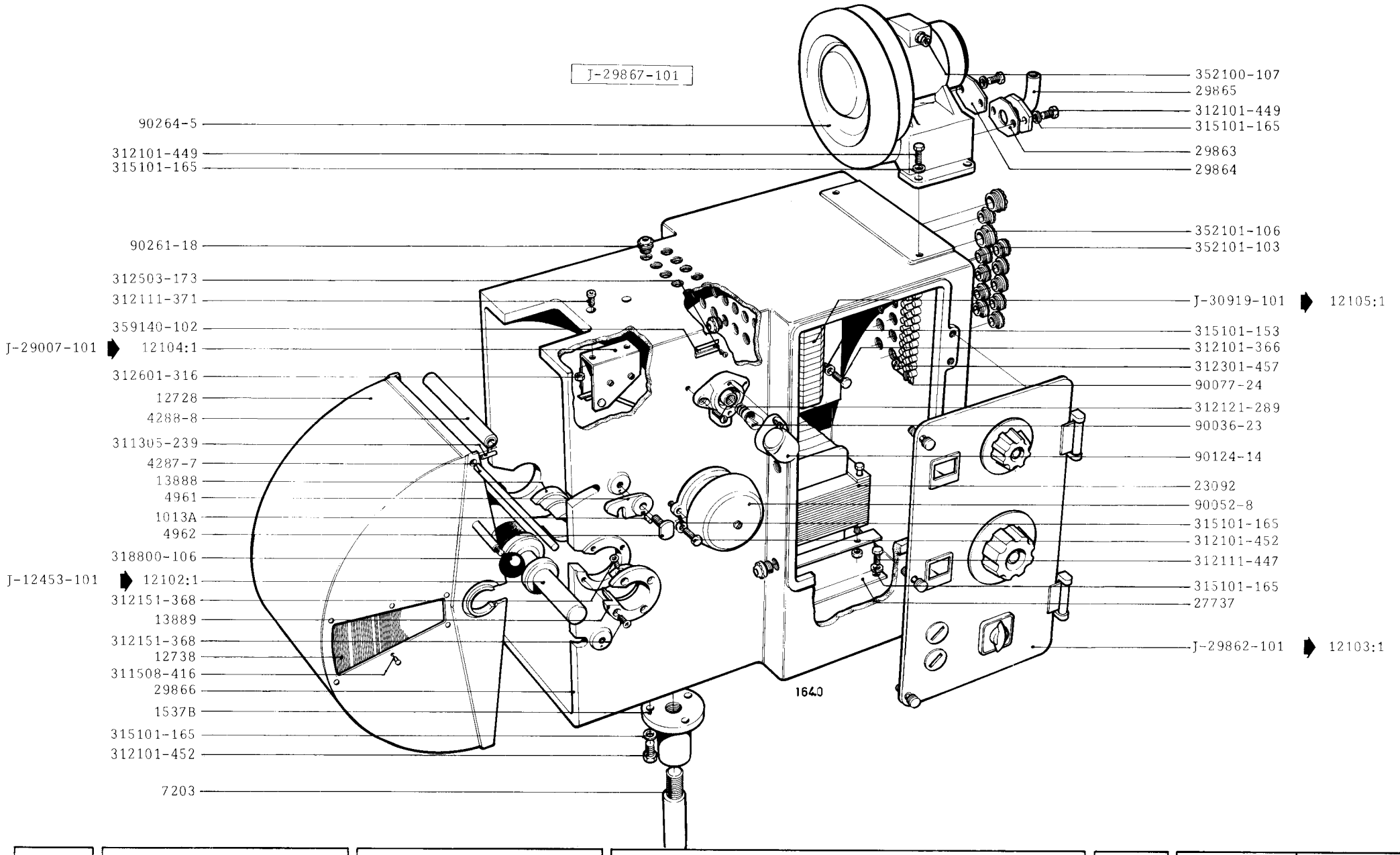

TETRA PAK SERVICE	Machine No: 6300-19/20	Group No.: 630001-③	Benämning: KASSETT / MAGAZINE — Description — Benennung: KASSETTE / MAGASIN — Désignation	Issue 1 — Date 1975 — Page 12 101:2

	Ppr width	A
S-12453-102	103	4075-13
S-12453-102	111	4075-15
S-12453-103	121	4075-14
S-12453-104	84	243746

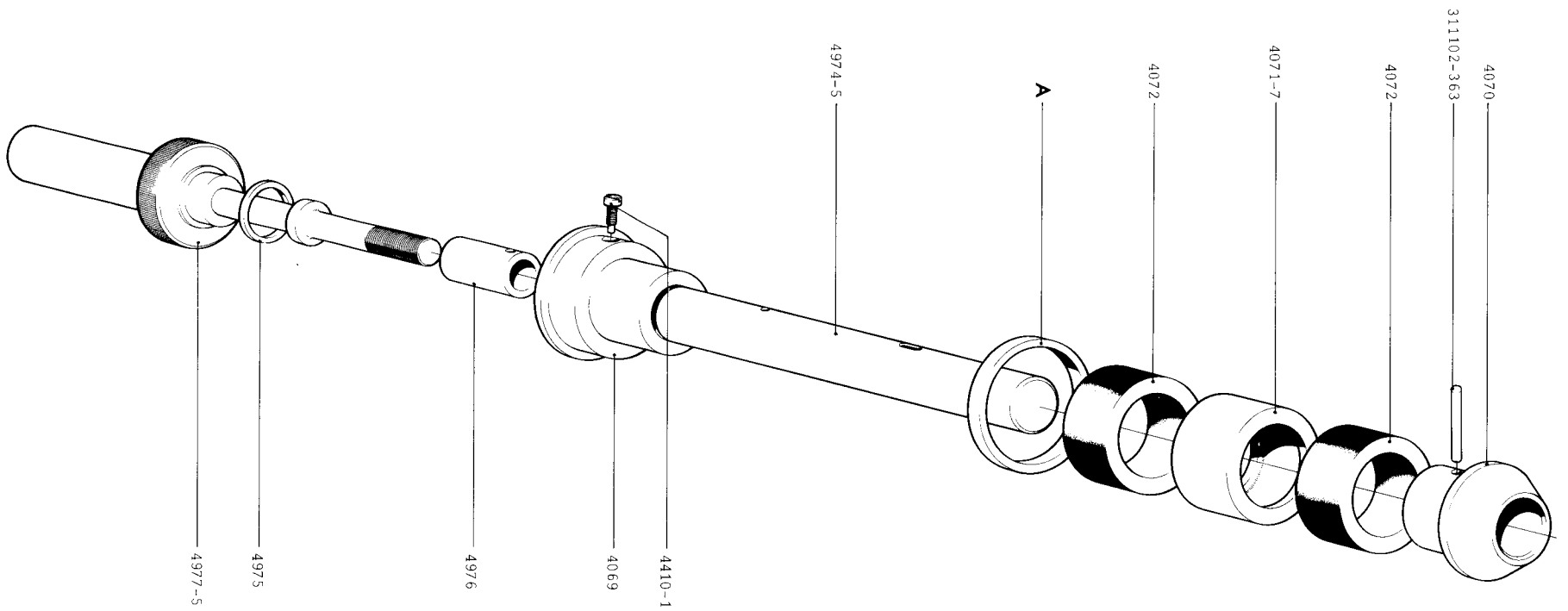

TETRA PAK SERVICE

Machine No
6300- 12-20
6330-11/12

Group No.
630001- ①②③
633001- 1/2

Benämning	Description	Benennung	Désignation
PAPPERSRULLEHÅLLARE		PAPIERROLLENHALTER	
PAPER MANDREL		PORTE-ROULEAU	

Issue 2 | Date 1980

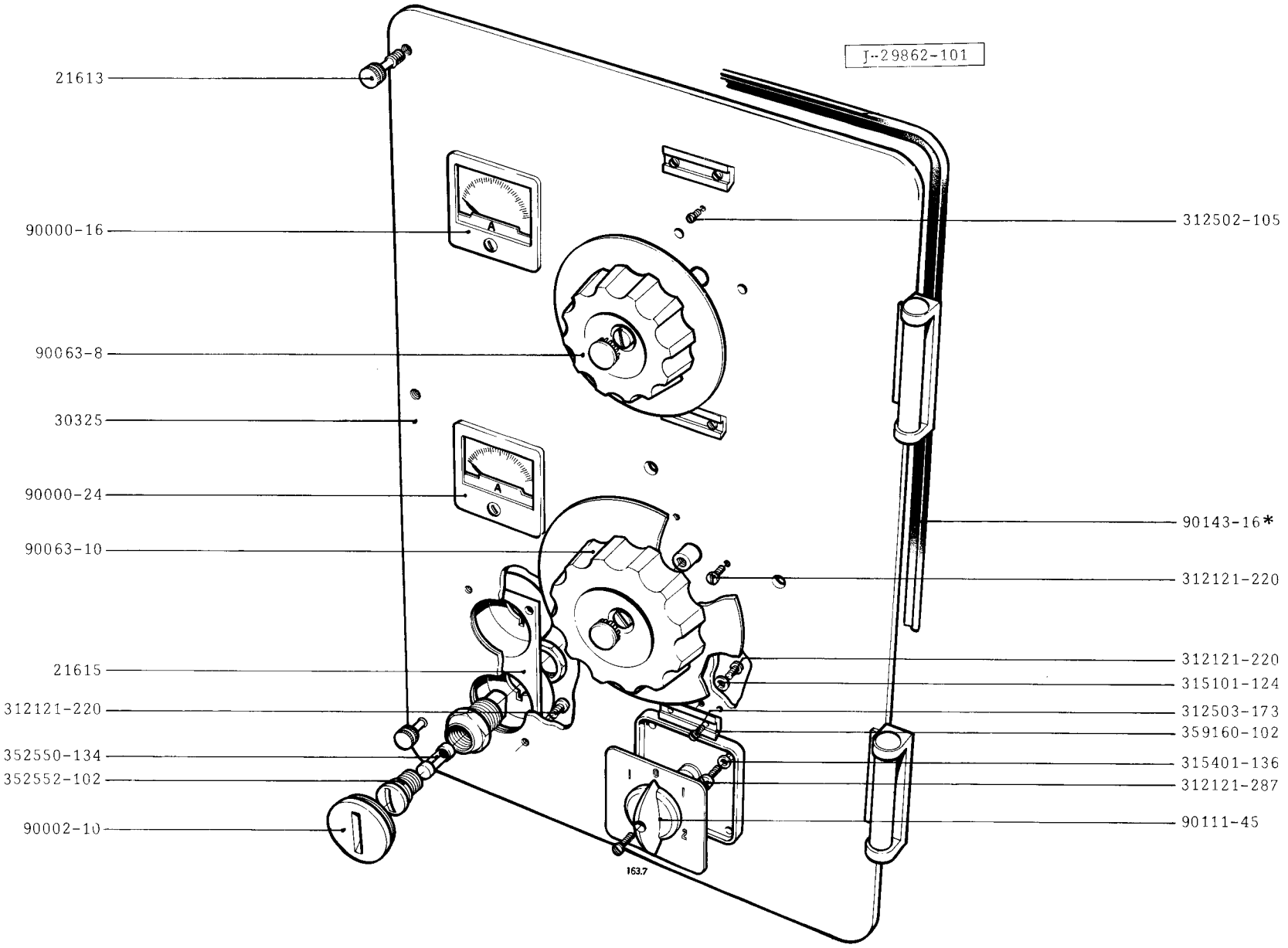

TETRA PAK SERVICE	Machine No 6300-19/20	Group No. 630001-(3)	Benämning DÖRR / DOOR	Description	Benennung TUR / PORTE / Désignation

Issue 1 | Date 1975

Page 12103:1

J-29007-101

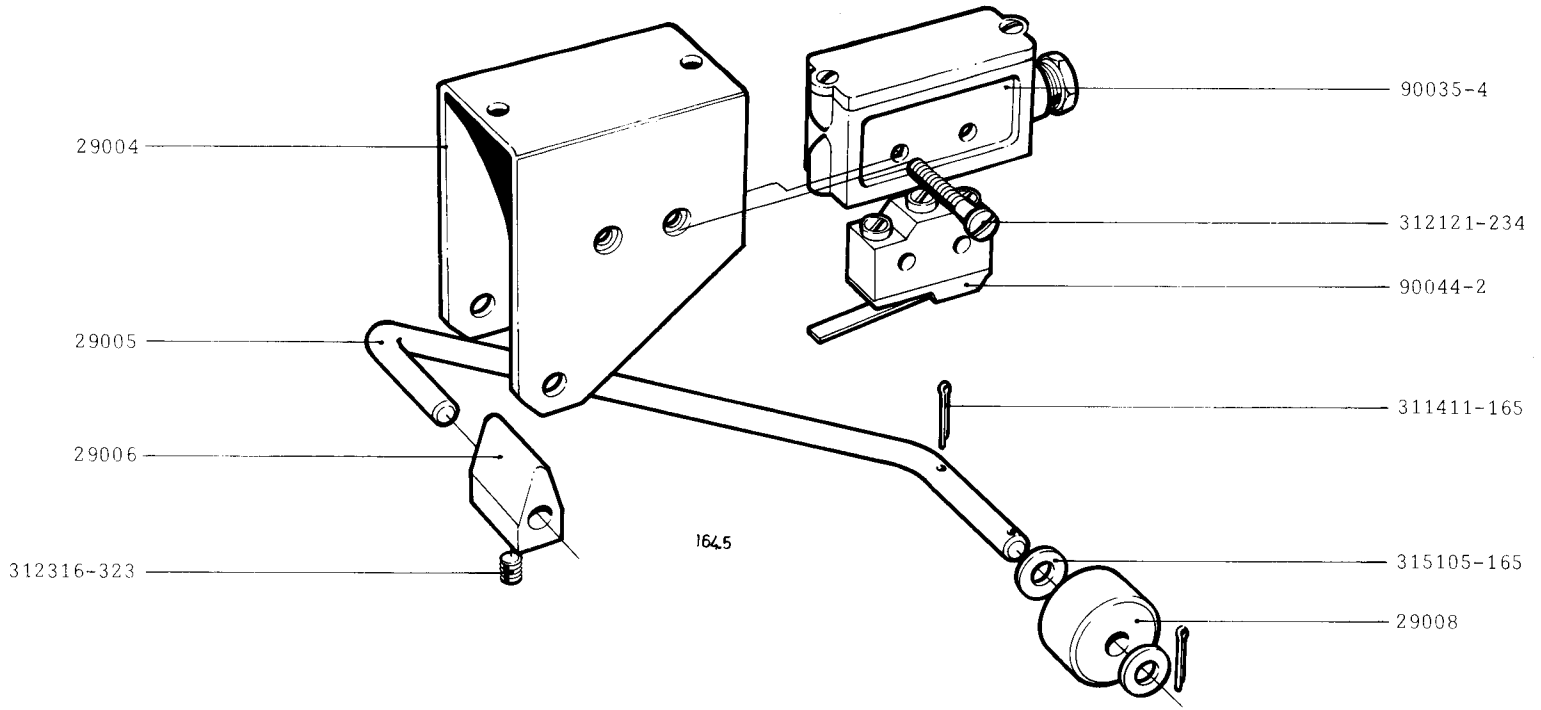

TETRA PAK SERVICE	Machine No 6300-19/20	Group No. 630001-(3)	Benämning / Description: PAPPERSVAKT / PAPER GUARD Benennung / Désignation: PAPIERWACHE / SURVEILLE PAPIER		Issue 1 · Date 1975 Page 12104:1

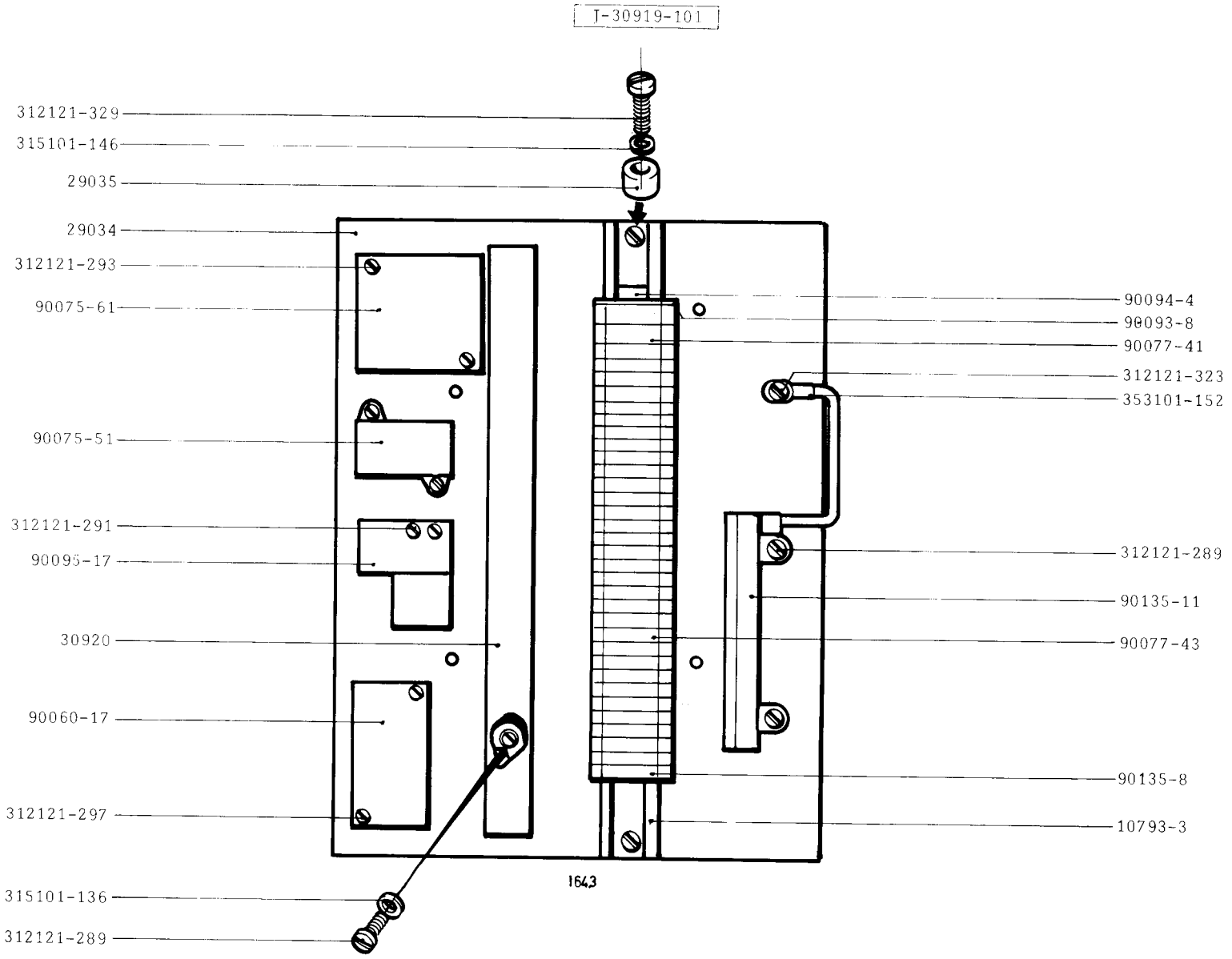

TETRA PAK SERVICE

Machine No: 6300-19/20

Group No.: 630001-(3)

Benämning	Description	Benennung	Désignation
APPARATPLÅT		APPARATEBLECH	
APPARATUS PLATE		TOLE D´APPAREILS	

Issue 1 | Date 1975

Page 12105:1

6300 Page	6330 Page	Benämning	Description	Benennung	Désignation	Notes
12201:1/2/3	12202:1/2/3/4	ÖVERDEL	SUPERSTRUCTURE	OBERTEIL	PARTIE SUPERIEURE	
12203:1/2	12203:3	Formring, övre	Forming Ring, Upper	Formring, oben	Couronne, sup.	
12204:1/2	12204:1	Formring, nedre	Forming Ring, Lower	Formring, unten	Couronne, inf.	
12204:4	12204:3/5	Ställbar formring, nedre	Adjustable Forming Ring, Lower	Stellbarer Formring, unten	Couronne reglable, inf.	
12205:1/3	12205:2/4	Längdskarvselement	Longitudinal Element	Längsnahtelement	Element longitudinale	
12207:1	12207:2/3	Påfyllningsrör	Filling Tube	Füllrohr	Tube de remplissage	
12209:2	12209:1/2	Hjälpmotor	Help Motor	Hilfsmotor	Moteur auxiliaire	
12210:1	12210:1/2	Brytrulle	Bending Roller	Brechrolle	Rouleau supérieure	
	12211:1/2	Aseptikhus	Aseptic House	Aseptikgehäuse	Chambre aseptique	
	12212:1	Lucka	Cover	Deckel	Couvercle	
	12213:1/2/3	Papperstork	Paper Dryer	Papiertrockner	Seche-papier	
	12214:1/2	Strypventil	Reducing Valve	Drosselventil	Vanne de reglage	
12215:1	12215:1	Lagerhus	Bearing Holder	Lagerhalter	Support palier	
	12216:1/2/3	Försterilisator	Presterilizer	Vorsterilisator	Bain de ster isation	
	12217:1	Rörfäste	Pipe Holder	Rohrhalter	Support tube	
12218:1	12218:1	Klokoppling	Clutch Coupling	Klauenkupplung	Accouplement á griffes	
	12219:1	Luftkniv	Air Knife	Luftmesser	Couteau d'air	
12220:1		Pappersvakt	Paper Guard	Papierwache	Surveille papier	
12221:1		LS-utrustning	LS-equipment	LN-Ausrüstung	Element longitudinale	
12222:1		V-styrdon	V-Guide	V-Führung	Guidage en V	
12223:1		Fotocellfäste	Photocell Holder	Fotozellenhalter	Support de cellule	
	12224:1	Brytrulle	Bending Roller	Brechrolle	Rouleau superieure	
	12225:1	Plastflaska	Plastic Bottle	Plastikflasche	Bouteille plastique	
12250:1		Överdel	Superstructure	Oberteil	Partie superieure	

		Ppr width	A	
6300-12/13/14/15	J-12586-200	111	4193-2	①
6300-14/16	J-12586-301	111	4193-2	②
6300-15/17	J-12586-302	99	4193-5	③
6300-14/16	J-12586-401	111	4193-2	④
6300-15/17	J-12586-402	99	4193-5	⑤

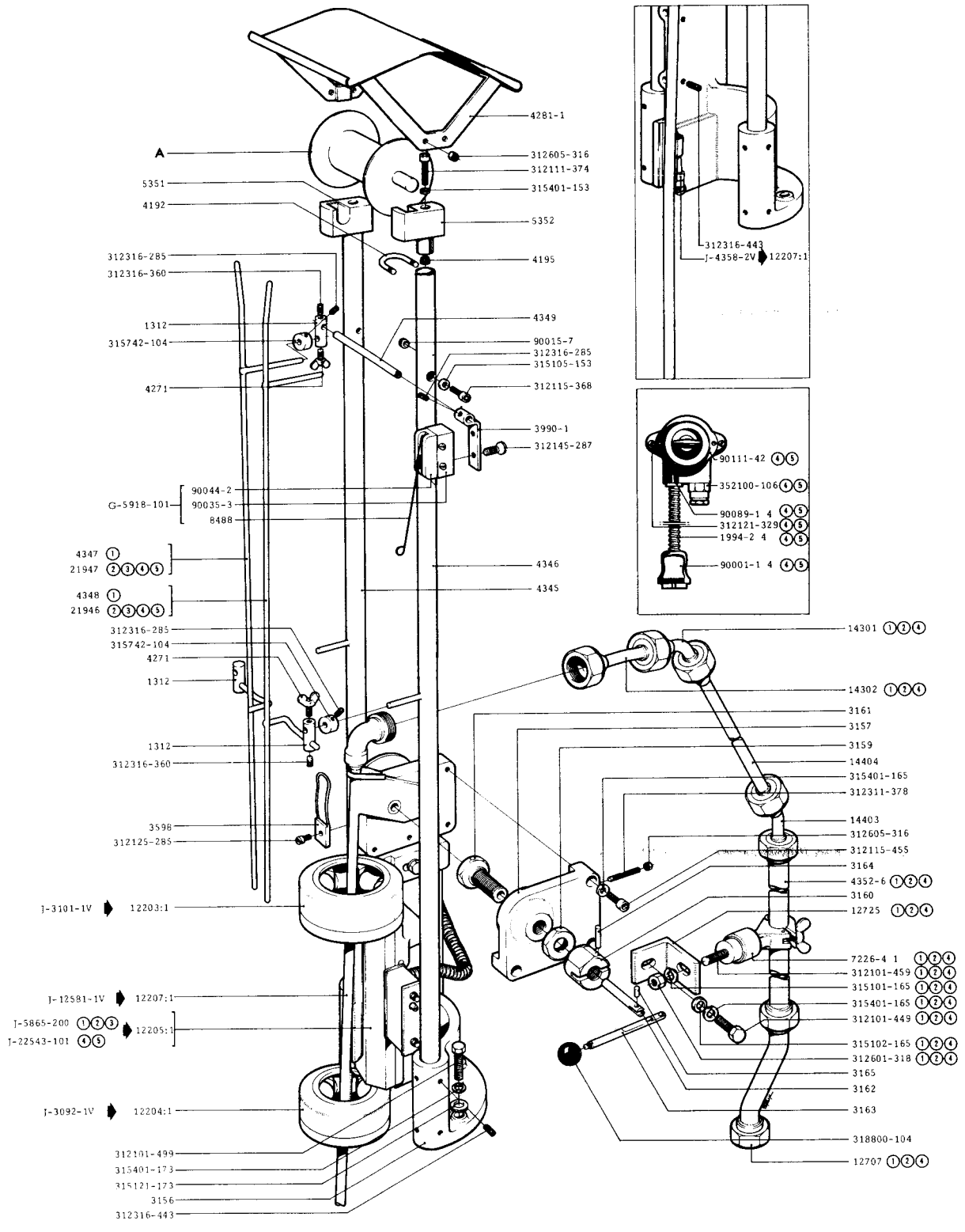

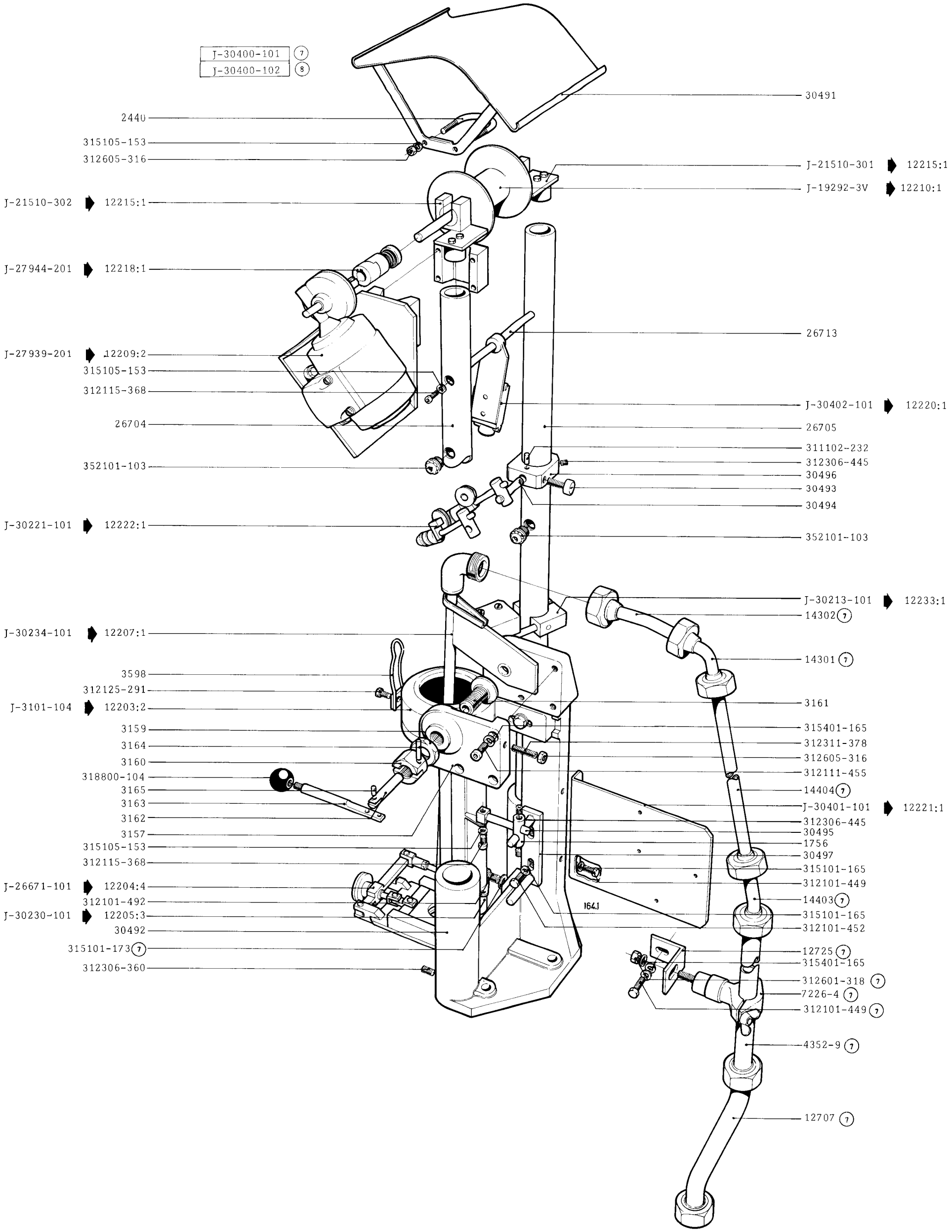

TETRA PAK SERVICE	Machine No: 6300-19/20	Group No.: 630002-(7)(8)	Benämning: ÖVERDEL / Description: SUPERSTRUCTURE / Benennung: OBERTEIL / Désignation: PARTIE SUPERIEURE		Issue 1 · Date 1975 · Page 12201:2

J-20227-100	1
J-20227-200	2
J-20227-300	3
J-20227-401	4

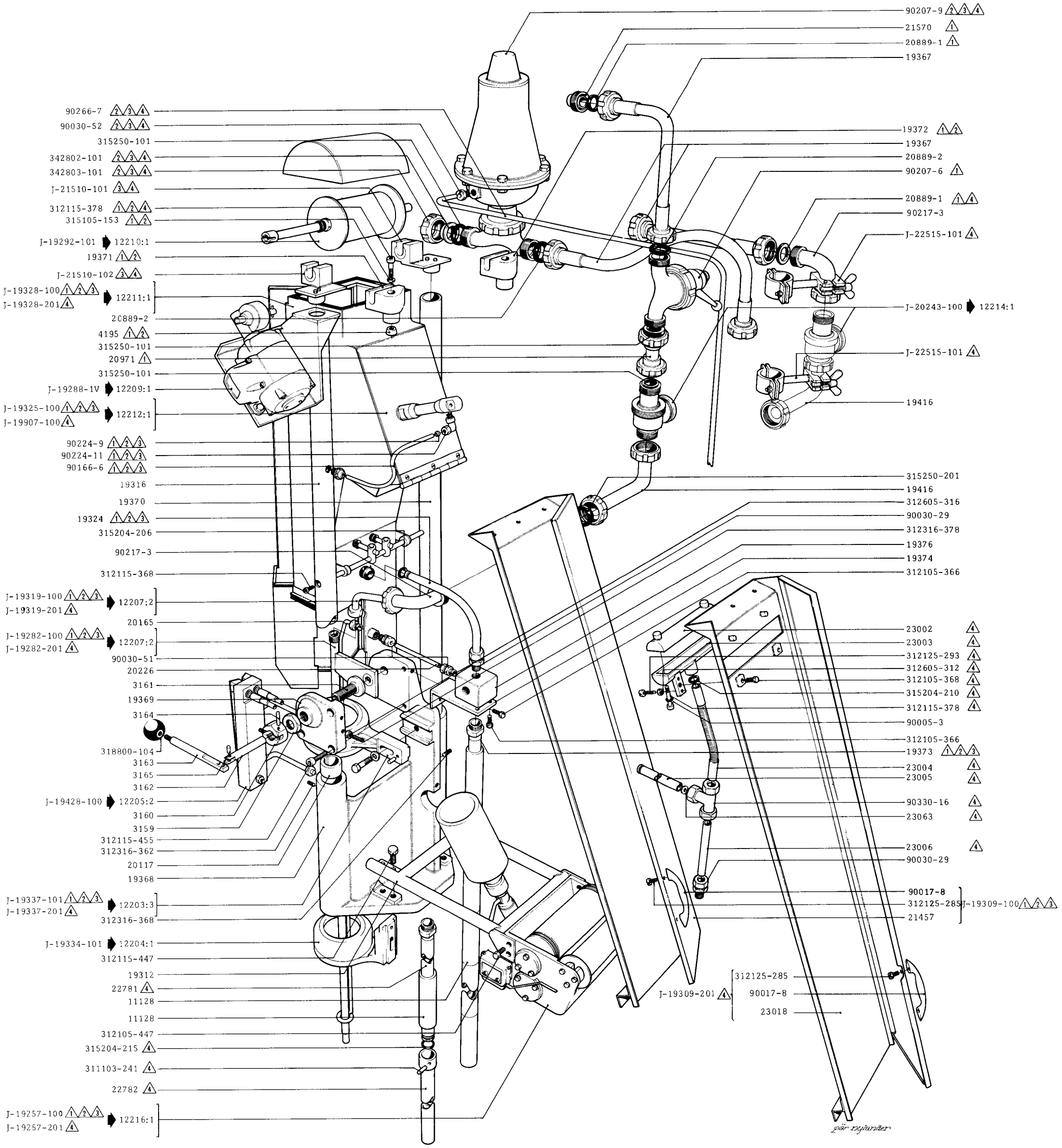

TETRA PAK SERVICE	Machine No 6330-11/12	Group No. 633002- 1 2 3 4	Benämning / Description: ÖVERDEL / SUPERSTRUCTURE	Benennung / Désignation: OBERTEIL / PARIE SUPERIEURE	Issue 1 · Date 1968 · Page 12202:1

J-27964-301
J-27964-401

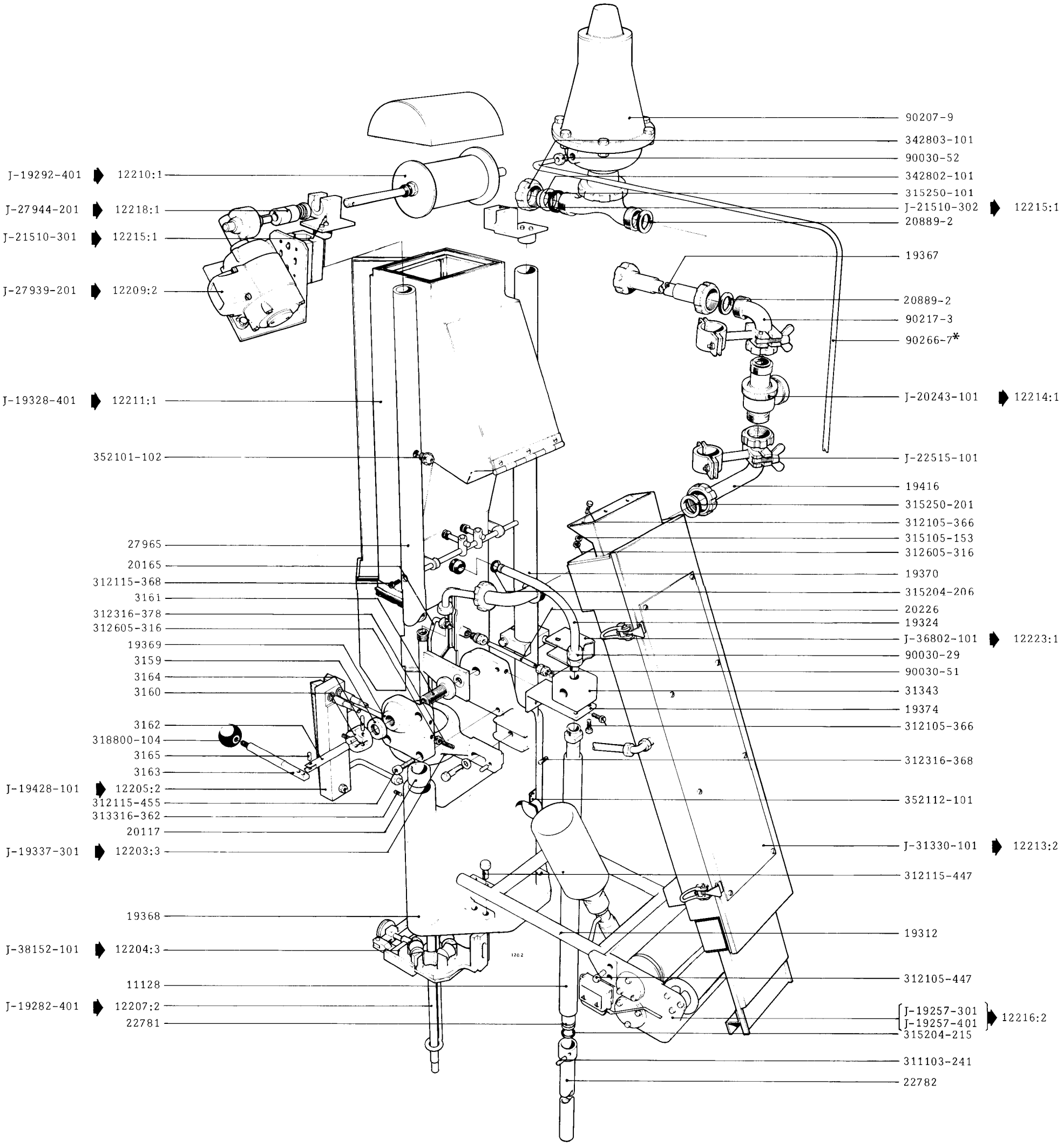

TETRA PAK SERVICE	Machine No 6330-11/12	Group No. 633002-7 8	Benämning / Description: ÖVERDEL / SUPERSTRUCTURE — Benennung / Désignation: OBERTEIL / PARTIE SUPERIEURE		Issue 2 · Date 1980 · Page 12202:3

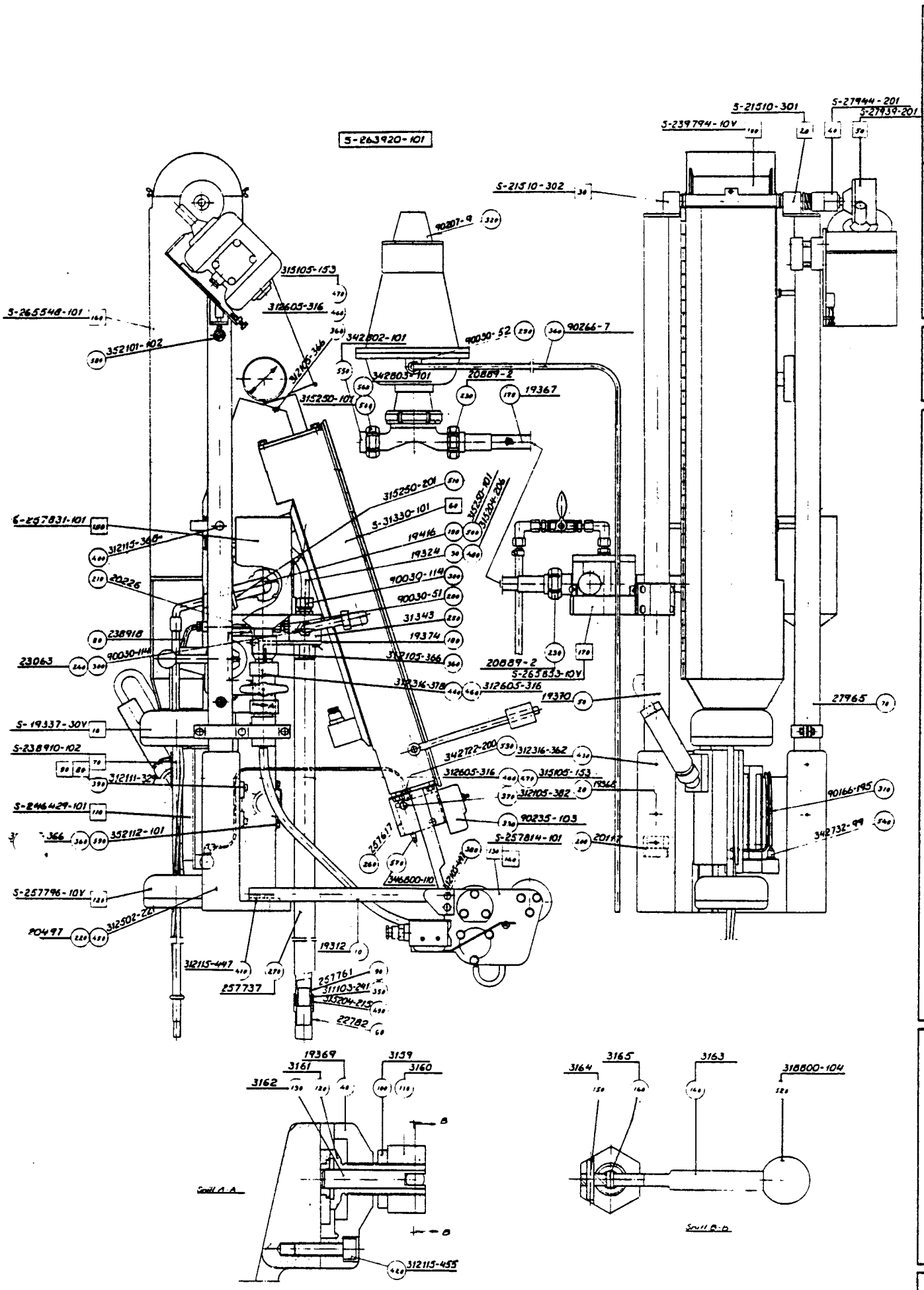

Description: ÖVERDEL / SUPERSTRUCTURE — OBERTEIL / PARTIE SUPERIEURE

Issue 1 | Date 8009

Page 12202:4

Group No. 633002-9

TETRA PAK SERVICE

	Ppr width	A	B	C
J-3101-101	103	3112	3111	3110
J-3101-102	111	3109	3108	3107
J-3101-103	121	3105	3106	3104

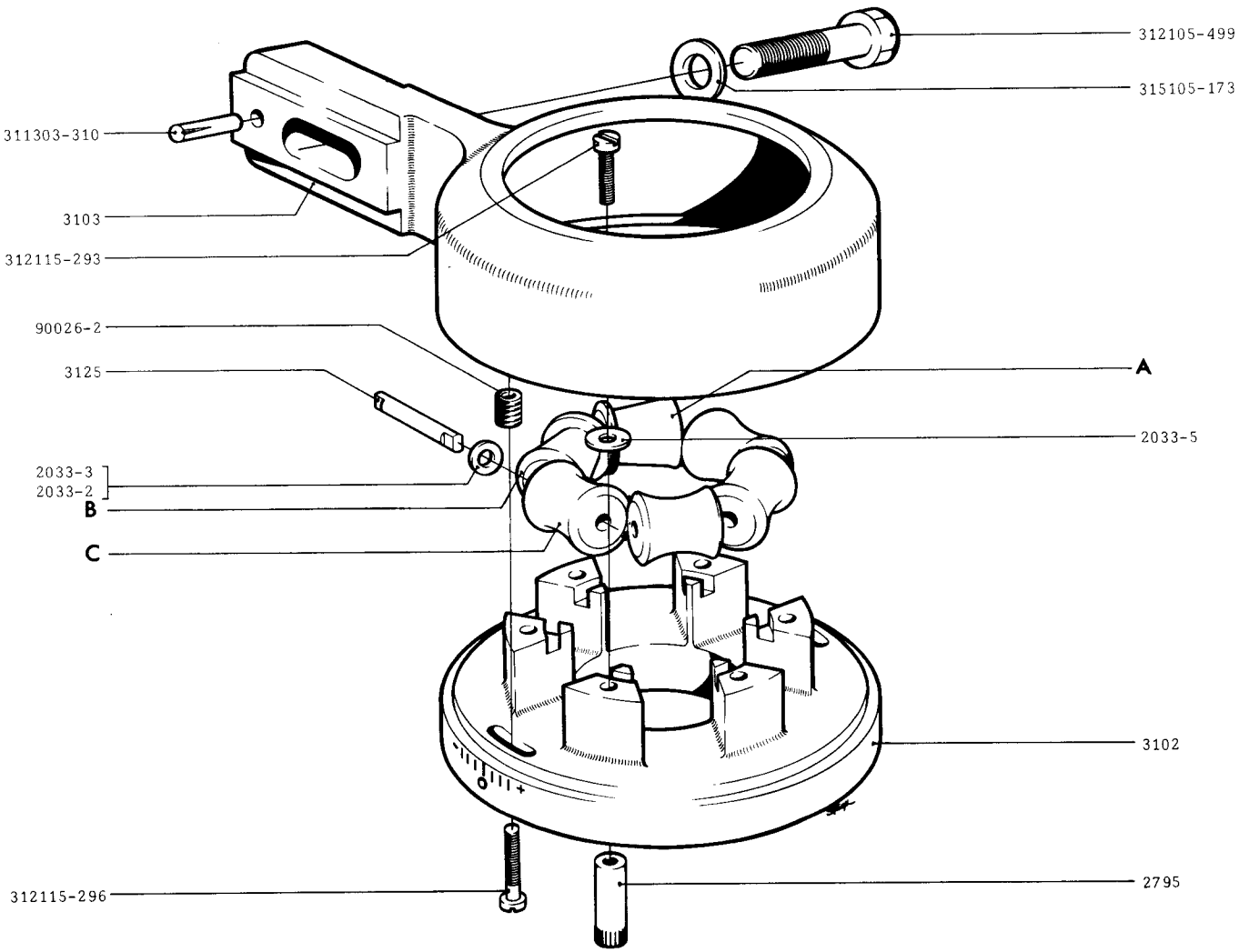

TETRA PAK SERVICE

Machine No: 6300-12/13/14/15/16/17

Group No.: 630002- ①②④

Benämning	Description	Benennung	Désignation
FORMRING, övre	FORMING RING, upper	FORMRING, oben	COURONNE, sup.

Issue 1 | Date 1968

Ppr width

J-3101-104	99

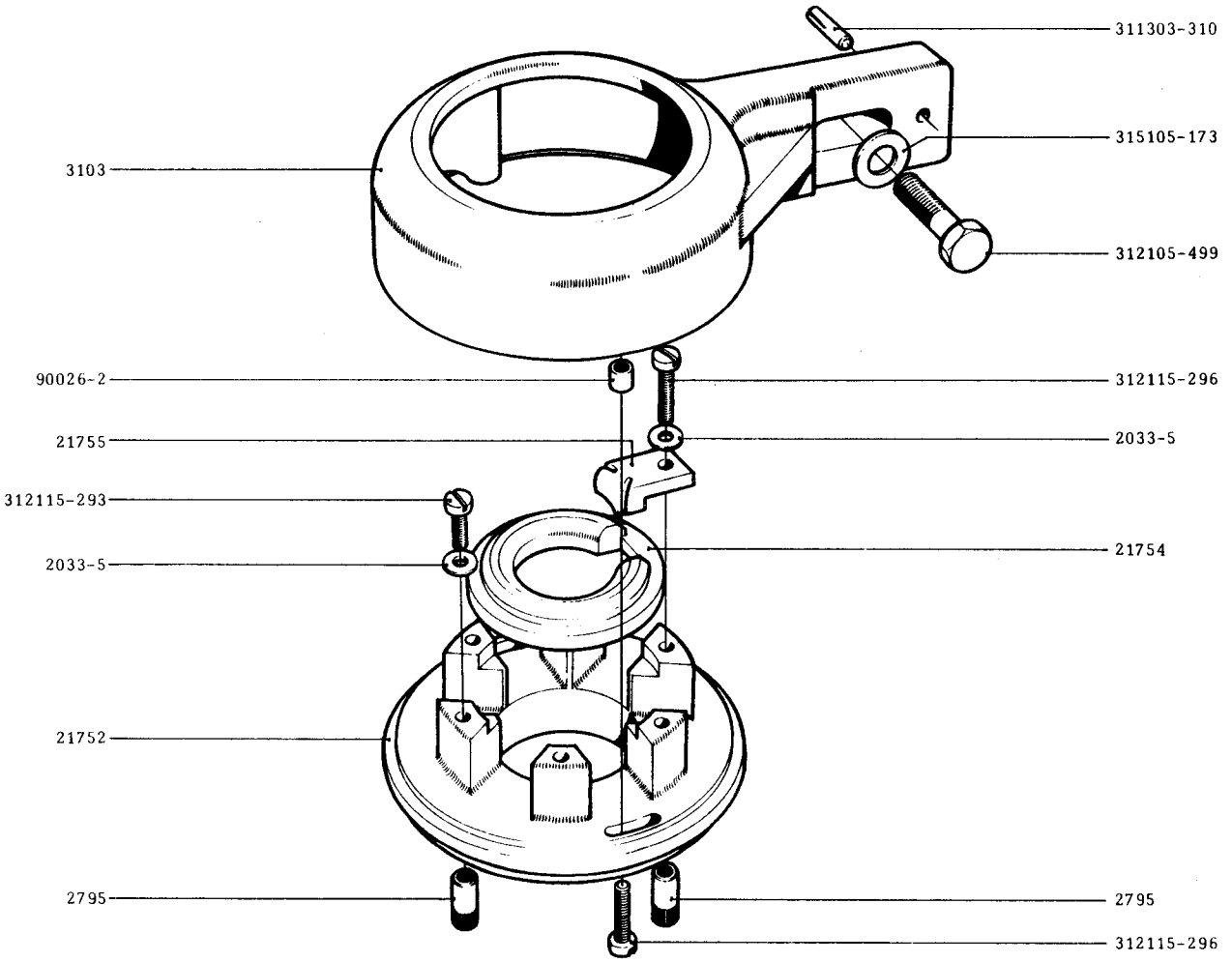

TETRA PAK SERVICE	Machine No	Group No.	Benämning / Description / Benennung / Désignation		Issue 1	Date 1968
	6300-15/17	630002- ③⑤	FORMRING, övre FORMING RING, Upper	FORMRING, oben COURONNE, sup.	Page	12203:2

	Ppr width	A	B	C	D	
S-19337-101	111	19339	19340	19338	22778	1 → 3
S-19337-201	111	19339	19340	19338	22778	4 → 6
S-19337-301	105	38196	38197	19338	22778	7 → 9
S-19337-302	84	239003	239004	239005	239006	8

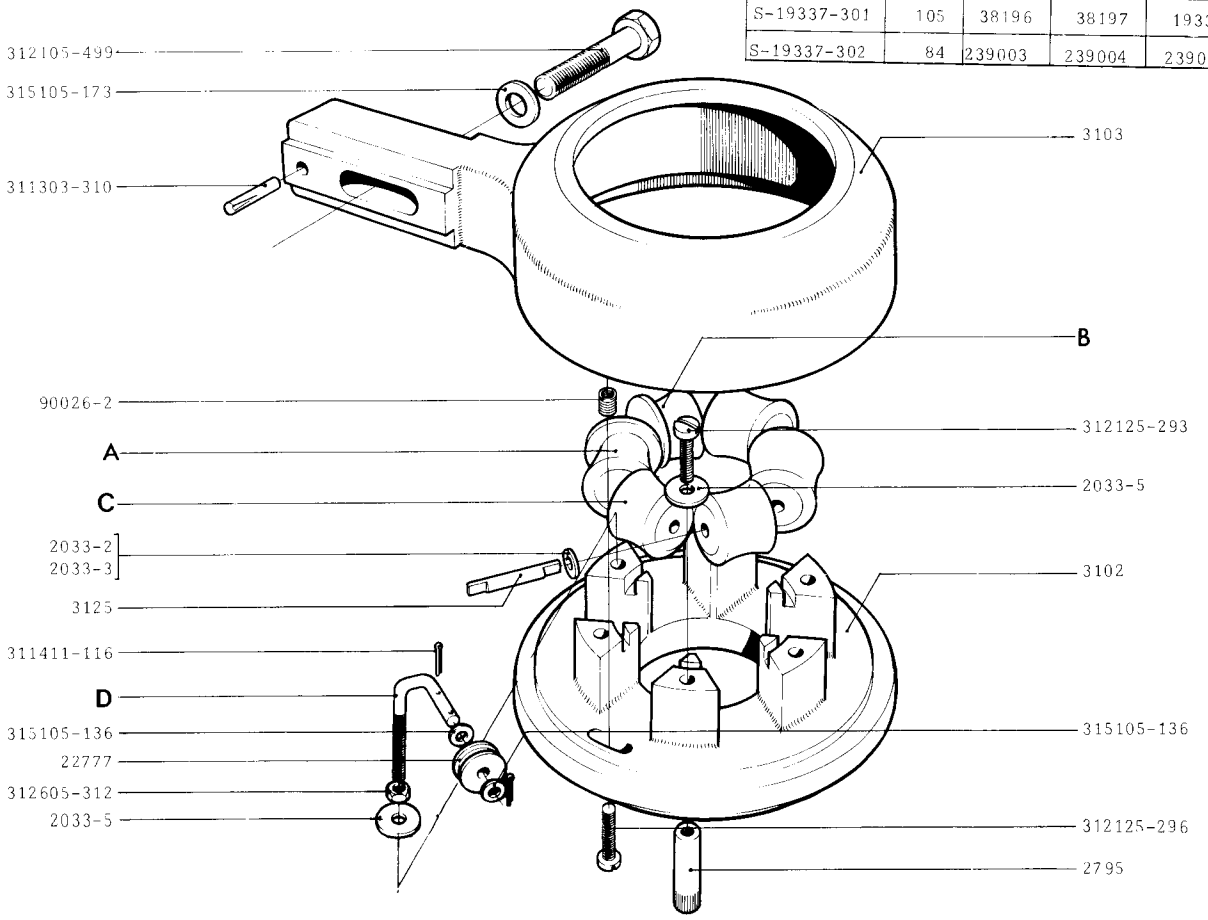

TETRA PAK SERVICE

Machine No: 6330-11/12

Group No: 633002- 1 → 7 8 9

Benämning	Description	Benennung	Désignation
FORMRING, övre	FORMING RING, Upper	FORMRING, oben	COURONNE, sup.

Issue 3 | Date 1980

	Ppr width	A	B+	C-	D	
J-3092-101	103	3098-1	3098-2	3098-3		
J-3092-102	111	3097-1	3097-2	3097-3	3097-4	●
J-3092-103	121	3096-1	3096-2	3096-3	3096-4	
J-19334-101	111	3097-4	3097-4	3097-4	3097-4	▲

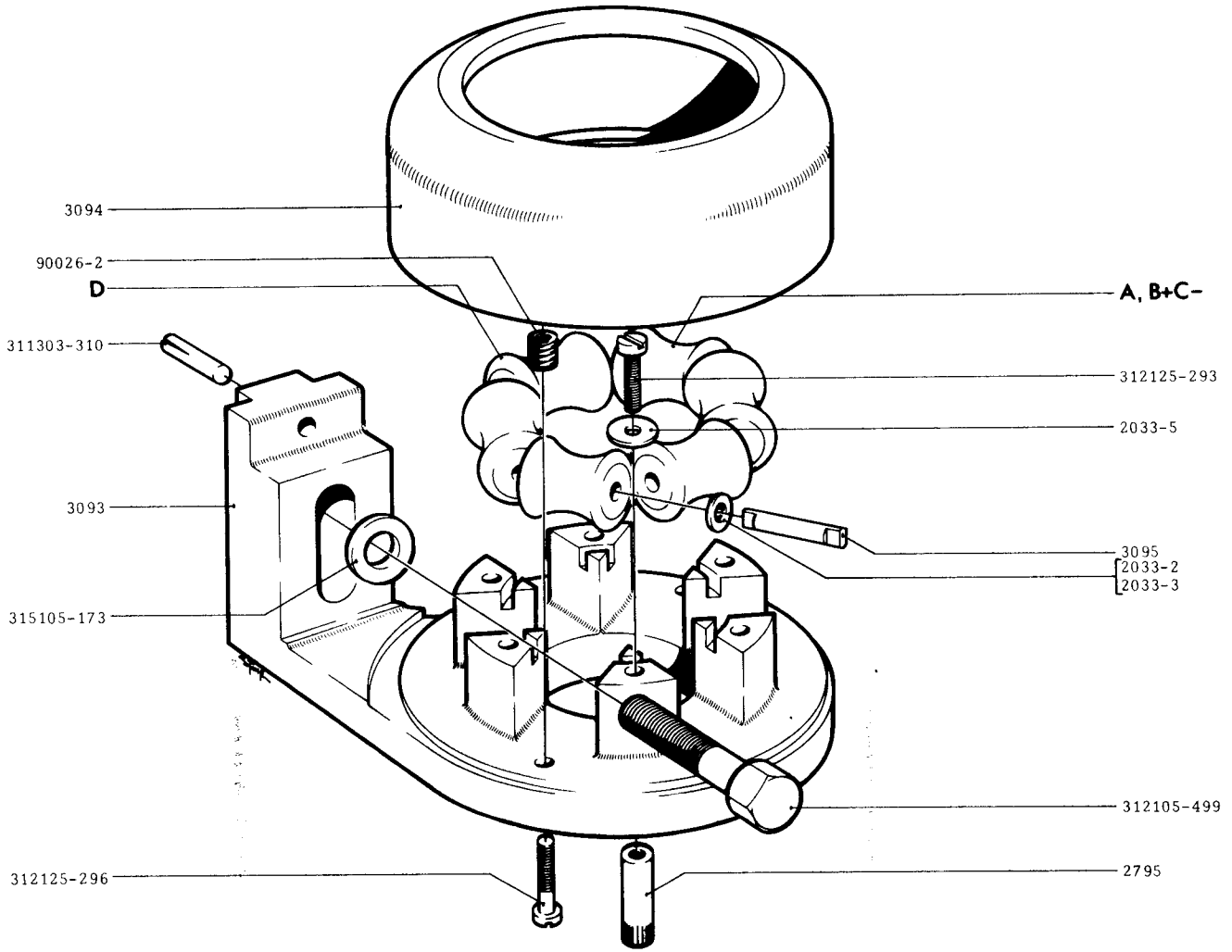

TETRA PAK SERVICE

Machine No
6300-12/13/14/15/16/17
6330-11/12

Group No.
630002- ①②④
633002- ①②③④

Benämning	Description	Benennung	Désignation
FORMRING, nedre	FORMING RING, Lower	FORMRING, unten	COURONNE, inf.

Issue 1 | Date 1968

Page 12204:1

Ppr width

J-3092-104	99

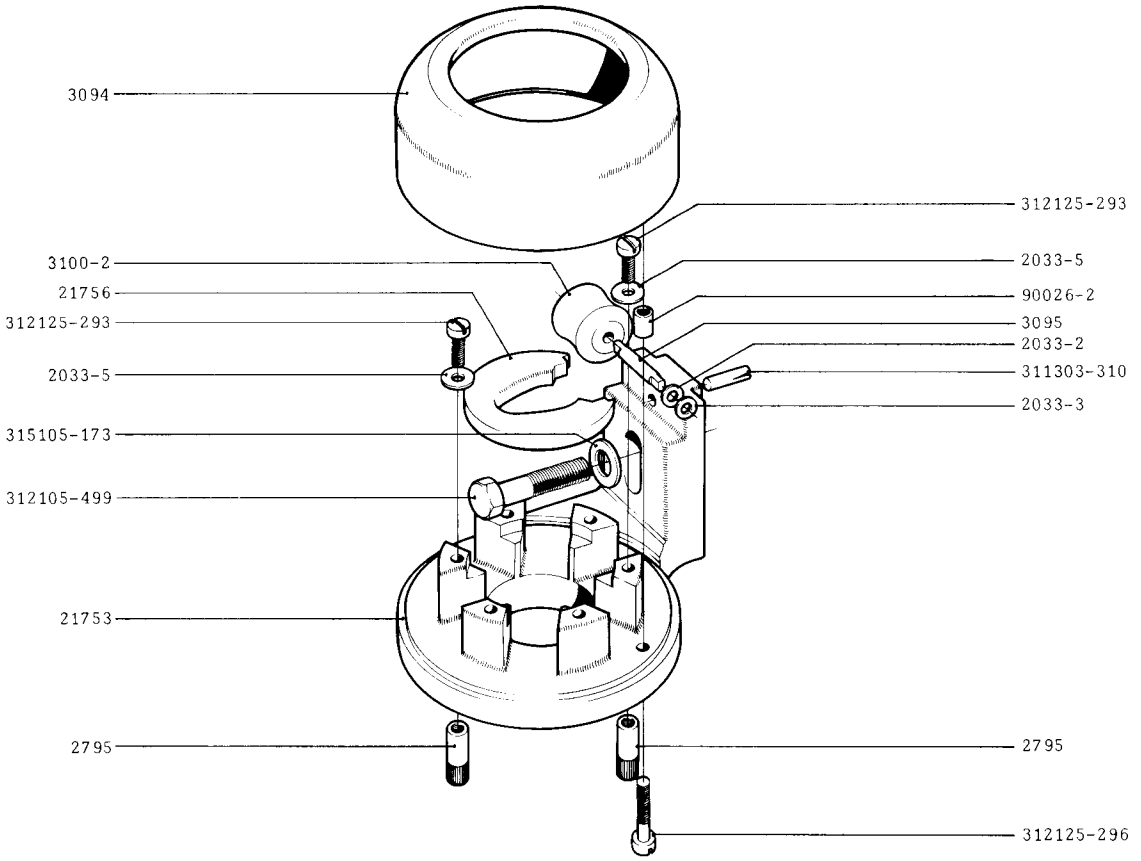

TETRA PAK SERVICE

Machine No: 6300-15/17

Group No.: 630002- ③⑤

Benämning	Description	Benennung	Désignation
FORMRING, nedre		FORMRING, unten	
FORMING RING, lower		COURONNE, inf.	

Issue 1 | Date 1968

J-38152-101

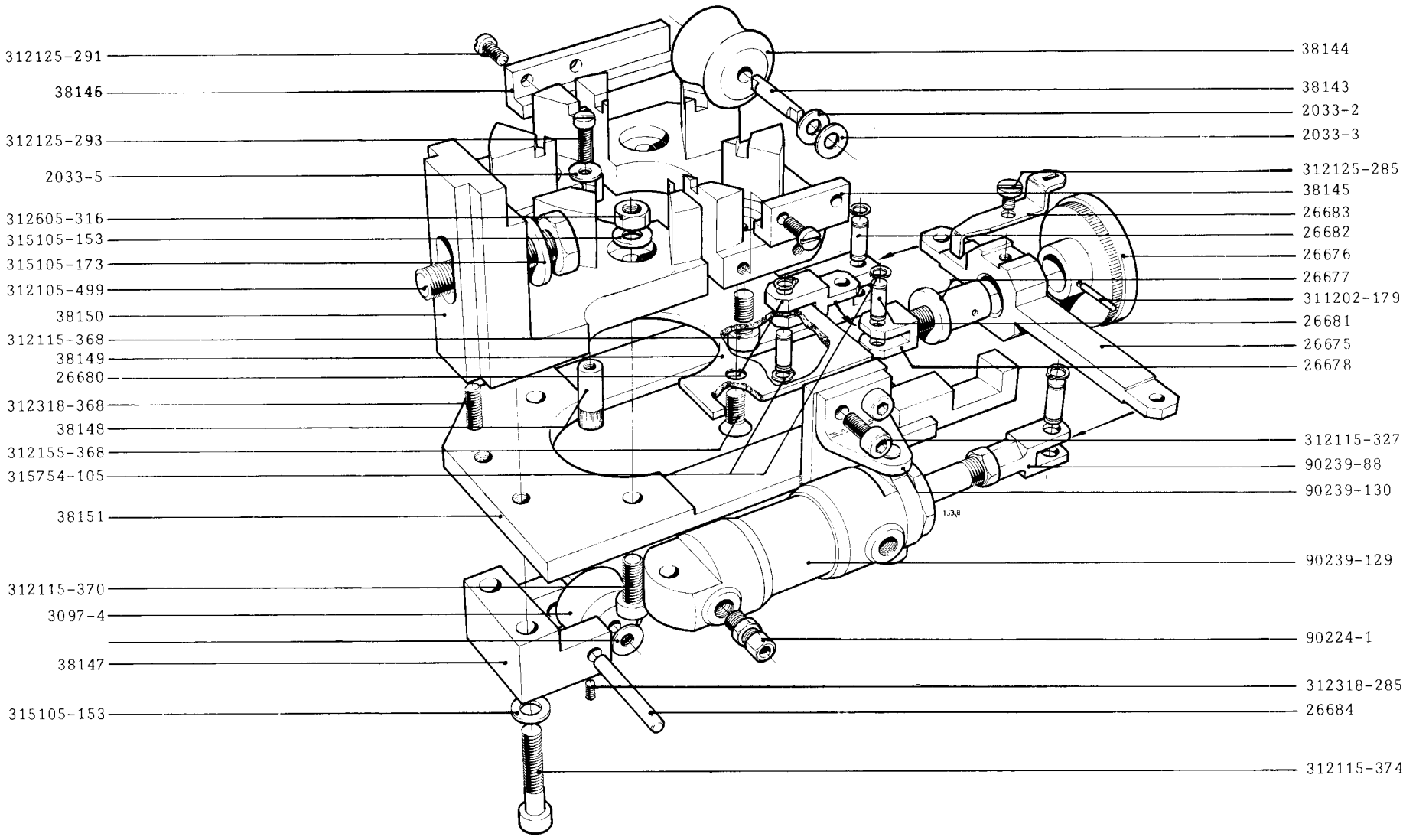

TETRA PAK SERVICE	Machine No 6330-11/12	Group No. 633002-⚠7	Benämning / Description: STÄLLBAR FORMRING, nedre / ADJ. FORMING RING, lower	Benennung / Désignation: STELLBARER FORMRING, unterer / COURONNE REGLABLE, inf.		Issue 1	Date 1975
						Page 12 204:3	

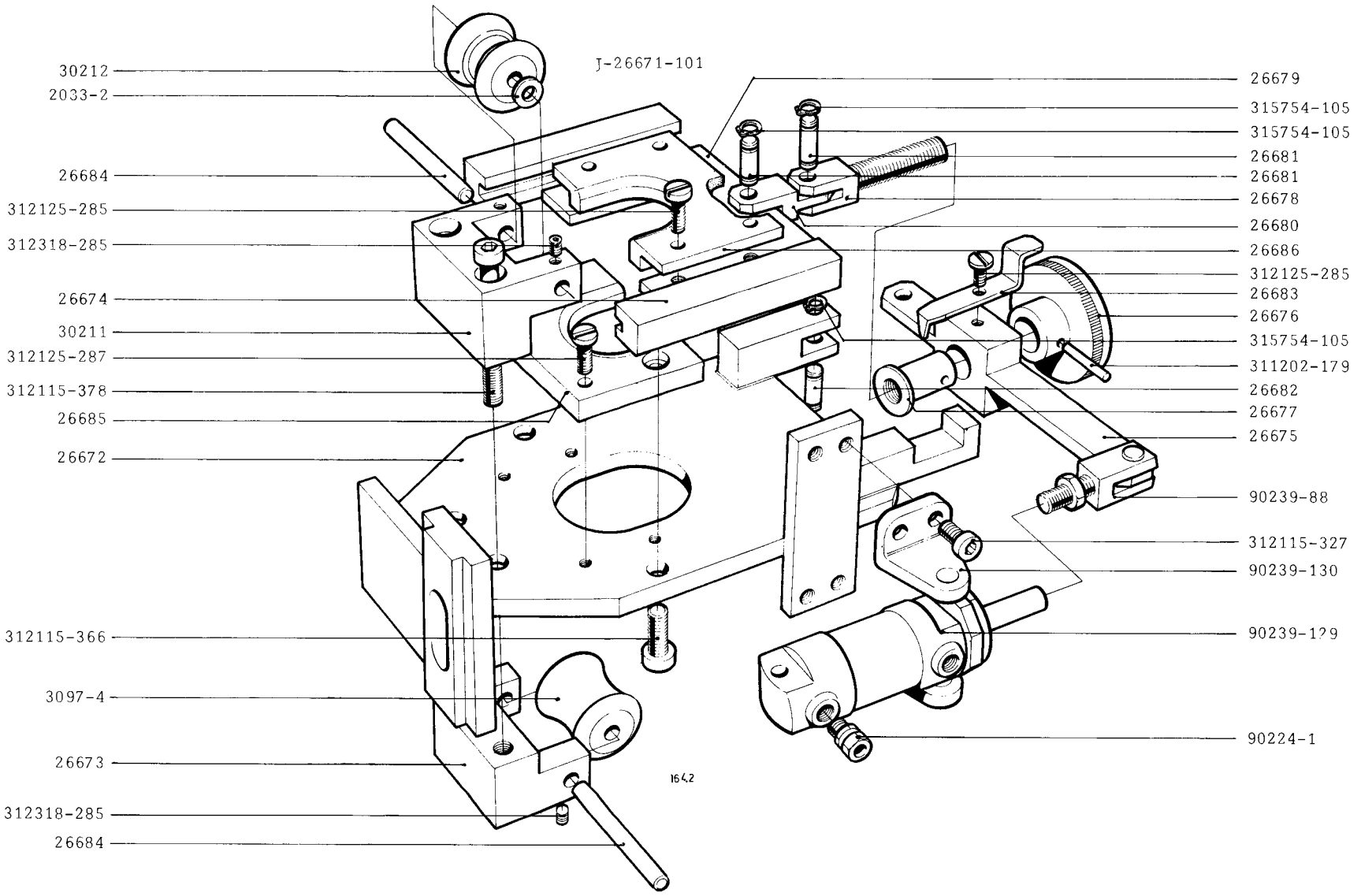

TETRA PAK SERVICE	Machine No 6300-19/20	Group No. 630002- (7) (8)	Benämning Description STÄLLBAR FORMRING, nedre ADJ. FORMING RING, lower	Benennung Désignation STELLBARER FORMRING, unterer COURONNE REGLABLE, inf.		Issue 1	Date 1975
						Page	12204:4

	Ppr width	A
S-257796-101	105	257680
S-257796-102	84	257681

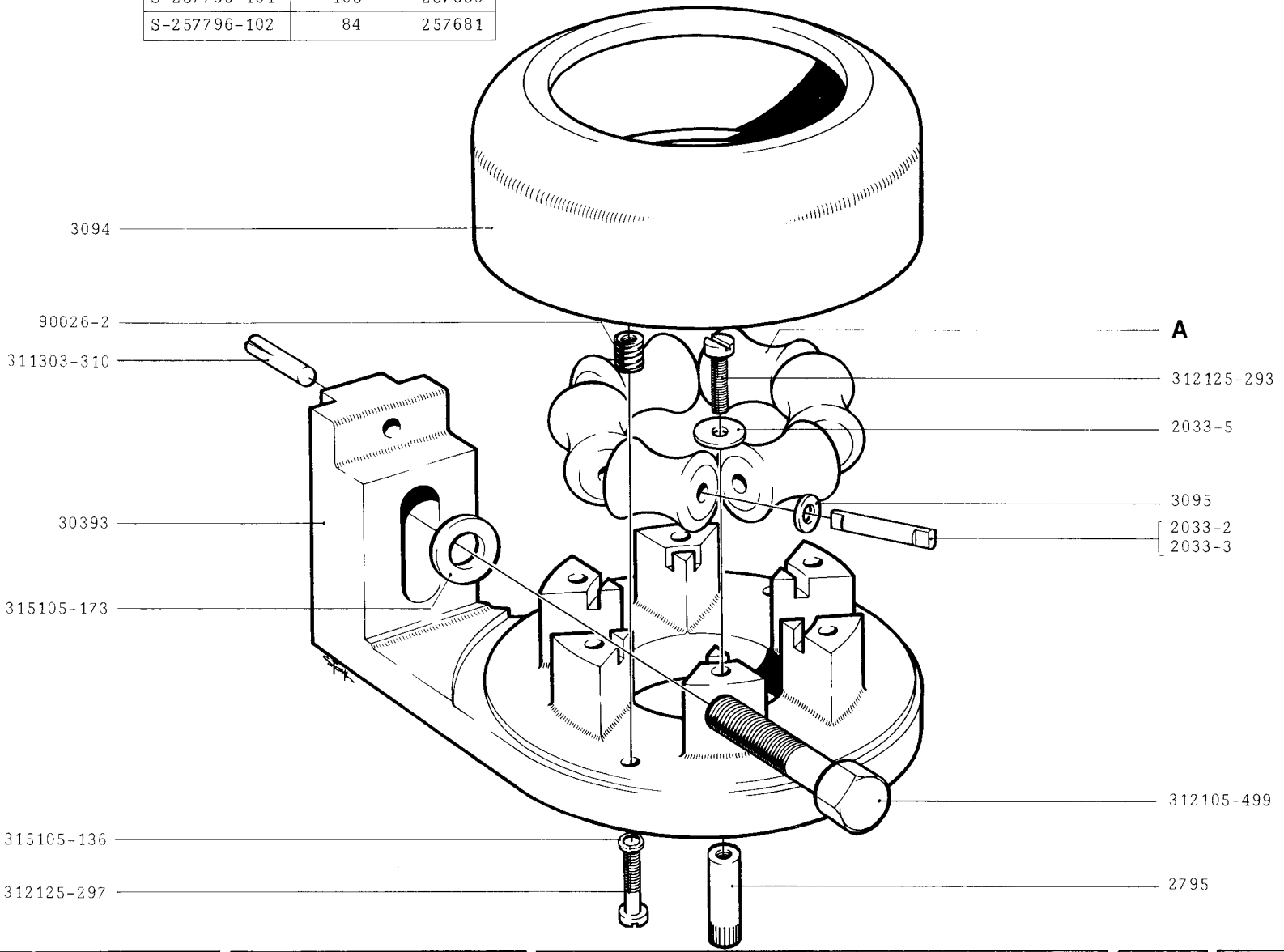

TETRA PAK SERVICE

Machine No: 6330-13

Group No.: 633002-9

Benämning	Description	Benennung	Designation
FORMRING, nedre		FORMRING, unten	
FORMING RING, Lower		COURONNE, inf.	

Issue 1 | Date 1980

J-5865-200	①②③
J-22543-101	④⑤

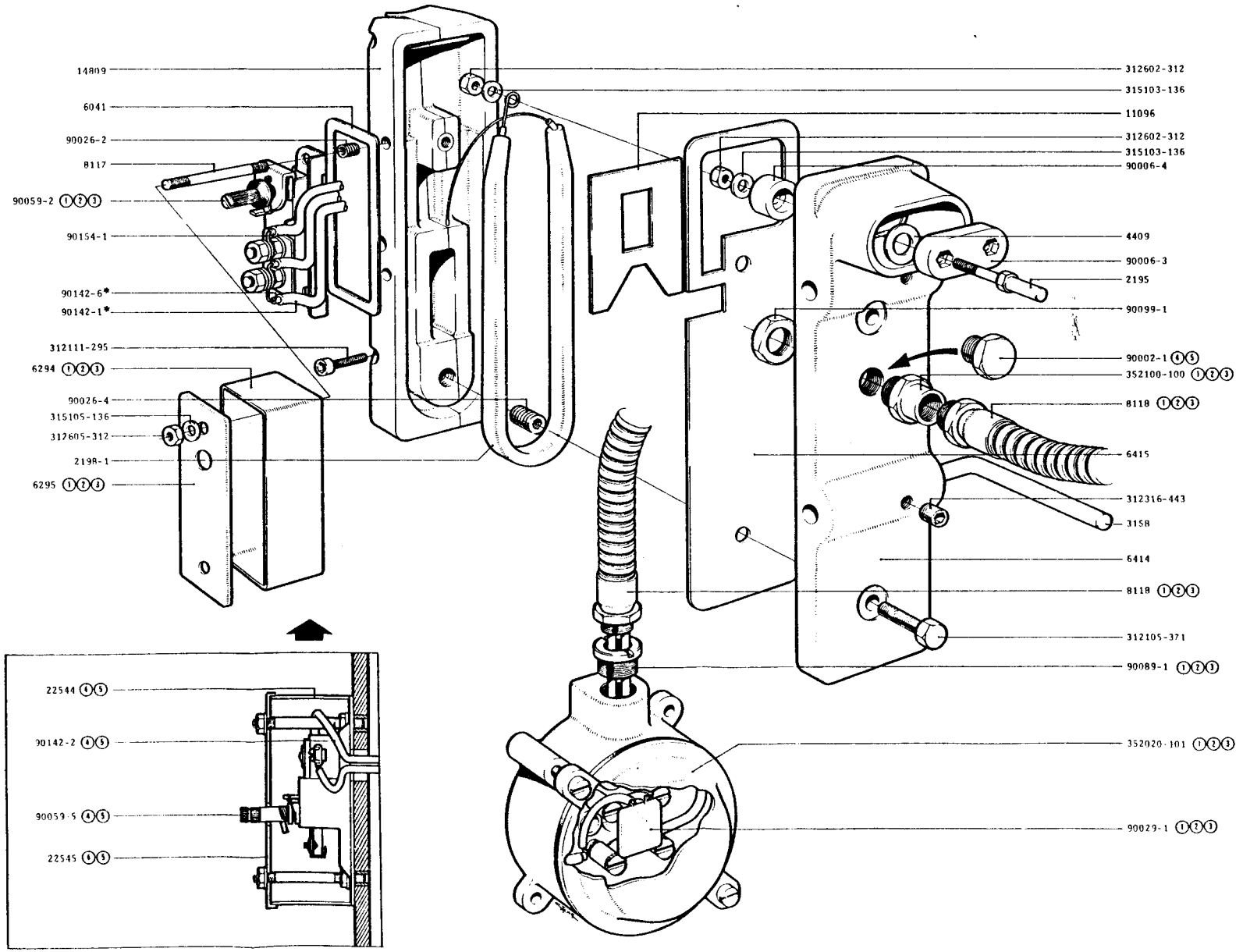

Issue 1	Date 1968
Page 2205:1	

Benämning	Description
LÄNGDSKARVSELEMENT	LONGITUDINAL ELEMENT

Benämning	Désignation
LÄNGSNAHTELEMENT	ELEMENT LONGITUDINAL

Group No 630002- ①②③④

Machine No 6300-12/13/14/15/16/17

TETRA PAK SERVICE

J-19428-101

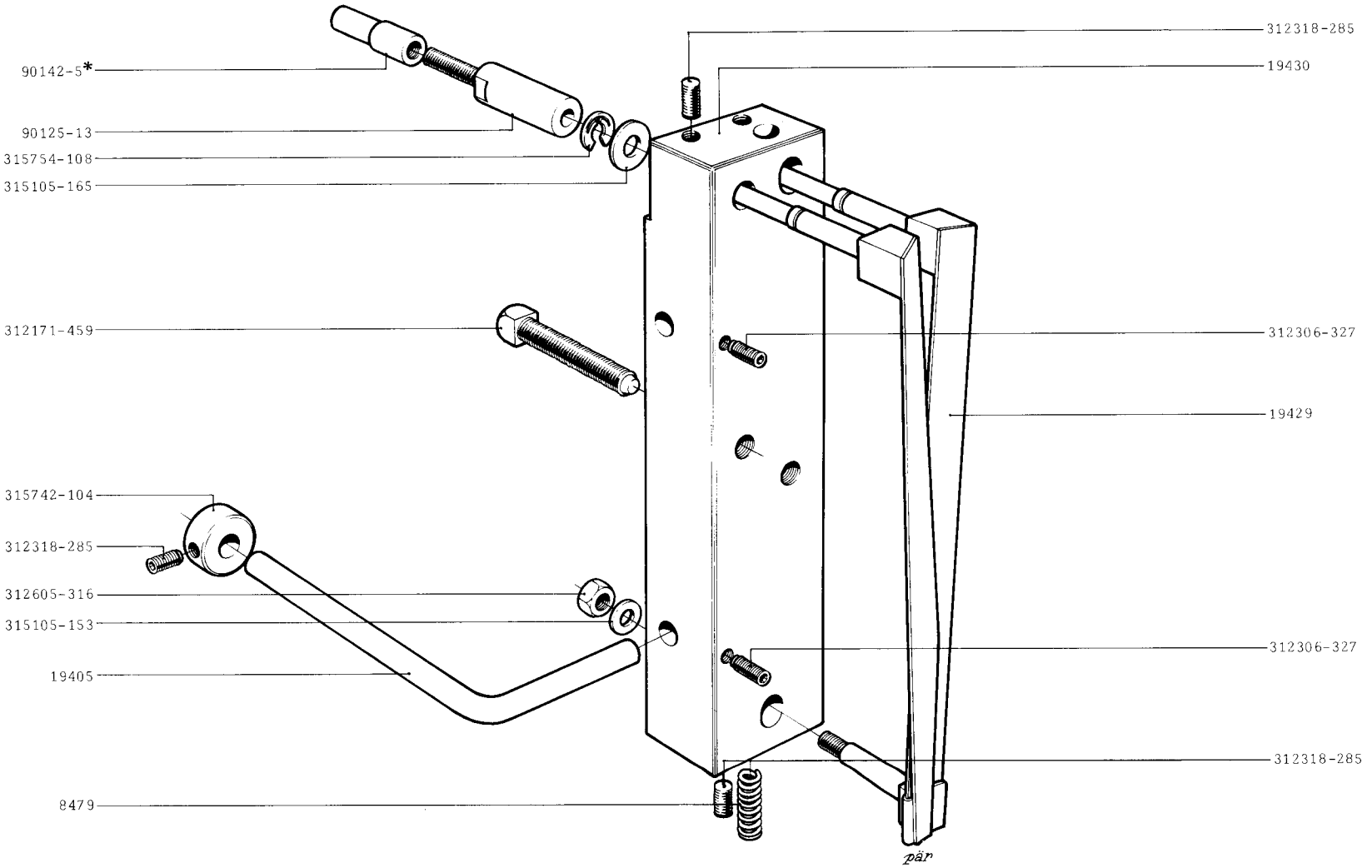

TETRA PAK SERVICE

Machine No
6330-11/12

Group No.
633002- 1 2 3 4 5 6

Benämning	Description	Benennung	Désignation
LÄNGDSKARVSELEMENT	LONGITUDINAL ELEMENT	LÄNGSNAHTELEMENT	ELEMENT LONGITUDINAL

Issue 2 | Date 1972

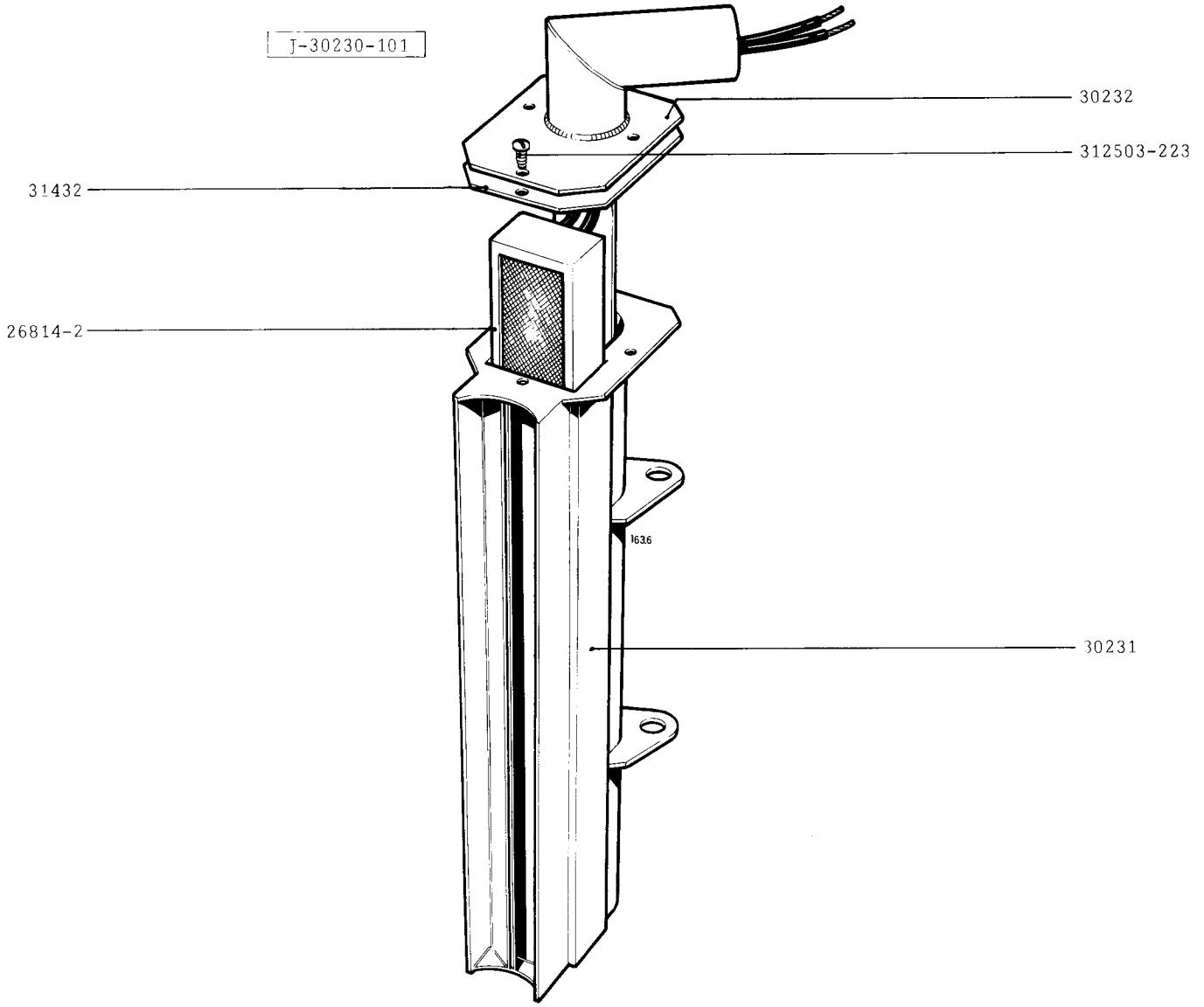

TETRA PAK SERVICE	Machine No 6300-19/20	Group No. 630002-78	Benämning / Description: LÄNGDSKARVSLEMENT / LONGITUDINAL ELEMENT Benennung / Désignation: LÄNGSNAHTELEMENT / ELEMENT LONGITUDINAL		Issue 1 Date 1975 Page 12205:3

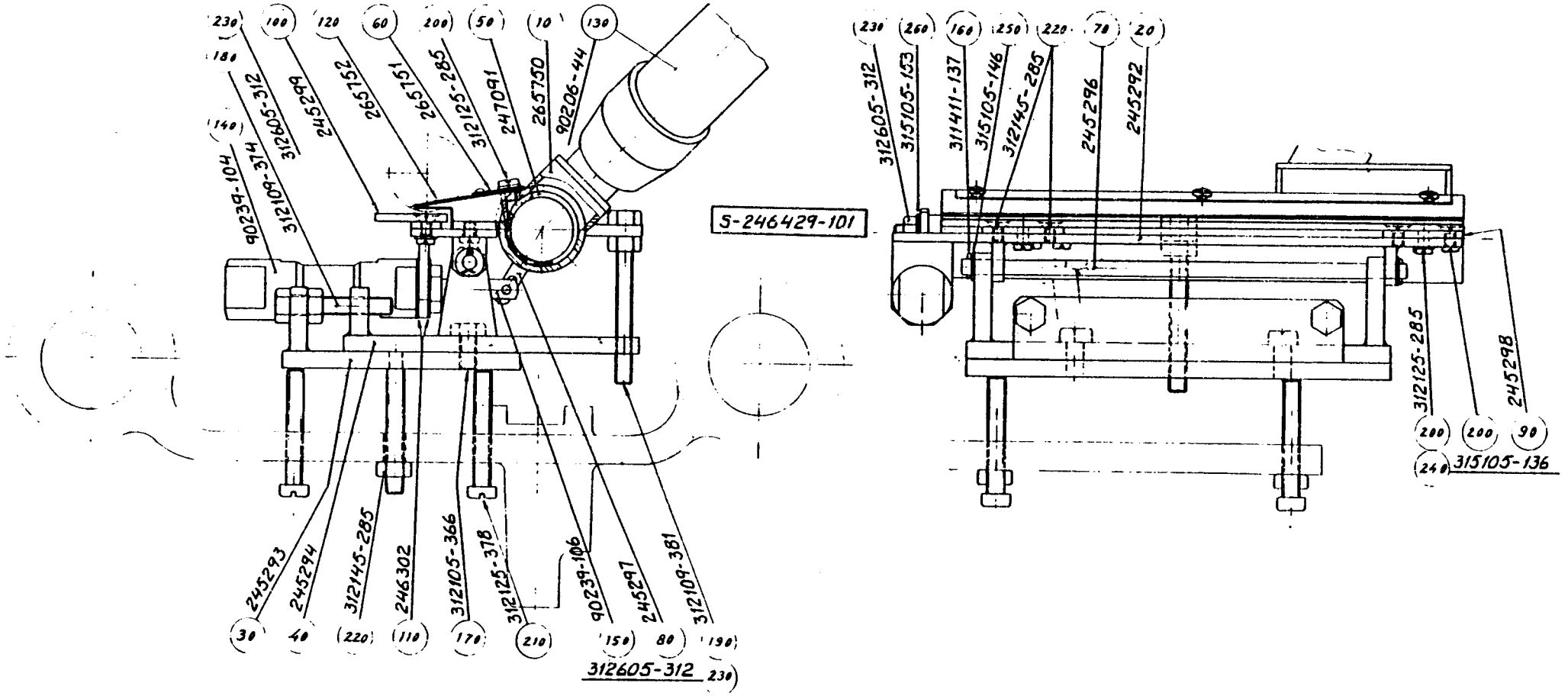

TETRA PAK SERVICE	Group No. 633002-9	Description LÄNGDSKARVSELEMENT LÄNGSNATHELEMENT LONGITUDINAL ELEMENT ELEM: LONGITUDINAL		Issue 1	Date 8009
				Page	12205:4

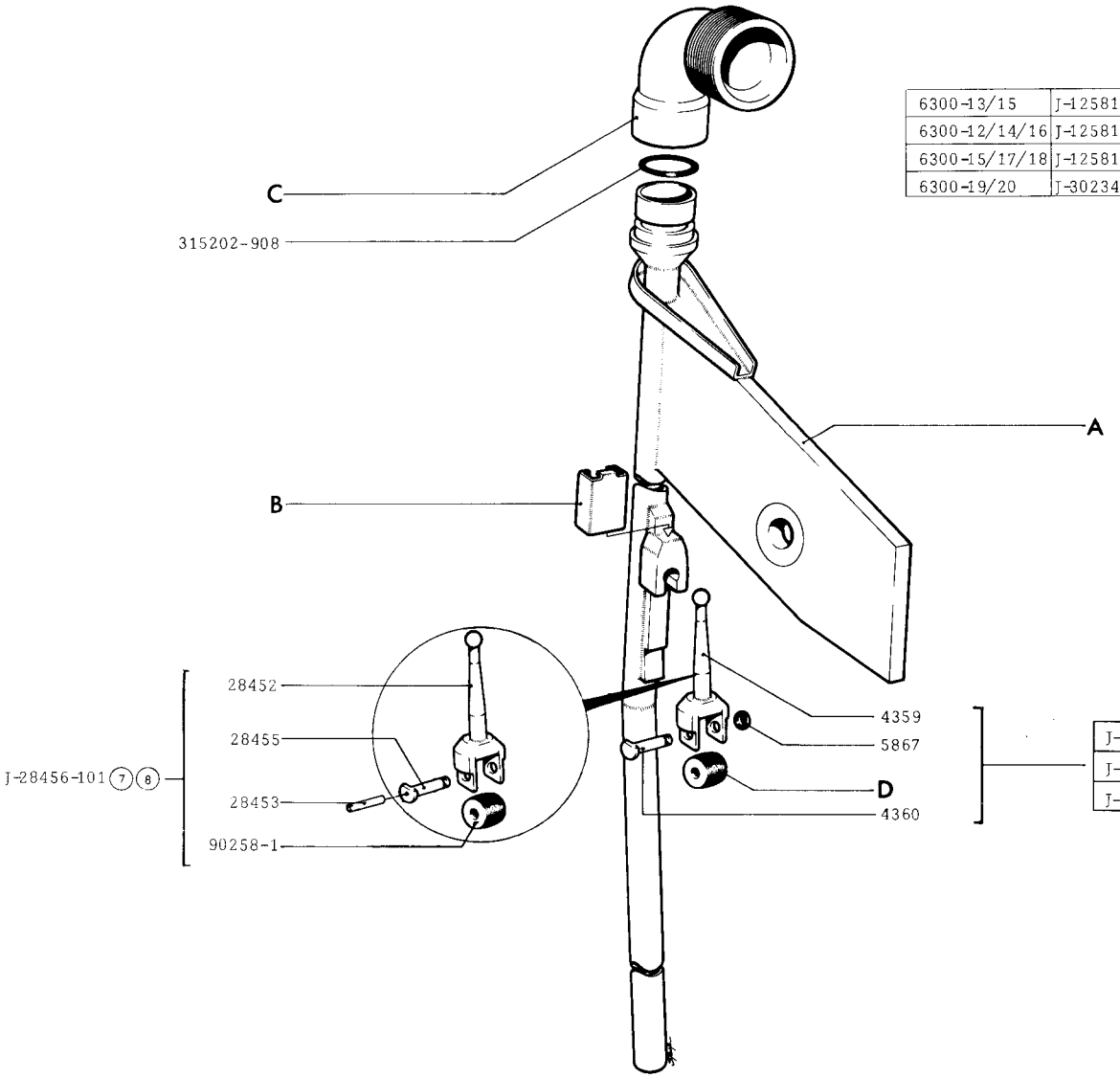

		A	B	C	
6300-13/15	J-12581-101	12582	12579	12583	(1)
6300-12/14/16	J-12581-102	11259	12579	13077	(1) (2) (4)
6300-15/17/18	J-12581-201	30563	21330	13077	(3) (5) (6)
6300-19/20	J-30234-101	30563	21330	13077	(7) (8)

	Ppr width	D
J-4358-201	103	4362-4
J-4358-202	111	4362-1
J-4358-203	121	4362-2

TETRA PAK SERVICE

Machine No: 6300-12 - 20

Group No.: 630002- (1)→(8)

Benämning	Description	Benennung	Désignation
PÅFYLLNINGSRÖR		FÜLLROHR	
FILLING TUBE		TUBE DE REMPLISSAGE	

Issue 2 | Date 1975

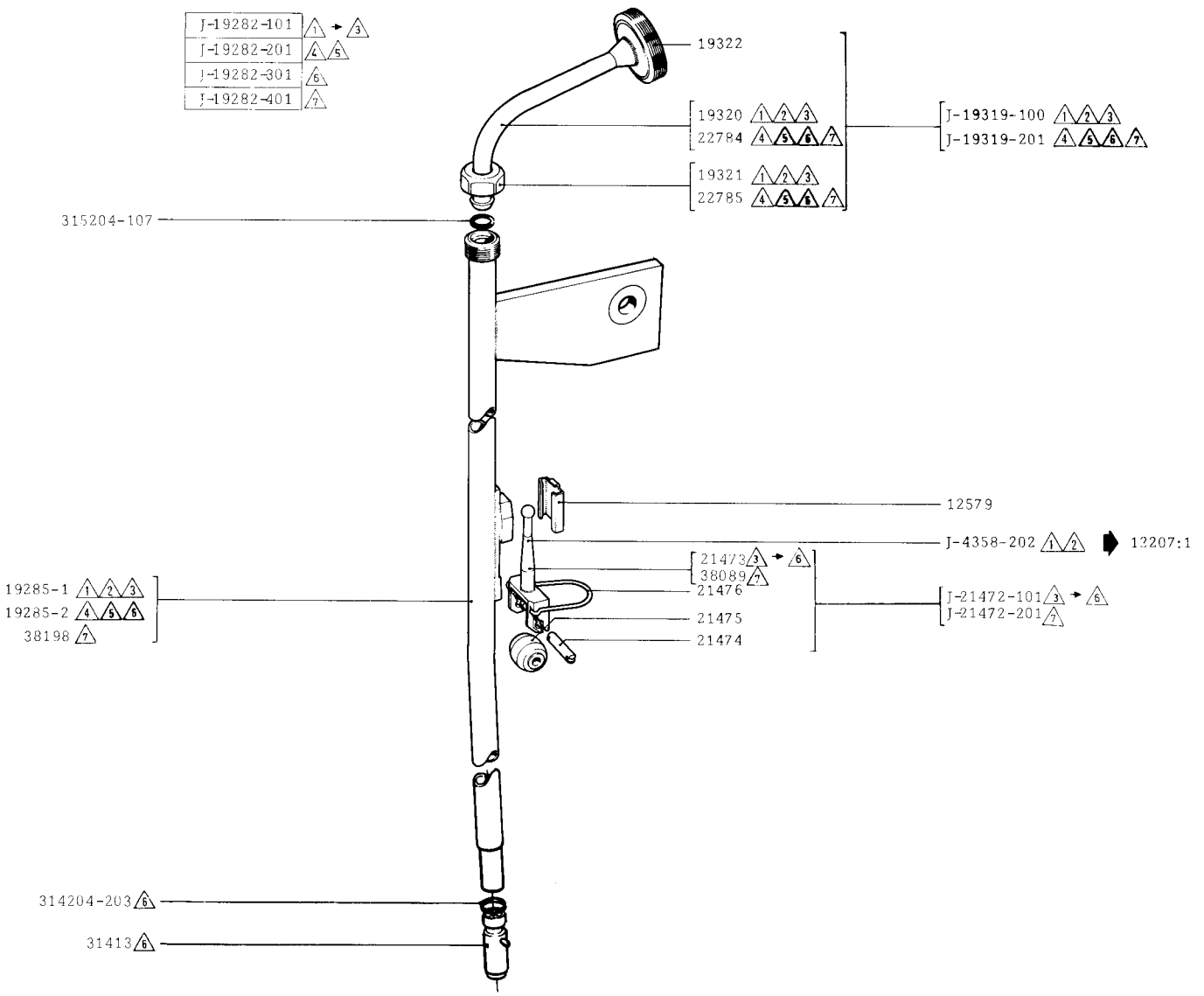

TETRA PAK SERVICE	Machine No: 6330-11/12	Group No.: 633002- 1 → 7	Benämning / Description: PÅFYLLNINGSRÖR / FILLING TUBE	Benennung / Désignation: FÜLLROHR / TUBE DE REMPLISSAGE	Issue 3 · Date 1975 · Page 12207:2

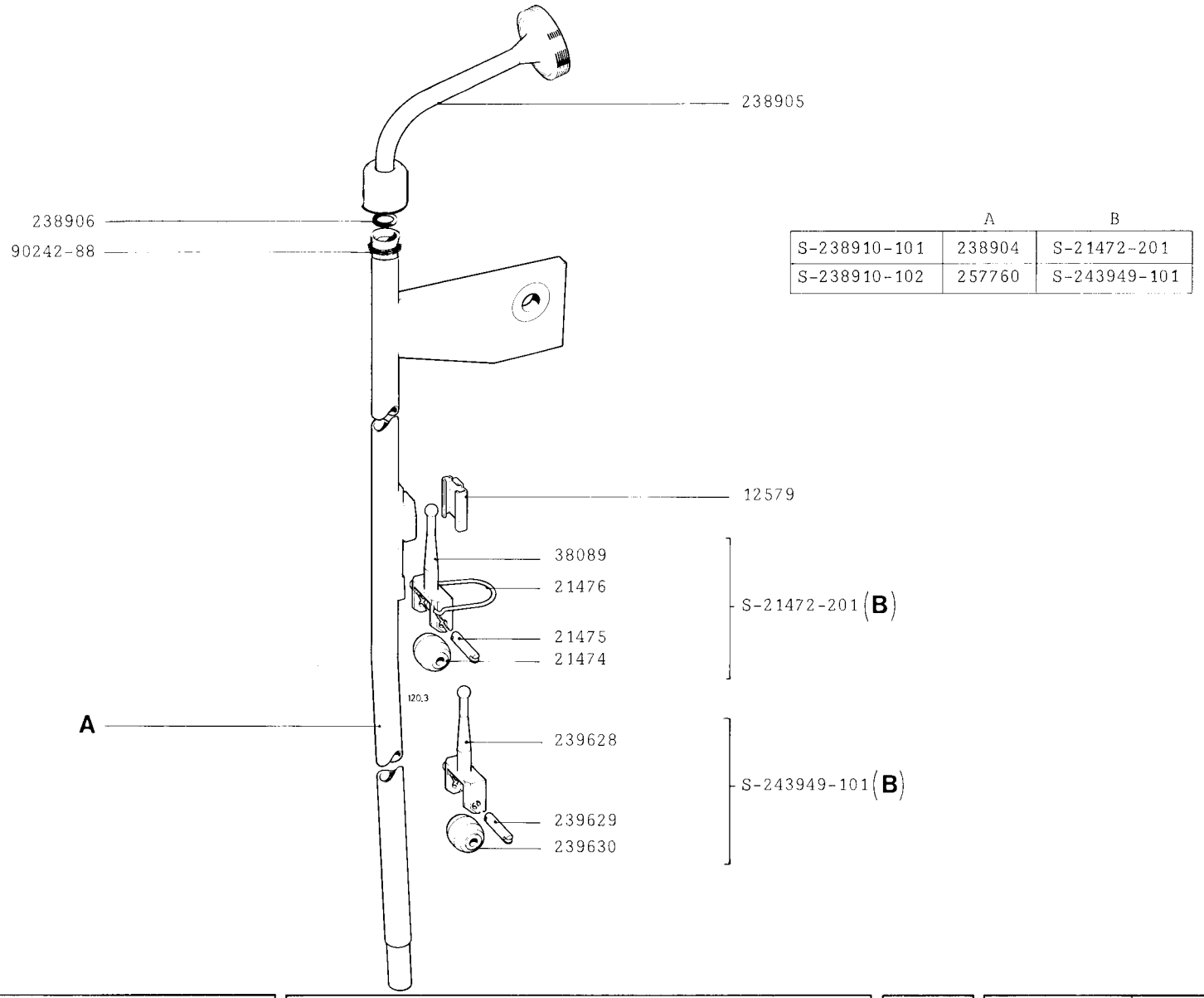

	A	B
S-238910-101	238904	S-21472-201
S-238910-102	257760	S-243949-101

TETRA PAK SERVICE

Machine No: 6330-13

Group No: 633002-9

Benämning / Description: PÅFYLLNINGSRÖR / FILLING TUBE

Benennung / Désignation: FÜLLROHR / TUBE DE REMPLISSAGE

Issue 1 | Date 1980

J-19288-101	50 Hz
J-19288-102	60 Hz

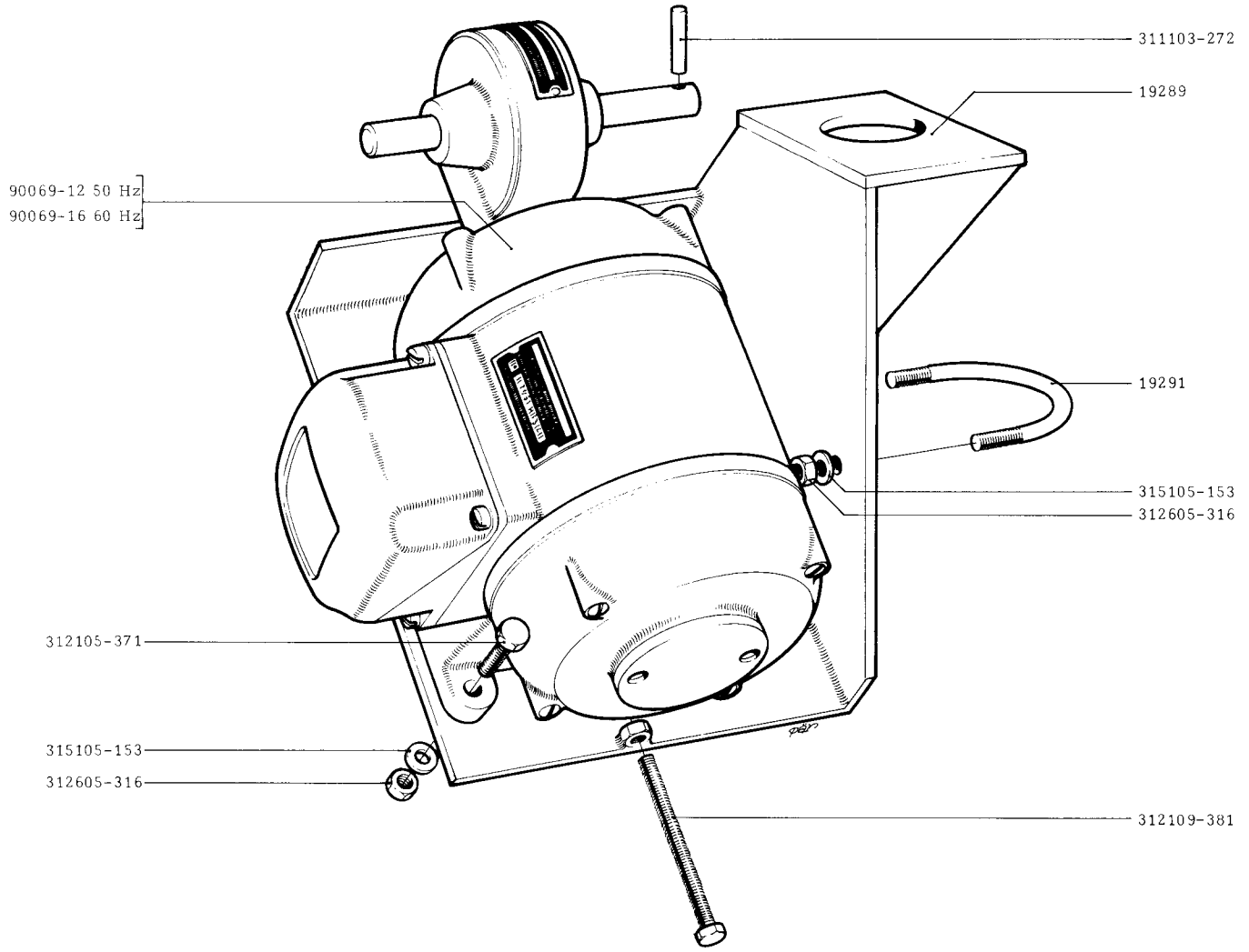

TETRA PAK SERVICE

Machine No
6330-11/12

Group No.
633002- 1 2 3 4

Benämning	Description	Benennung	Désignation
HJÄLPMOTOR		HILFSMOTOR	
HELP MOTOR		MOTEUR AUXILIAIRE	

Issue 1 | Date 1968

J-27939-101	△5
J-27939-201	△6 ⑦ ⑧

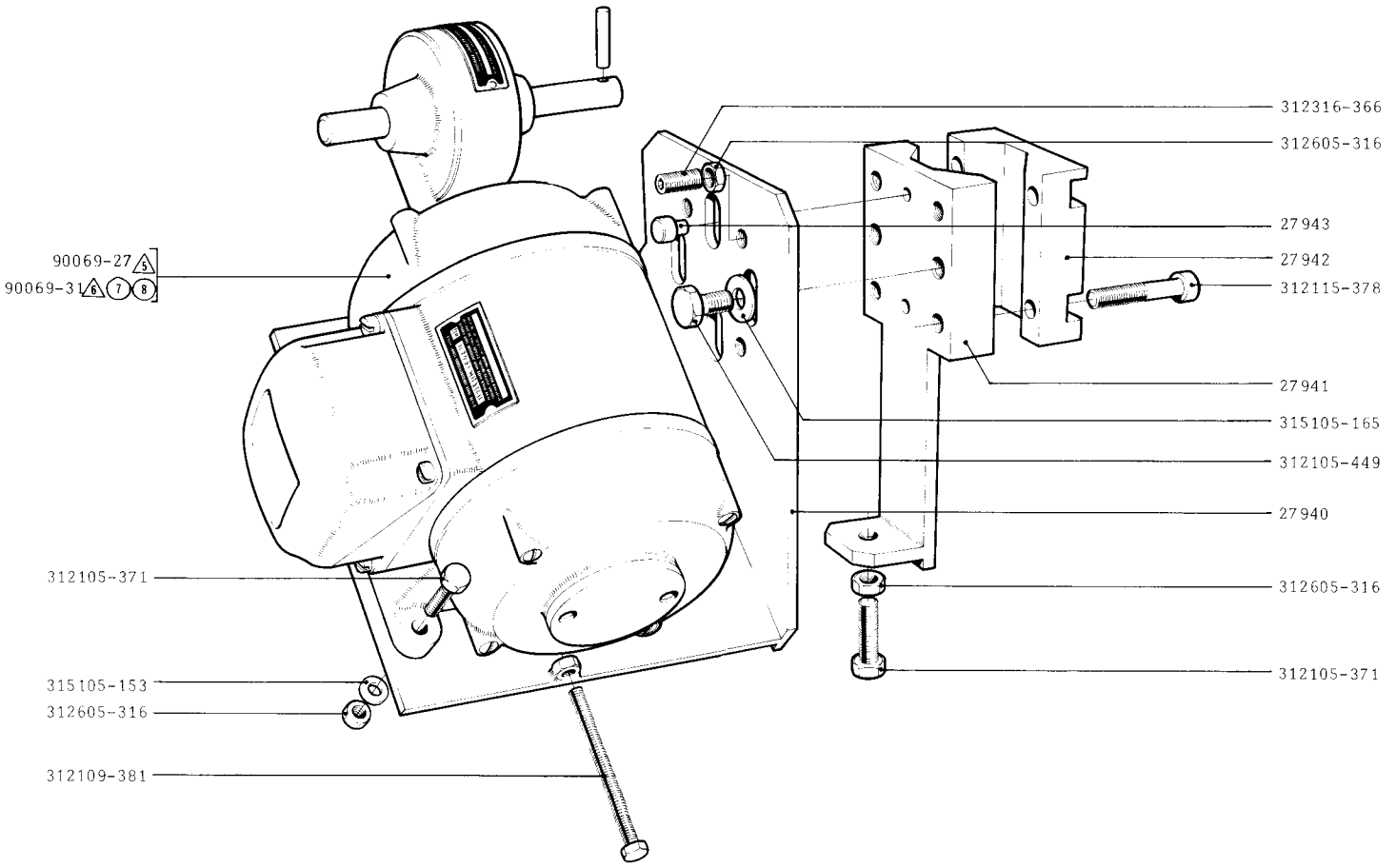

TETRA PAK SERVICE	Machine No 6300-19/20 6330-11/12	Group No. 630002- ⑦ ⑧ 633002- △5 △6	Benämning / Description / Benennung / Désignation HJÄLPMOTOR / HILFSMOTOR HELP MOTOR / MOTEUR AUXILIAIRE		Issue 1 · Date 1972 Page 12209:2

	A	B	C	D	
S-19292-101	19294	19525-1	20723-1	21218	1 → 4
S-19292-201	19294	19525-1	20723-1	27949-1	5
S-19292-301	19294	19525-1	20723-1	27949-2	6
S-19292-303	31849	31850-2	31848-2	27949-3	7 8
S-19292-401	19294	19295-3	20723-3	27949-2	7

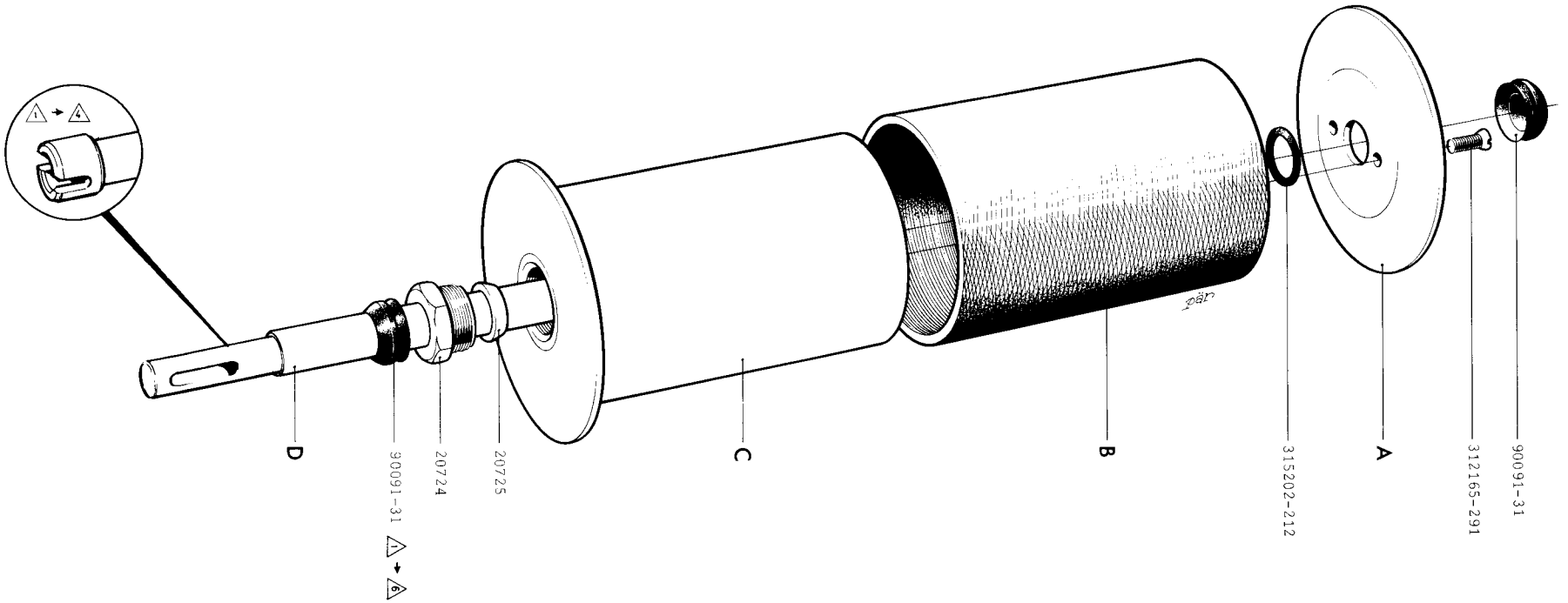

TETRA PAK SERVICE

Machine No
6300-19/20
6330-11/12

Group No.
630002- 7 8
633002- 1 → 8

Benämning	Description	Benennung	Designation
BRYTRULLE		BRECHROLLE	
BENDING ROLLER		ROULEAU SUPERIEURE	

Issue 4 | Date 1980

Page 12 210:1

	Ppr width	A
S-239794-101	105	19295-4
S-239794-102	84	19295-5

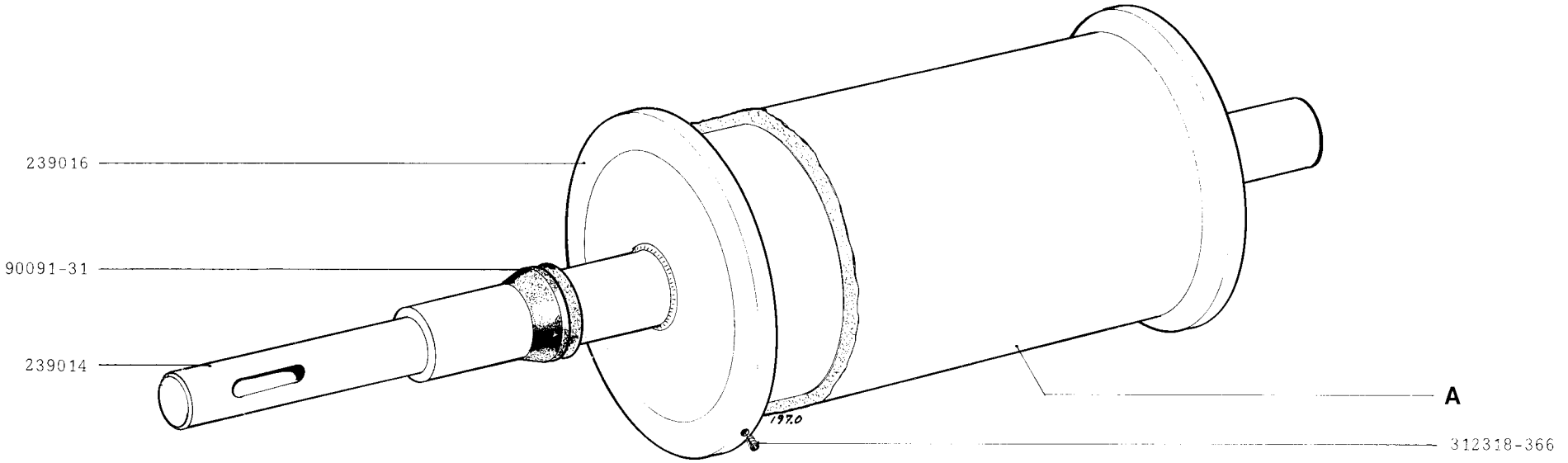

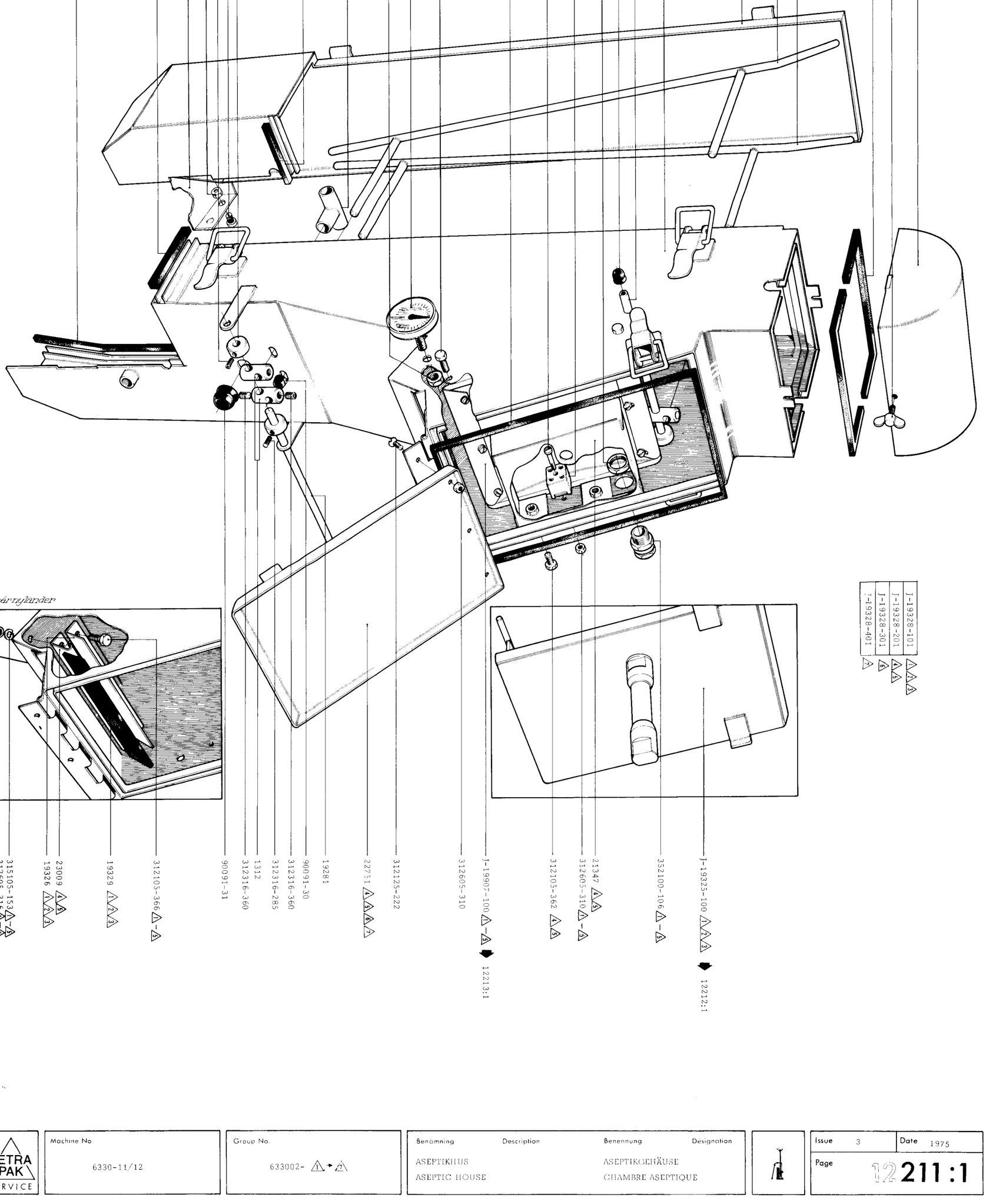

TETRA PAK SERVICE	Machine No 6330-11/12	Group No. 633002- △1→△2	Benämning ASEPTIKHUS / Description ASEPTIC HOUSE / Benennung ASEPTIKGEHÄUSE / Designation CHAMBRE ASEPTIQUE

Issue 3	Date 1975
Page 12211:1	

S-265548-101

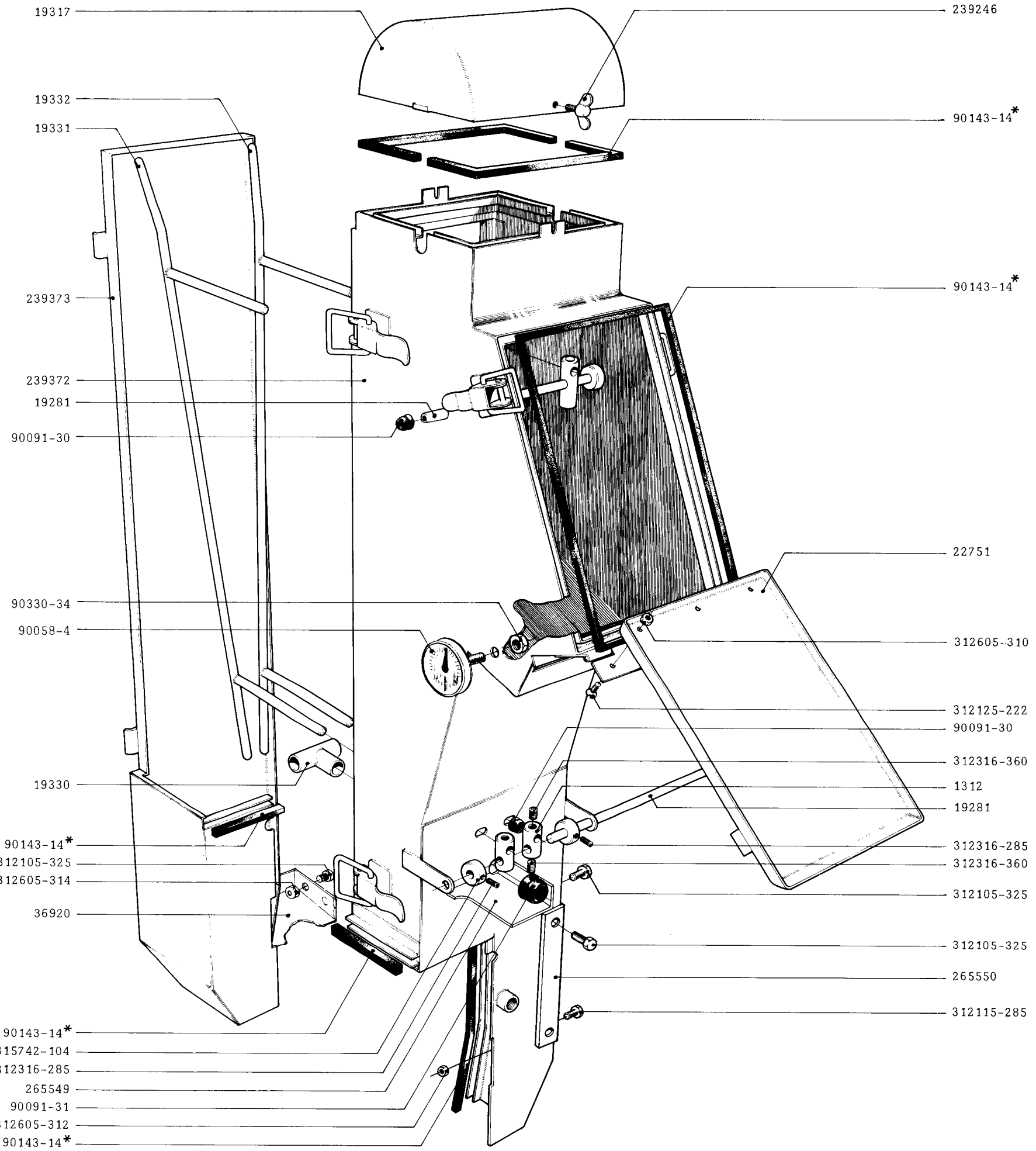

TETRA PAK SERVICE	Machine No 6330-13	Group No. 633002-9	Benämning / Description / Benennung / Désignation: ASEPTIKHUS / ASEPTIC HOUSE / ASEPTIKGEHÄUSE / CHAMBRE ASEPTIQUE		Issue 1	Date 1980	Page 12211:2

J-19325-100

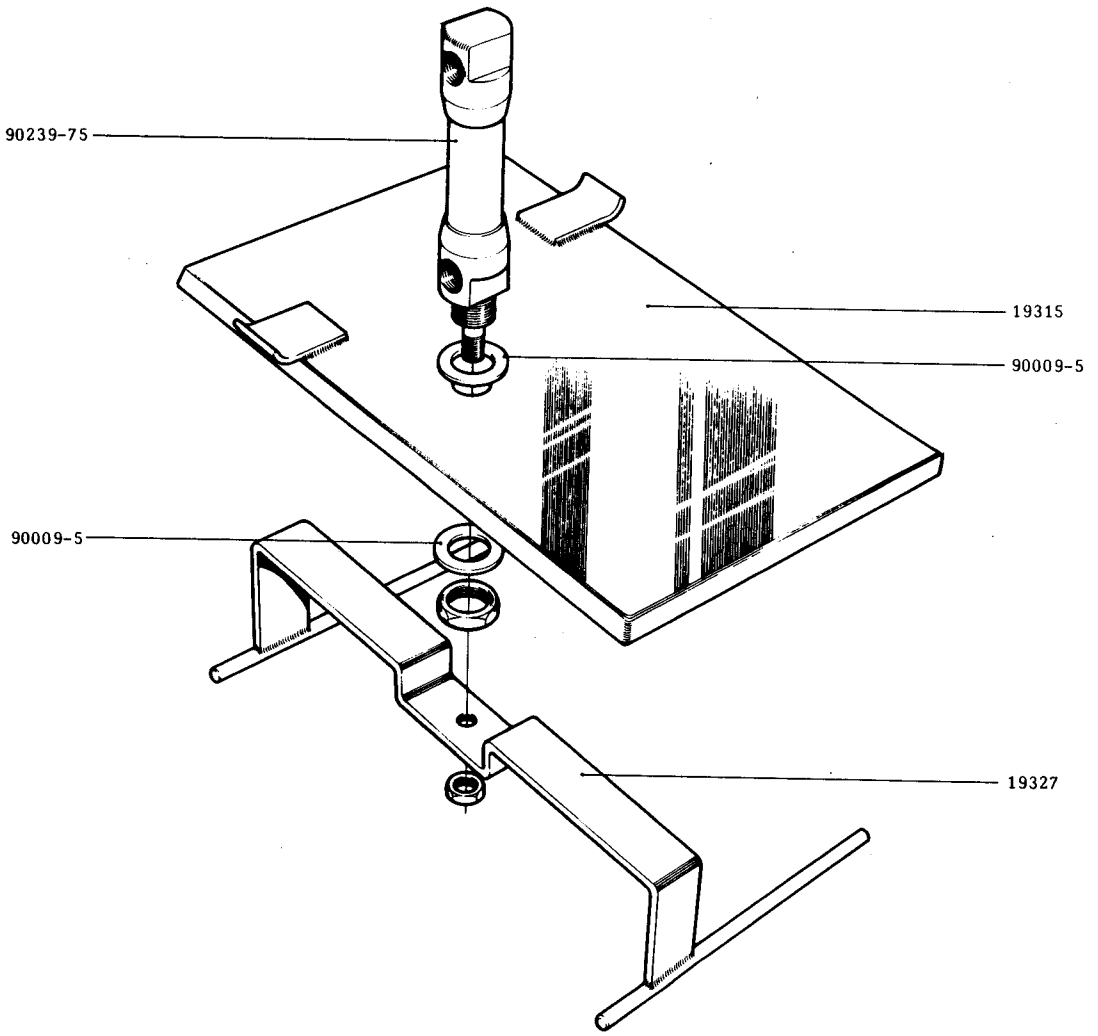

TETRA PAK SERVICE	Machine No 6330-11/12	Group No. 633002- 1 2 3	Benämning / Description / Benennung / Désignation LUCKA / COVER / DECKEL / COUVERCLE		Issue 1 Date 1968 Page 12212:1

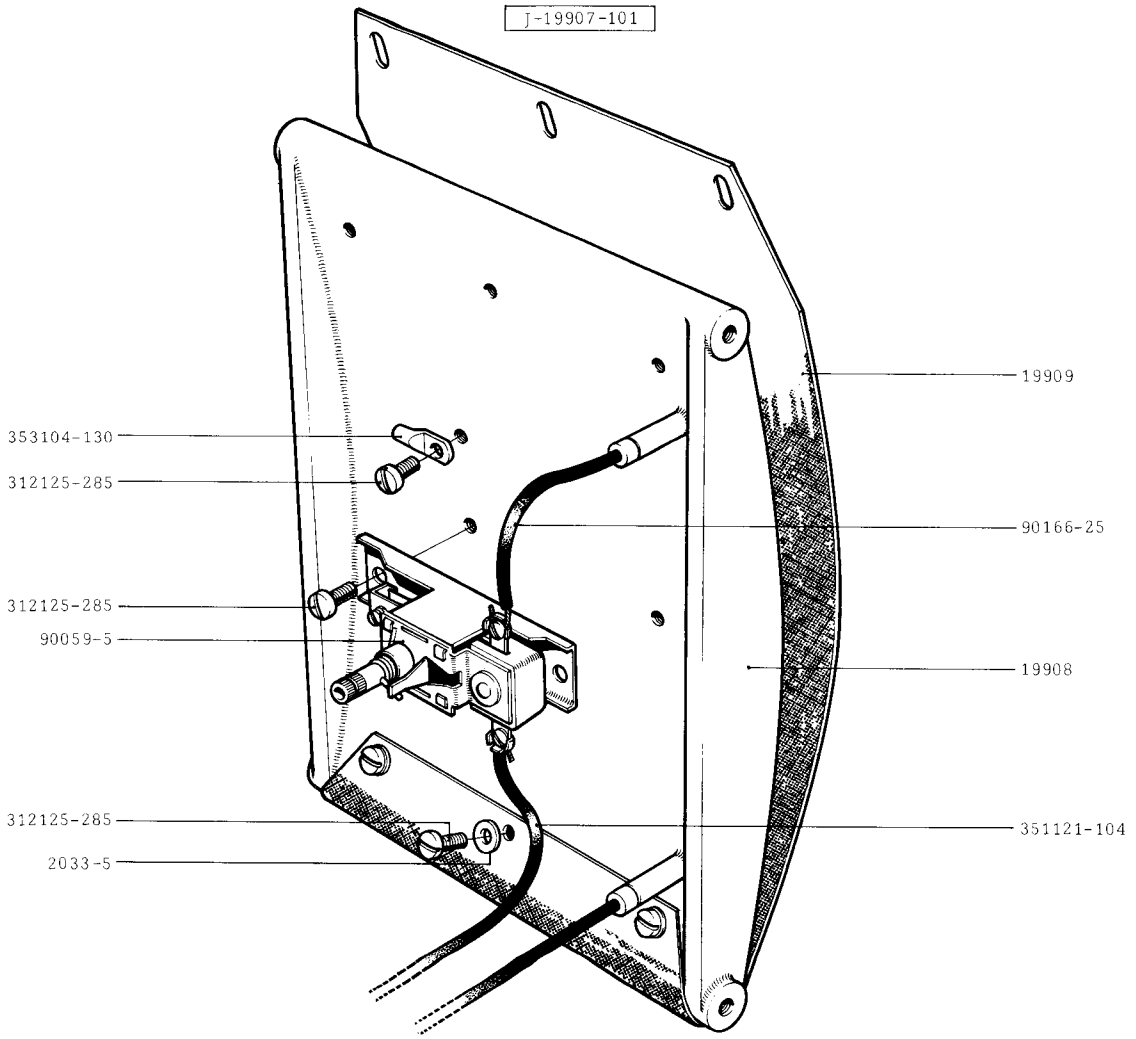

TETRA PAK SERVICE

Machine No
6330-11/12

Group No.
633002- 1 2 3 4 5

Benämning	Description	Benennung	Désignation
PAPPERSTORK		PAPIERTROCKNER	
PAPER DRYER		SECHE-PAPIER	

Issue 2 | Date 1972

S-31330-101

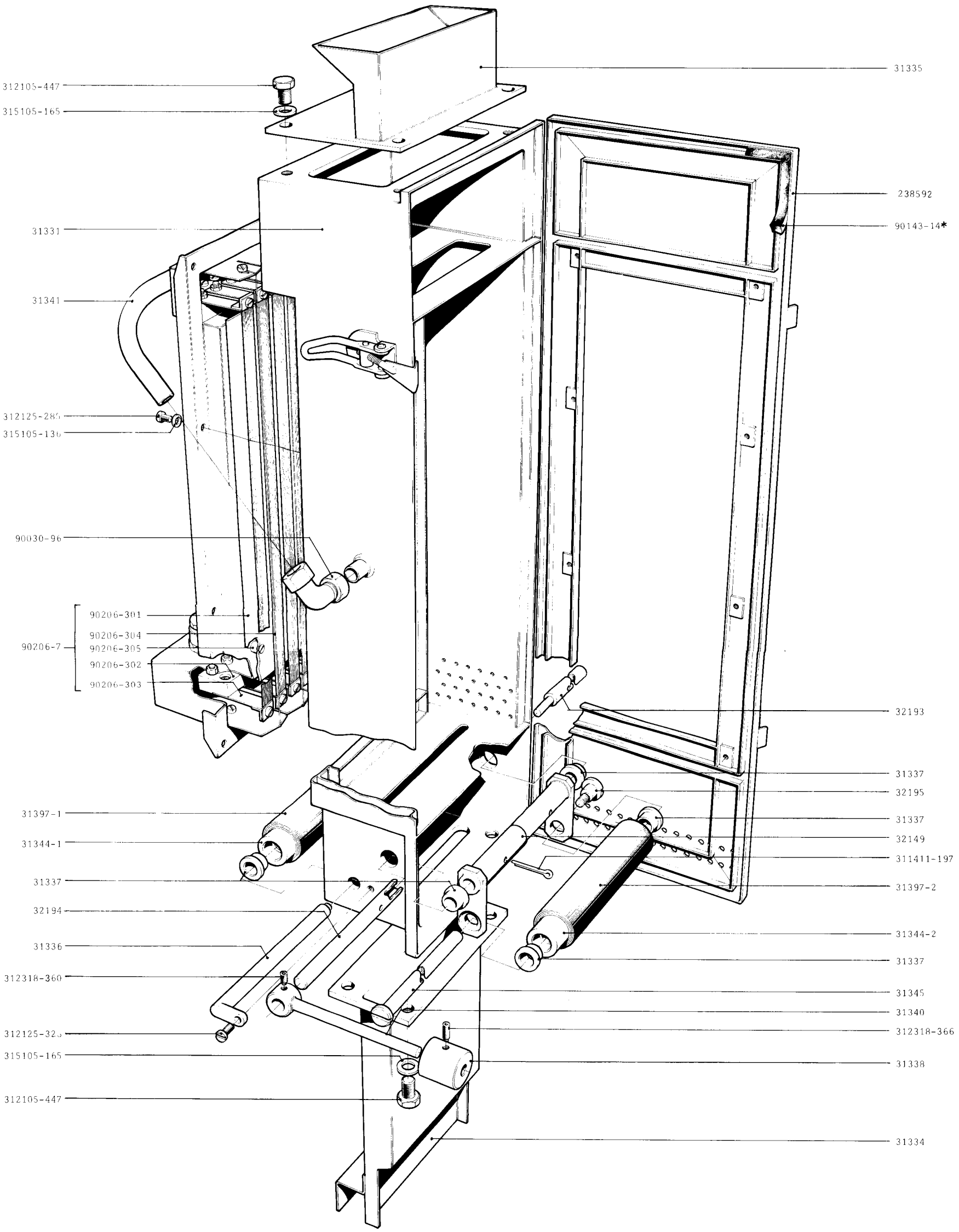

TETRA PAK SERVICE	Machine No: 6330-11/12/13	Group No.: 633002- 6 → 9	Benämning: PAPPERSTORK / Description: PAPER DRYER / Benennung: PAPIERTROCKNER / Désignation: SECHE - PAPIER

Issue 2	Date 1980
Page 12213:2	

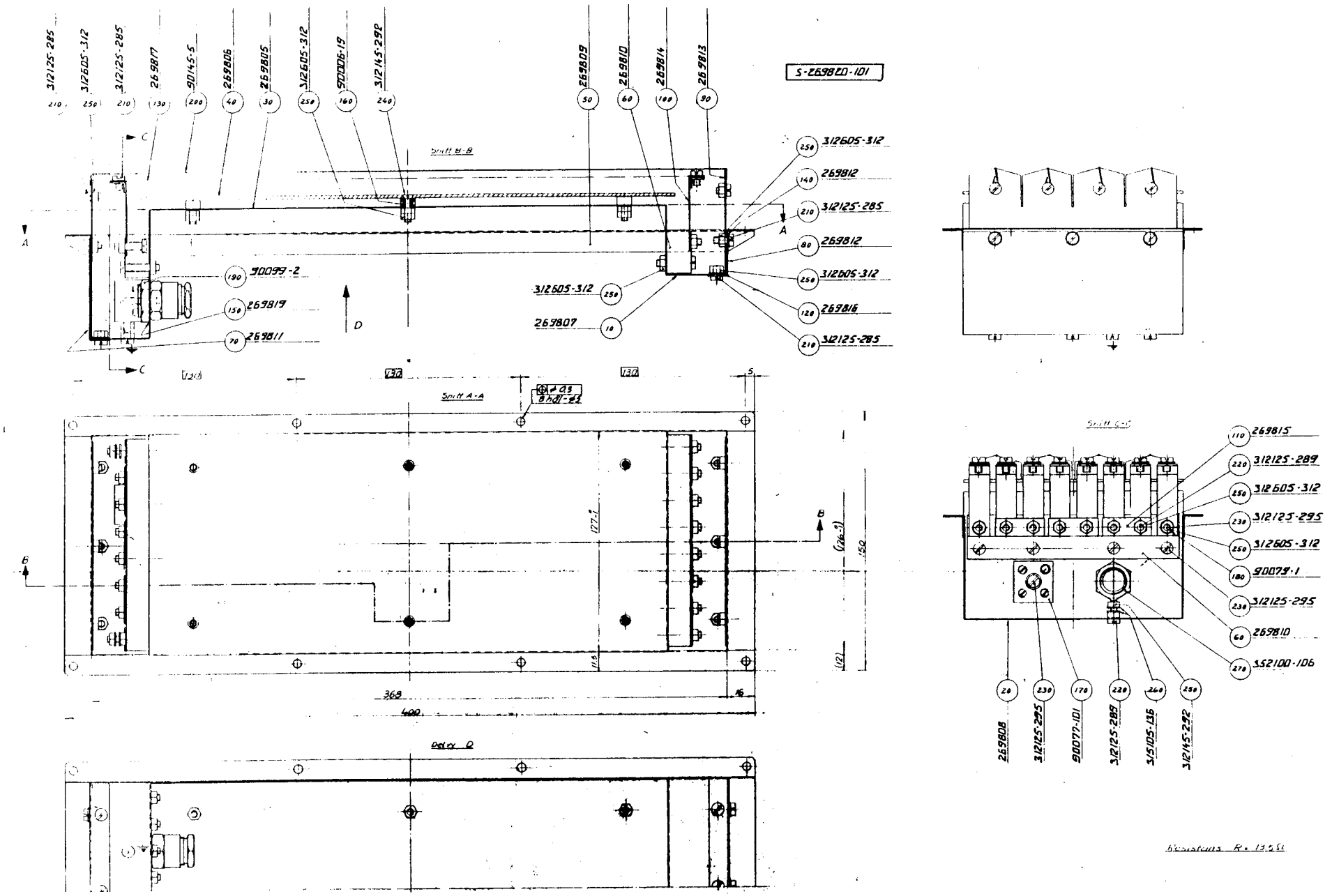

TETRA PAK SERVICE	Machine No	Group No	Benämning / Description	Benennung / Désignation	Issue 1/2	Date 1980
	6330-11/12/13	633002- 6 → 9	PAPPERSTORK PAPER DRYER	PAPIERTROCKNER SECHE - PAPIER	Page	12213:3

J-20243-100

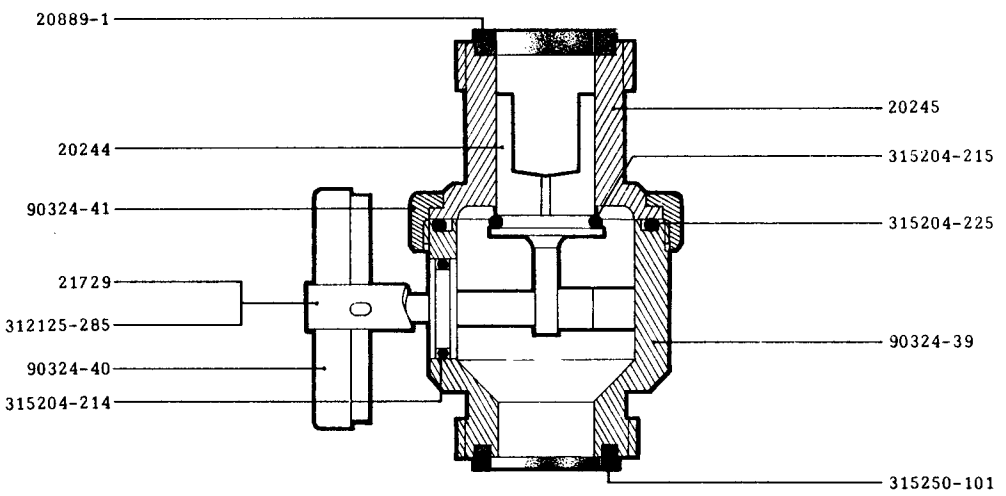

TETRA PAK SERVICE

Machine No
6330-11/12

Group No.
633002- 1 2 3 4

Benämning	Description	Benennung	Désignation
STRYPVENTIL		DROSSELVENTIL	
REDUCING VALVE		VANNE DE REGLAGE	

Issue 1 | Date 1968

Page 12214:1

	Ppr width	A
S-265853-101	105	90207-28
S-265853-102	84	90207-29

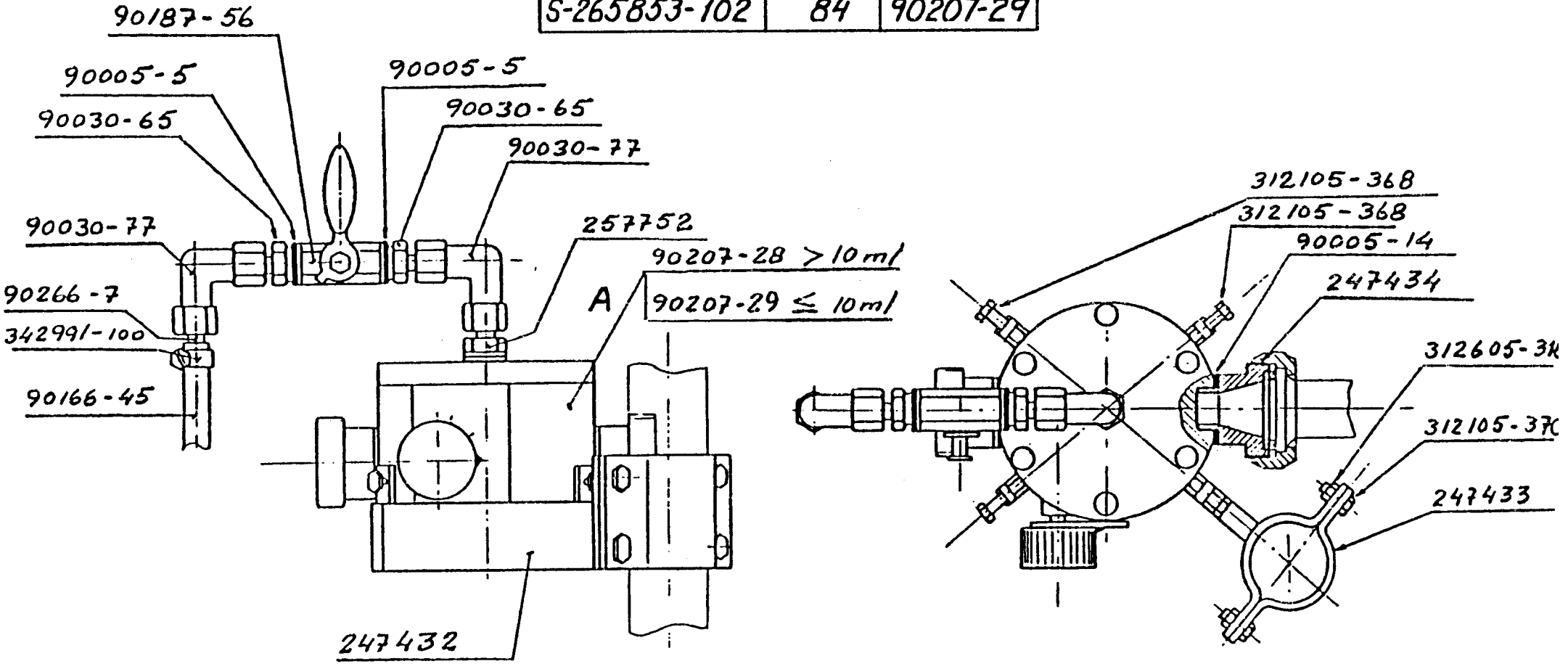

Spare Parts

MEMBRANE 90207-399

O-RING 315202-10

TETRA PAK SERVICE	Group No. 633002- 9	Description PRODUKTVENTIL "ECOFLOW" PRODUCT VALVE		Issue 1 Date 800206 Page 12214:2

21510-102	3 → 5
21510-302	6 7 7 8

21510-101	3 4
21510-201	5
21510-301	6 7 7 8

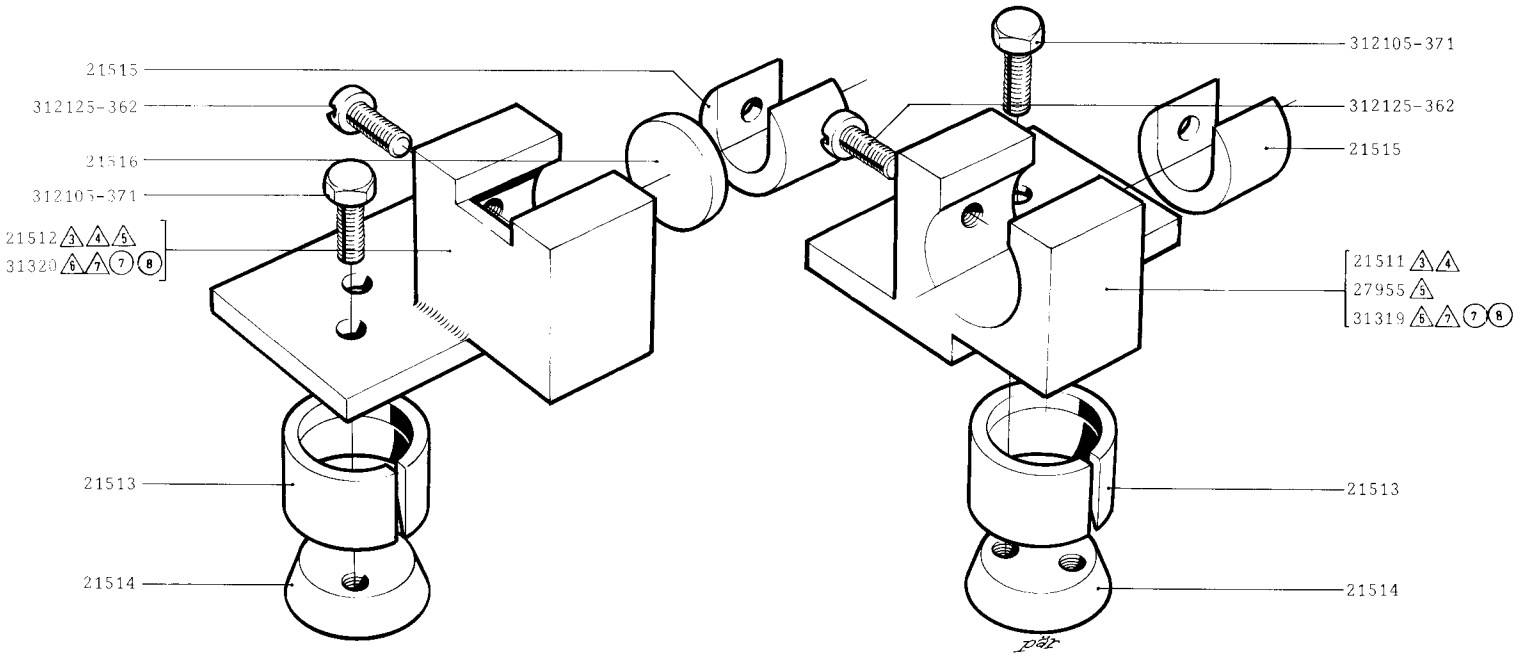

Benämning	Description	Benennung	Désignation
LAGERHUS		LAGERHALTER	
BEARING HOLDER		SUPPORT PALIER	

TETRA PAK SERVICE

Machine No
6300-19/20
6330-11/12

Group No.
630002- 7 → 8
633002- 3 → 7

Issue 3 | Date 1975

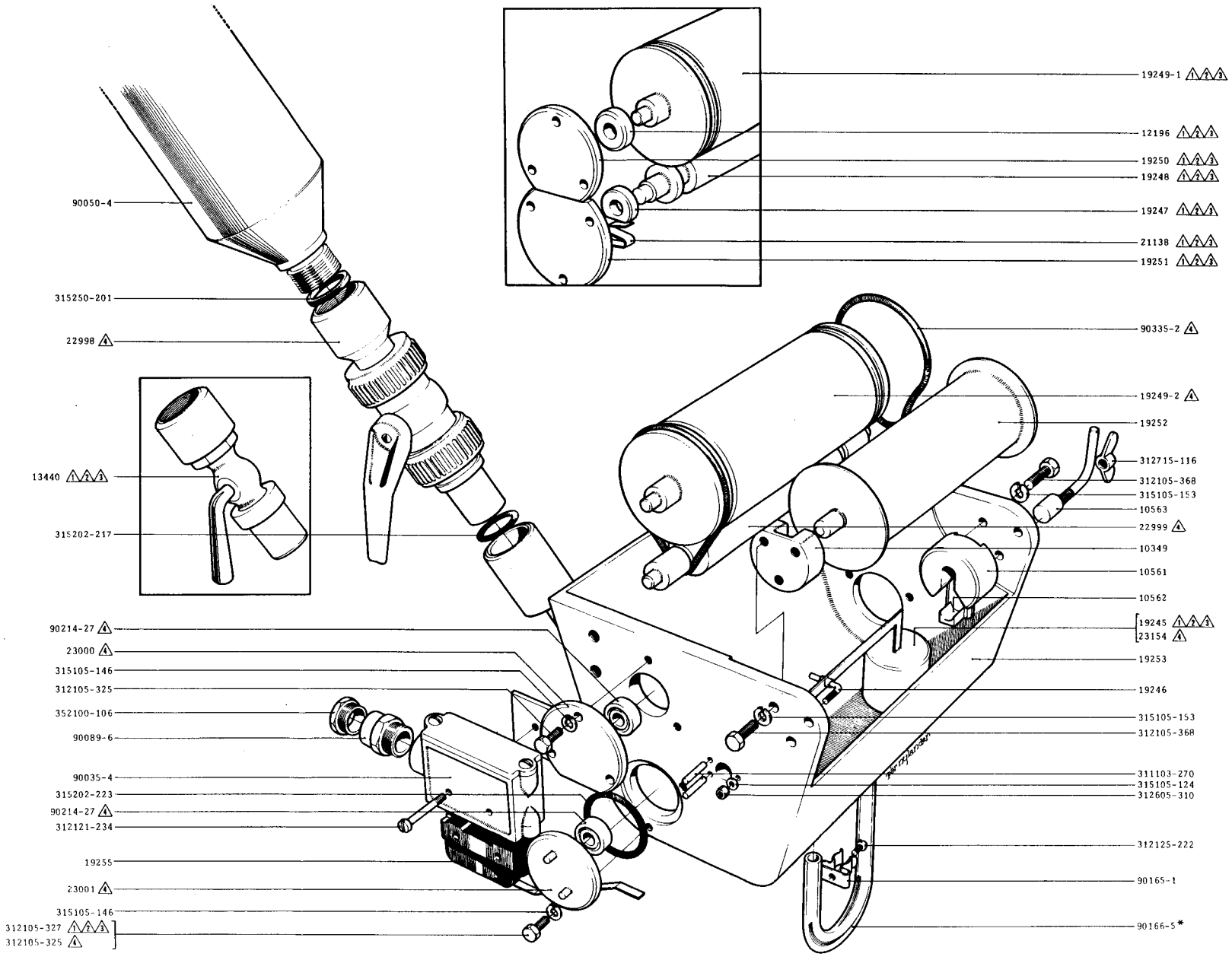

Issue 1 Date 1968

Page 12 216:1

Benennung Designation

VORSTERILISATOR
BAIN DE STERILISATION

Benamning Description

FÖRSTERILISATOR
PRESTERILIZER

Group No. 633002- 1 2 3 4

Machine No 6330-11/12

TETRA PAK SERVICE

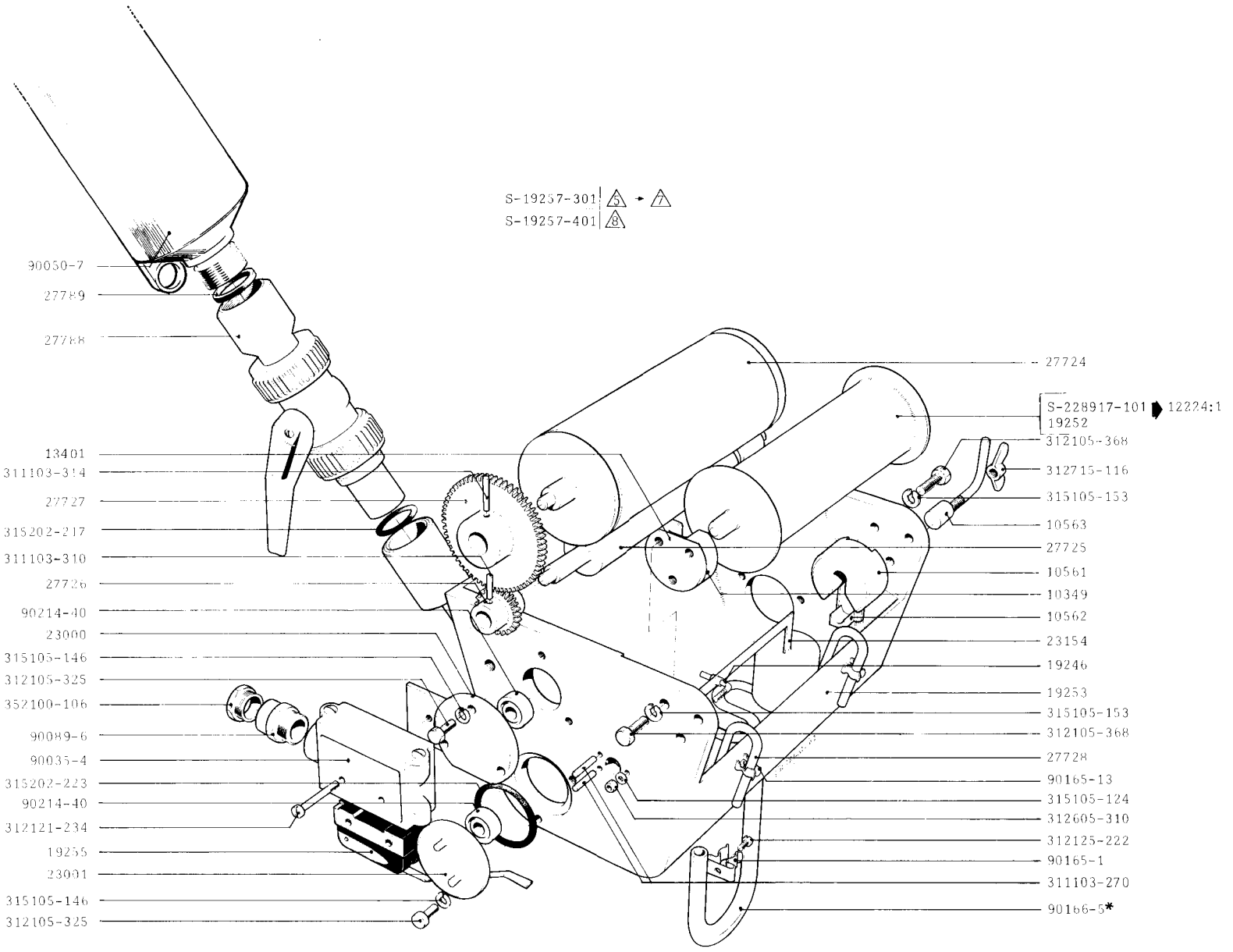

TETRA PAK SERVICE	Machine No 6330-11/12	Group No. 633002-5 → 6	Benämning / Description / Benennung / Désignation FÖRSTERILISATOR / VORSTERILISATOR PRESTERILIZER / BAIN DE STERILISATION		Issue 2 · Date 1980 Page 12216:2

S-257814-101

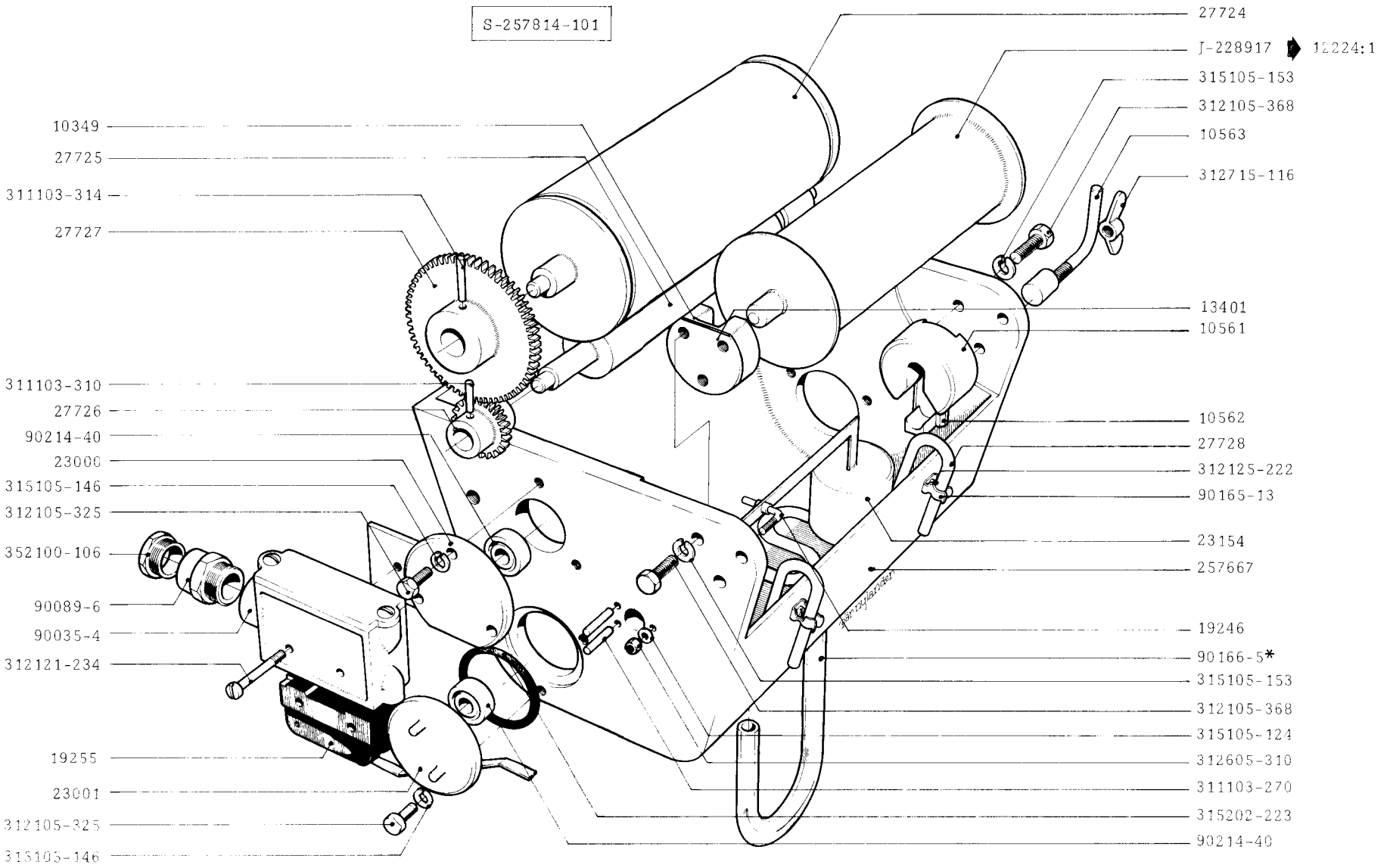

TETRA PAK SERVICE	Machine No: 6330-13	Group No: 633002-9	Benämning / Description: FÖRSTERILISATOR / PRESTERILIZER	Benennung / Designation: VORSTERILISATOR / BAIN DE STERILISATION	Issue 1 · Date 1980 · Page 12216:3

J-22515-101

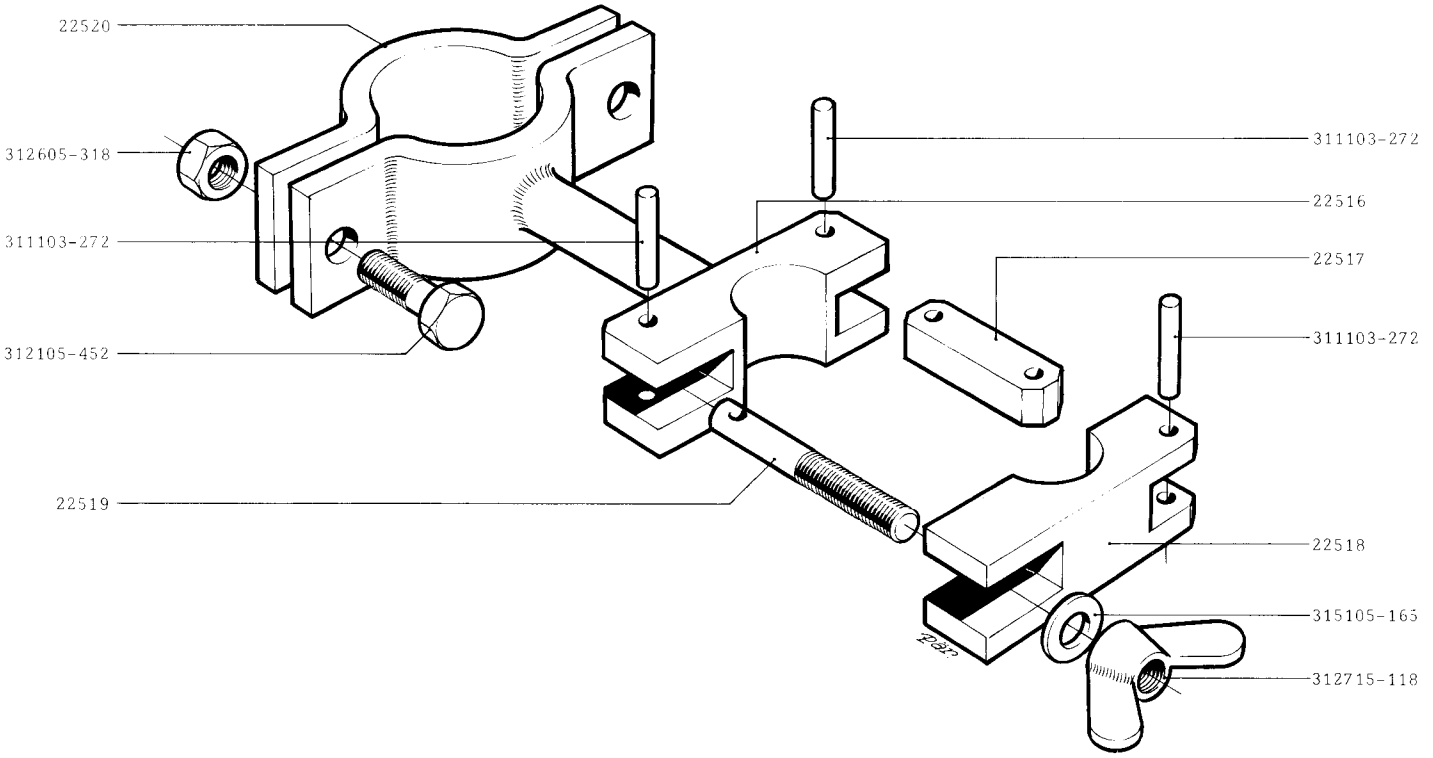

TETRA PAK SERVICE	Machine No 6330-11/12	Group No. 633002- 4	Benämning / Description RÖRFÄSTE PIPE HOLDER	Benennung / Désignation ROHRHALTER SUPPORT TUBE	Issue 1 · Date 1968 Page 12217:1

J-27944-101	⑤
J-27944-201	⑥

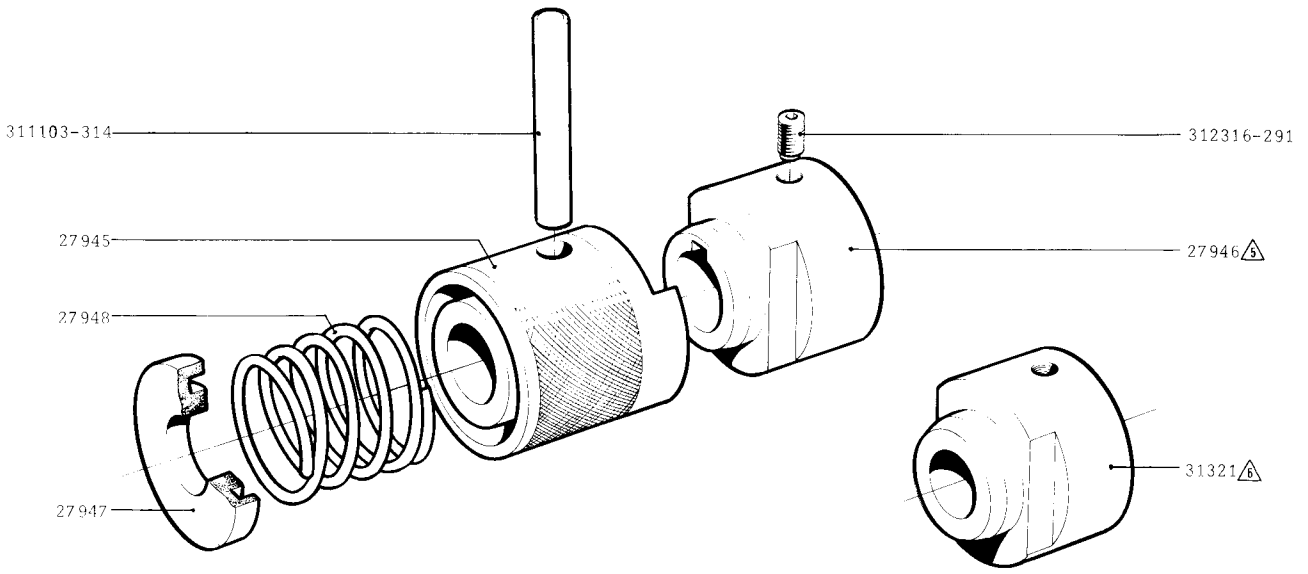

TETRA PAK SERVICE	Machine No	Group No.	Benämning / Description / Benennung / Désignation		Issue	Date
	6330-11/12	633002-⑤⑥	KLOKOPPLING CLUTCH COUPLING	KLAUENKUPPLUNG ACCOUPLEMANT A GRIFFES	1	1972

J-27887-101

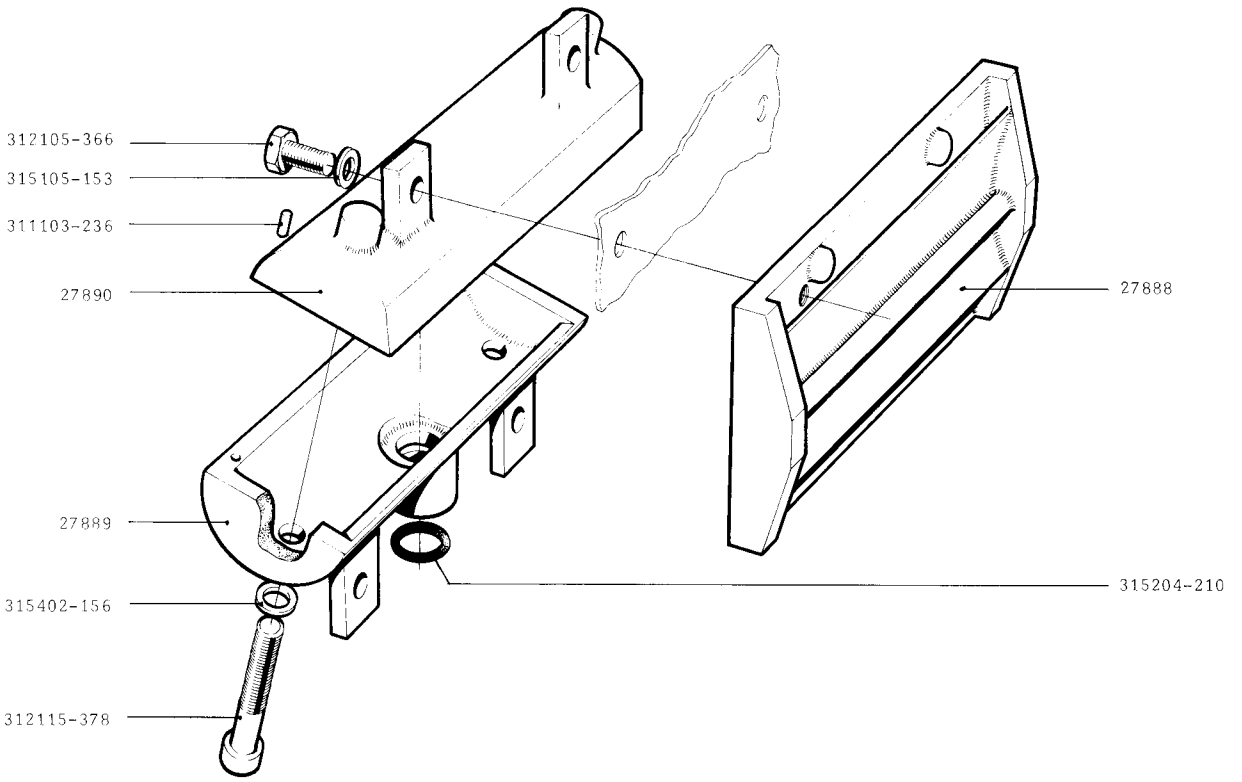

TETRA PAK SERVICE	Machine No: 6330-11/12	Group No.: 633002- ⑤	Benämning: LUFTKNIV / Description: AIR KNIFE / Benennung: LUFTMESSER / Désignation: COUTEAU D'AIR

Issue 1	Date 1972
Page 12219:1	

J-30402-101

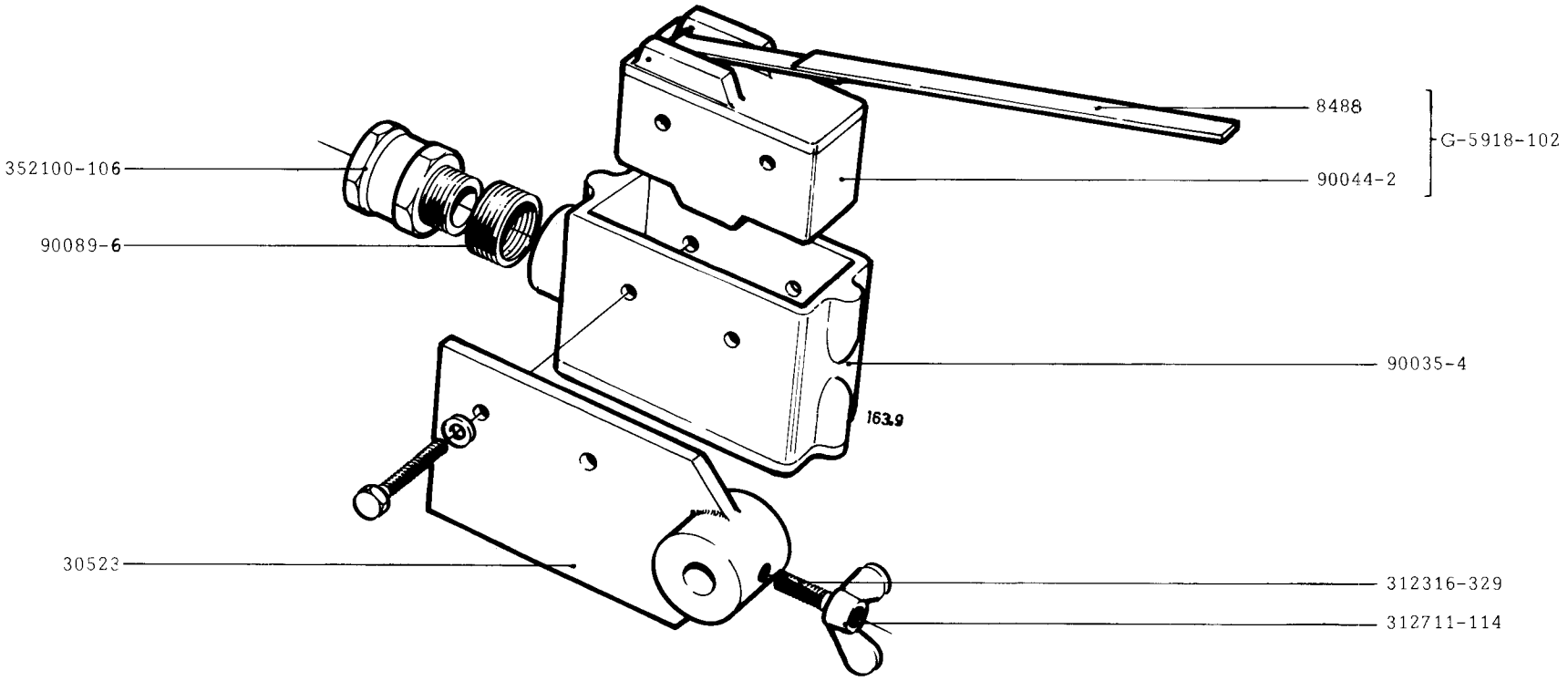

TETRA PAK SERVICE	Machine No 6300-19/20	Group No. 630002-78	Benämning / Description: PAPPERSVAKT / PAPER GUARD	Benennung / Désignation: PAPIERWACHE / GARDE-PAPIER		Issue 1	Date 1975
						Page 12220:1	

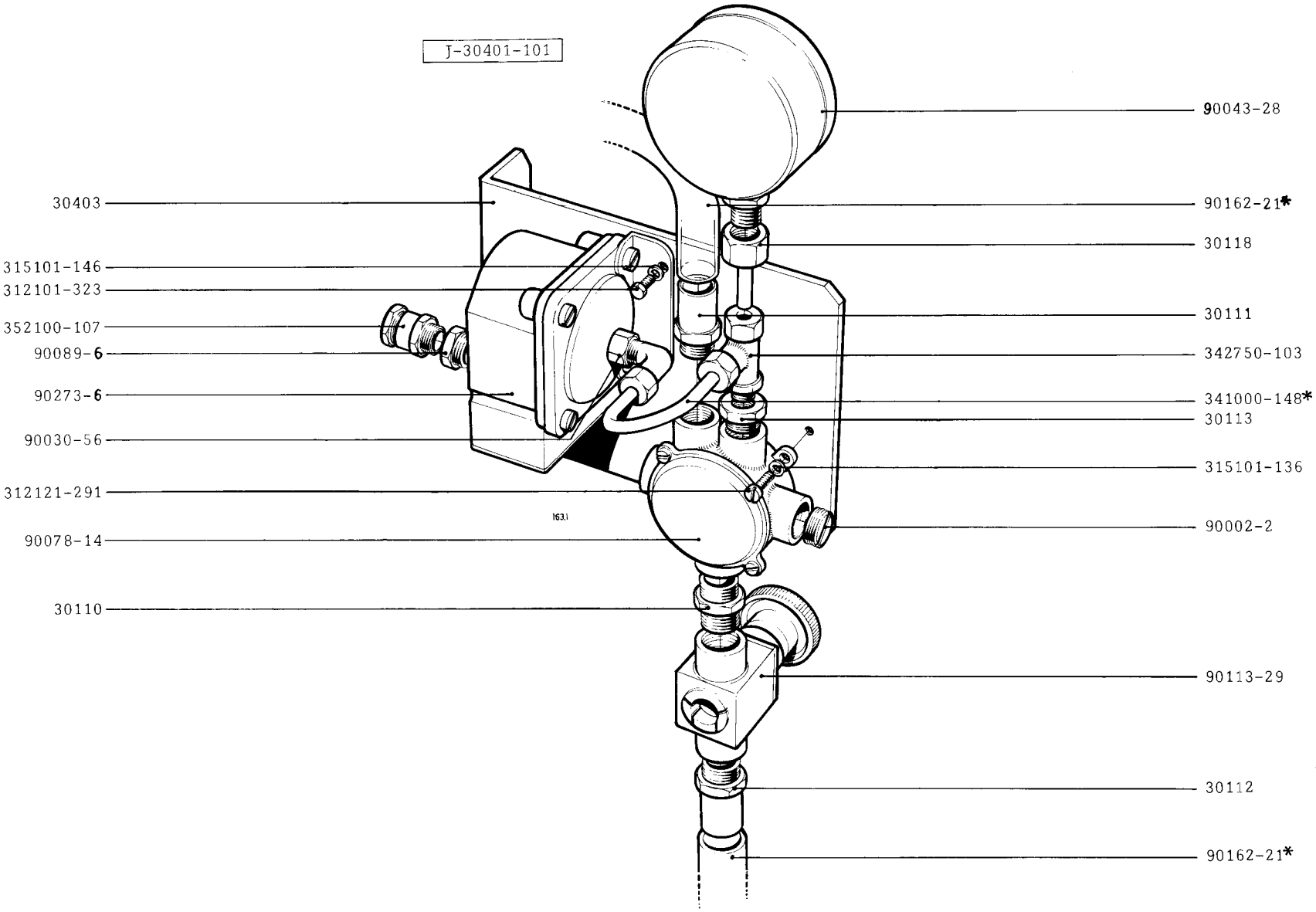

TETRA PAK SERVICE	Machine No 6300-19/20	Group No. 630002-78	Benämning / Description: LS-UTRUSTNING / LONGIT. SEALING EQUIPMENT	Benennung / Désignation: LÄNGSNAHTAUSRUSTUNG / EQUIPEMENT DE SCELLAGE LONGIT.		Issue 1	Date 1975
						Page 12221:1	

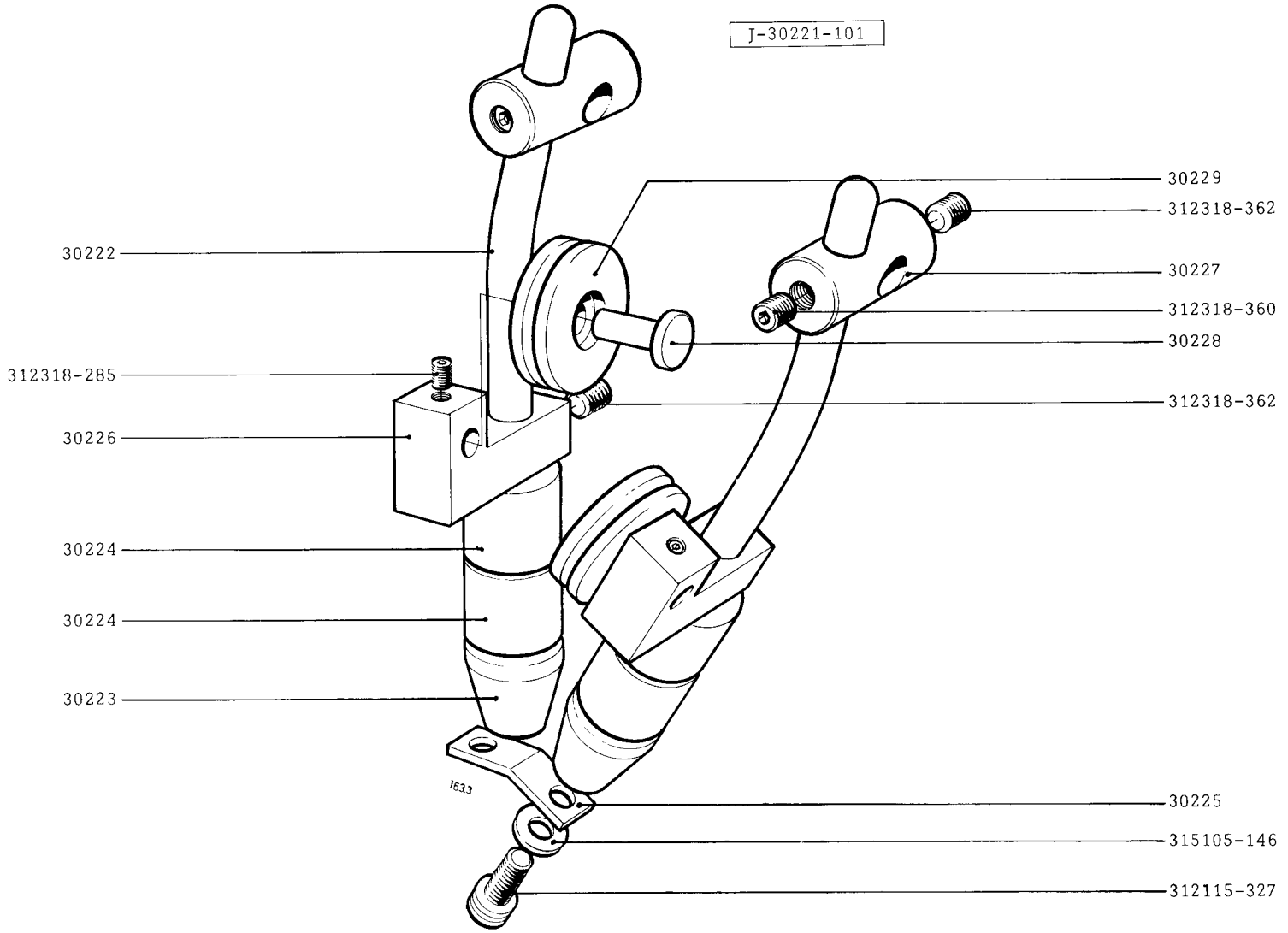

TETRA PAK SERVICE	Machine No 6300-19/20	Group No. 630002-78	Benämning / Description: V-STYRDON / V-GUIDE	Benennung / Désignation: V-STEUERUNG / GUIDE EN V	Issue 1 · Date 1975 · Page 12222:1

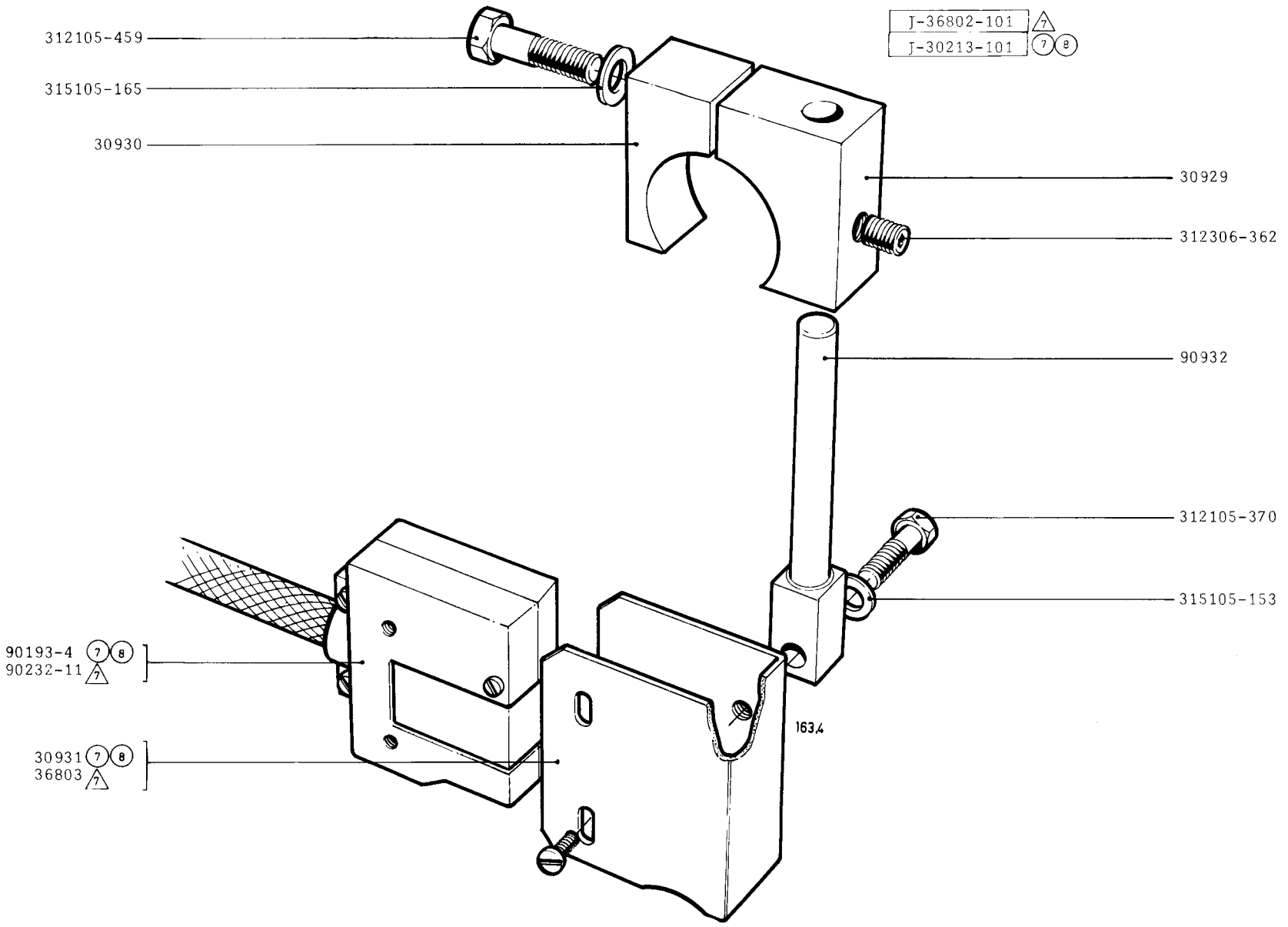

TETRA PAK SERVICE	Machine No 6300-19/20 6330-11/12	Group No. 630002- ⑦⑧ 633002- △7	Benämning / Description FOTOCELLFÄSTE PHOTOCELL BRACKET	Benennung / Désignation FOTOZELLENHALTER SUPPORT DE CELLULE PHOTO 61.	Issue 1 · Date 1975 Page 12223:1

S-228917-101

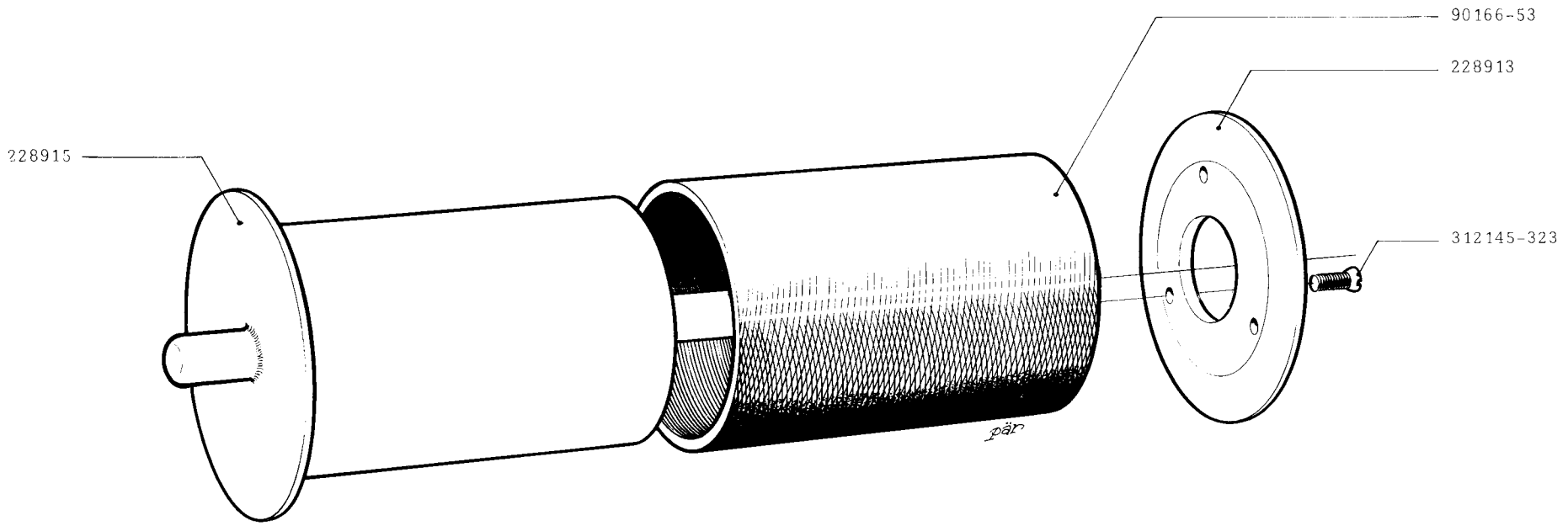

TETRA PAK SERVICE	Machine No 6330-12/13	Group No. 633002-⑧⑨	Benämning / Description / Benennung / Désignation BRYTRULLE / BRECHROLLE BENDING ROLLER / ROULEAU SUPERIEURE		Issue 1	Date 1980	Page 12224:1

S-257831-101

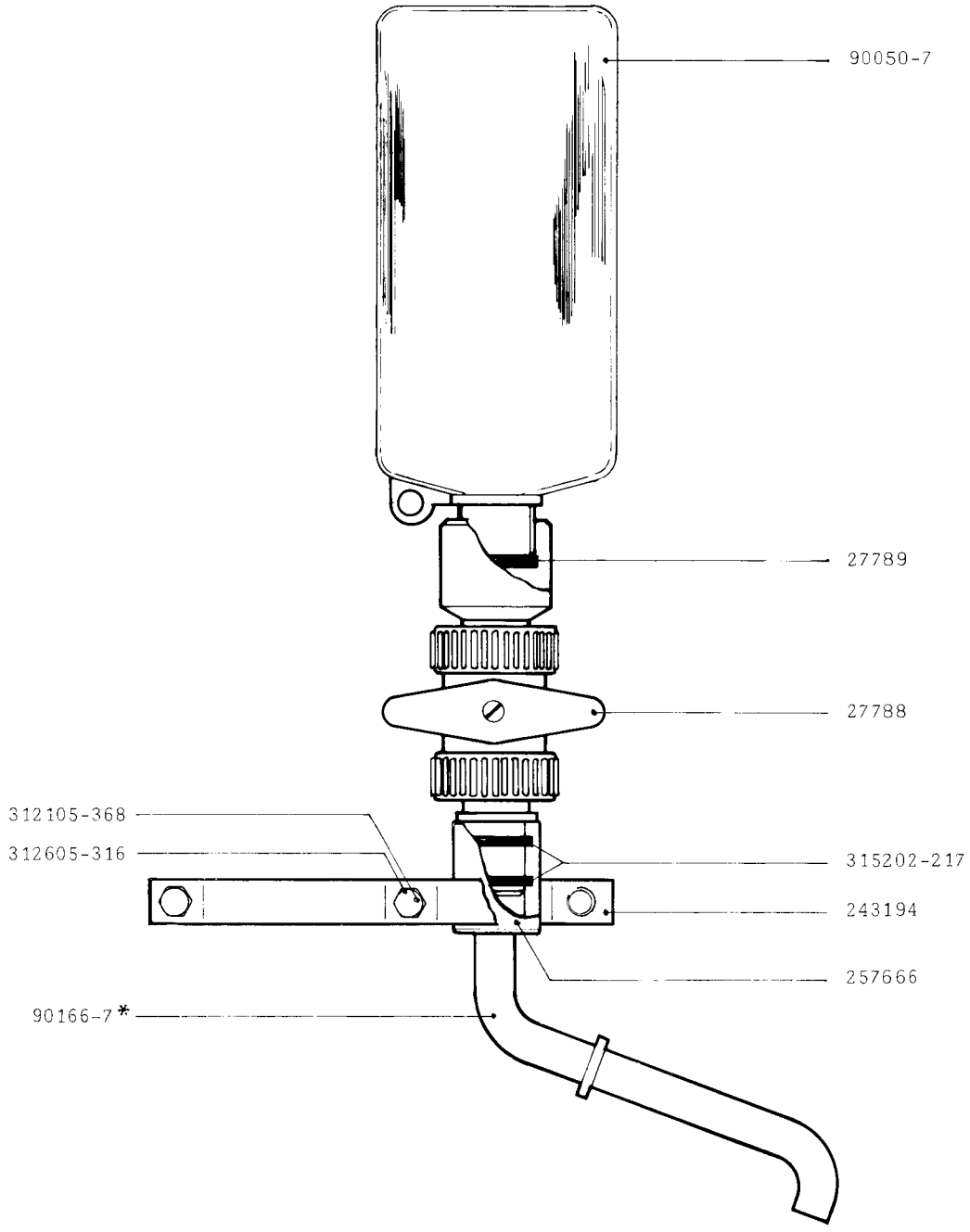

Machine No	Group No	Benämning / Description / Benennung / Designation
6330-13	633002-9	PLASTFLASKA / PLASTIC BOTTLE / PLASTIKFLASCHE / BOUTEILLE PLASTIQUE

Issue 1 Date 1980

Page 12225:1

TETRA PAK SERVICE

JMT-2662

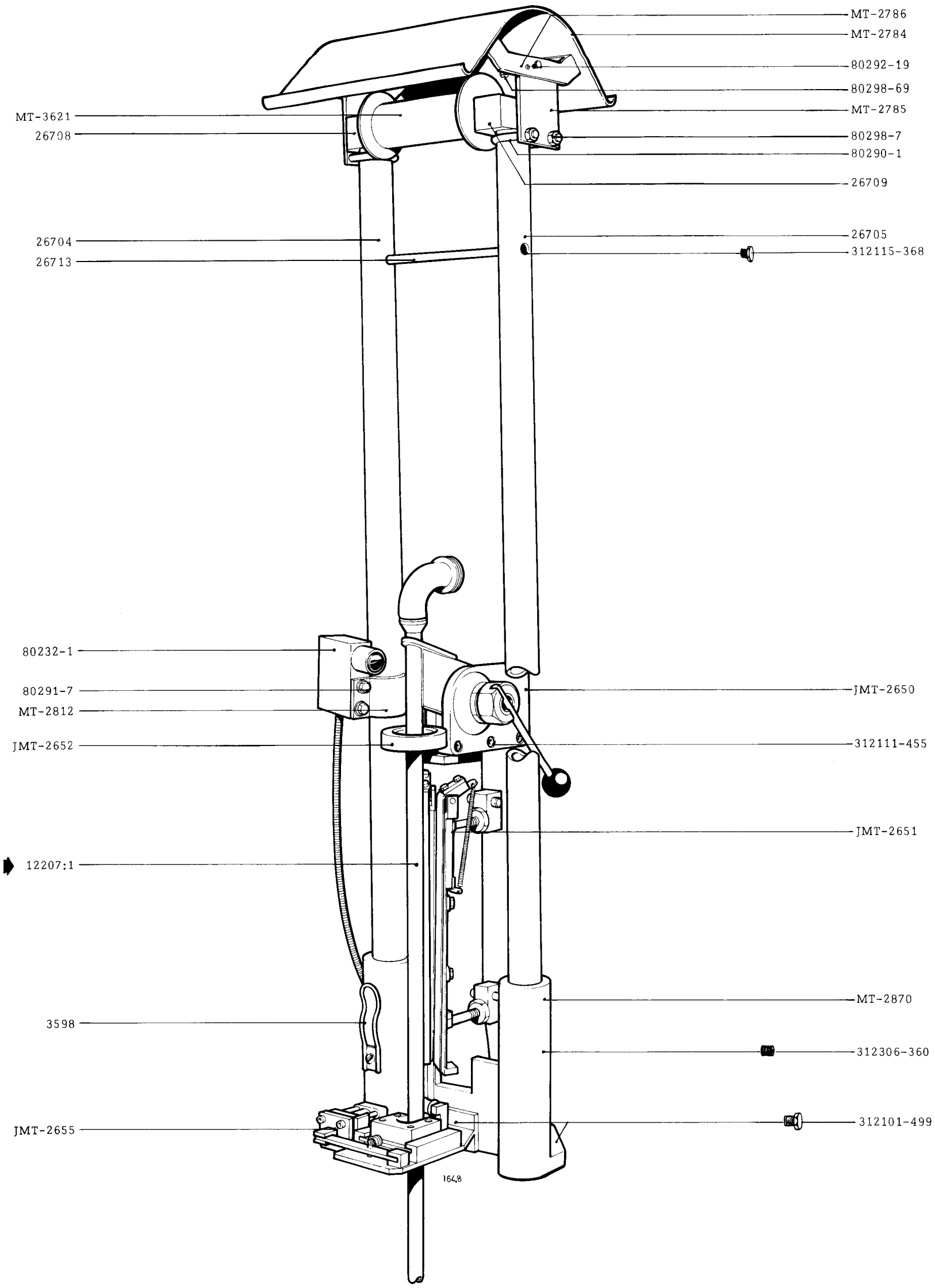

TETRA PAK SERVICE	Machine No: 6300-18	Group No.: 630002-(6)	Benämning / Description: ÖVERDEL / SUPERSTRUCTURE	Benennung / Désignation: OBERTEIL / PARTIE SUPERIEURE	Issue 1 · Date 1975 · Page 12250:1

6300 Page	6330 Page	Benämning	Description	Benennung	Désignation	Notes
12301:1	12301:1/2	STATIVSIDA, värme	HEATING SIDE	STATIVSEITE, Wärme	COTE CHAUFFANTE	
12302:1/2	12302:1/2/3	STATIVSIDA, tryck	PRESSURE SIDE	STATIVSEITE, Druck	COTE PRESSION	
12303:1/2	12303:2/3	Värmeback	Heating Jaw	Wärmebacke	Machoire chauffante	
12304:1	12304:1/2	Tryckback	Pressure Jaw	Druckbacke	Machoire pression	
12305:1	12305:1	El-kurva	Contact Rail (Pair)	Kontaktschiene (Paar)	Catenaires (paire)	
12306:1/2	12306:1	Tryckrullehållare (värmesida)	Pressure Mechanism (Heating Side)	Druckrollenhalter (Wärmeseite)	Bloc pression (cote chauffante)	
12307:1/2	12307:1	Tryckrullehållare (trycksida)	Pressure Mechanism (Pressure Side)	Druckrollenhalter (Druckseite)	Bloc pression (cote pression)	
12308:1	12308:1	Dubbelkedja	Twin Chain	Doppelkette	Double chaine	
12309:2	12309:1/2	Centralsmörjning	Central lubrication system	Zentralschmiervorrichtung	Dispositif graissage central	
12310:2/3	12310:1/2	Centralsmörjning	Central lubrication system	Zentralschmiervorrichtung	Dispositif graissage central	
	12311:1	Kontaktdon	Contact Rail Unit	Kontaktstuck	Rails de contact	

	A	B	
J-12561-101	J-12571-101	J-12572-101	①
J-12561-201	J-12571-201	J-12572-201	②③
J-12561-301	J-12571-301	J-12572-301	④
J-12561-401	J-23534-101	J-23536-101	⑤⑥
J-12561-102	J-12571-101	J-12572-101	△1△2△3
J-12561-202	J-12571-201	J-12572-201	△4△5
J-12561-302	J-12571-301	J-12572-301	△6
J-12561-402	J-12572-401	J-12572-401	△7

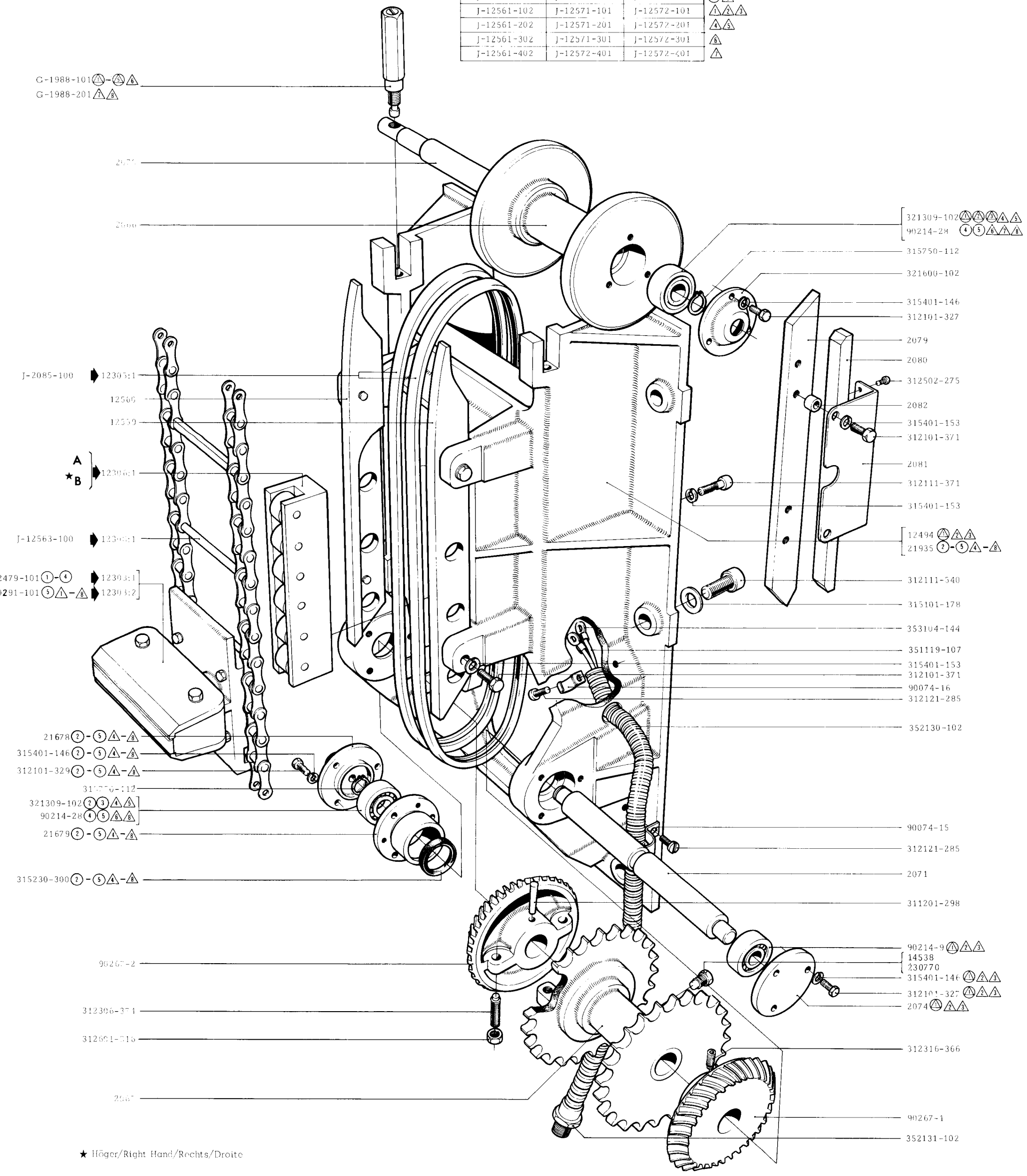

★ Höger/Right Hand/Rechts/Droite

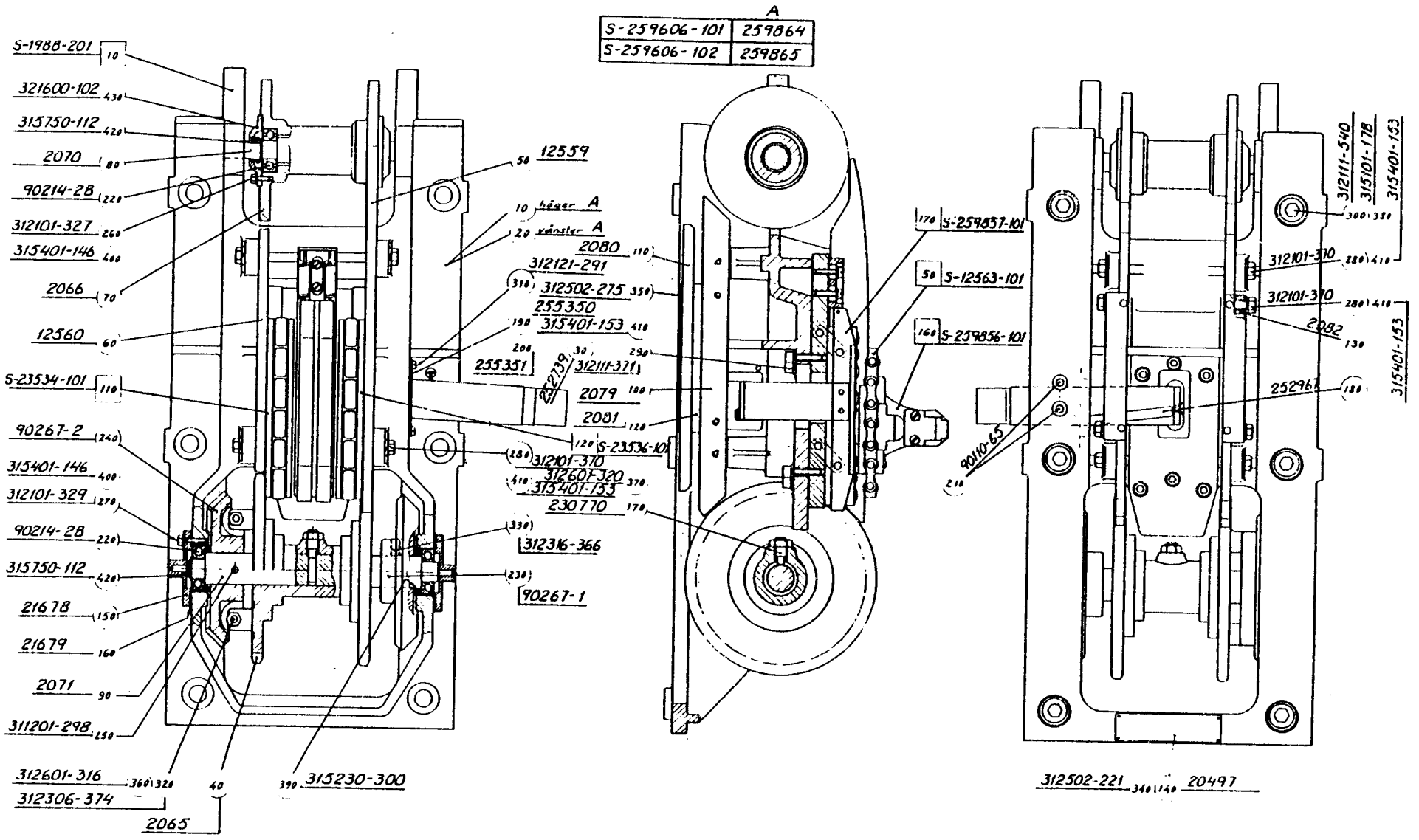

TETRA PAK SERVICE	Group No. 633003-9	Description STATIVSIDA, värme / HEATING SIDE / STATIVSEITE, wärme / COTE CHAUFFANTE		Issue 1	Date 8009
				Page	12301:2

A	
J-12562-101	
J-12562-201	
J-12562-301	
J-12562-401	

A	
J-12562-102	12566
J-12562-202	12566
J-12562-302	12566
J-12562-402	12566

G-1988-101 ① ④ △1 △6
G-1988-201 △7
2070
J-12563-100 ➧ 12308:1
J-12507-1V ① ④ △1
J-12507-202 △2 △3
J-12507-302 △4 △5 △6
J-12507-4V △7
➧ 12304:1
2076
2098
315401-136
312111-291
312111-374
2449
2448
312101-368
312111-287
2099
315101-153
315401-153
312111-368
J-2100-101
2077
J-12499-100 ★ △1 △2
J-12499-2V ★ △3 △4 △5
J-12499-3V ★ ④ △6 △7
J-12498-100 △1 △2
J-12498-2V △3 △4 △5
J-12498-3V ④ △6 △7
➧ 12307:1
312101-329 ② - ④ △4 - △7
315401-146 ② - ④ △4 - △7
21678 ② - ④ △4 - △7
315750-112
321309-102 ② ③ △4 △5
90214-28 ④ △6 △7
21679 ② - ④ △4 - △7
315230-300 ② - ④ △4 - △7
90267-2
312306-374
312601-316
2065
312101-368
A
2066
321309-102 △1 △2 △3 △4 △5
90214-28 ④ △6 △7
315750-112
321600-102
315401-146
312101-327
2079
2080
312502-275
2034 △1 △2 △3
21934 ② ③ △4 △5 △6 △7
2081
2082
315401-153
312101-368
2083
2084
12552
315401-153
72-4
312101-368
1574
312111-291
1591
2078
312111-540
315101-178
2071
311201-298
90214-9 △1 △2 △3
2074 △1 △2 △3
315401-146 △1 △2 △3
312101-327 △1 △2 △3
14538
2072
3533
312316-366
315401-153
312101-366
90267-1

★ Höger/Right Hand/Rechts/Droite

TETRA PAK SERVICE

Machine No	Group No.	Benämning / Description	Benennung / Désignation	Issue	Date
6300-12/13/14/15/16/17 6330-11/12	630003- ①②③④ 633003- △1△2△3△4△5△6△7	STATIVSIDA, tryck PRESSURE SIDE	STATIVSEITE, druck COTE PRESSION	2	1972

Page 12302:1

	A	B	C	
S-23523-101	S-12507-401			
S-23523-102	S-12507-401	12566	312101-366	(5)
S-23523-201	S-12507-501			
S-23523-202	S-12507-502	12566	312101-366	(8)

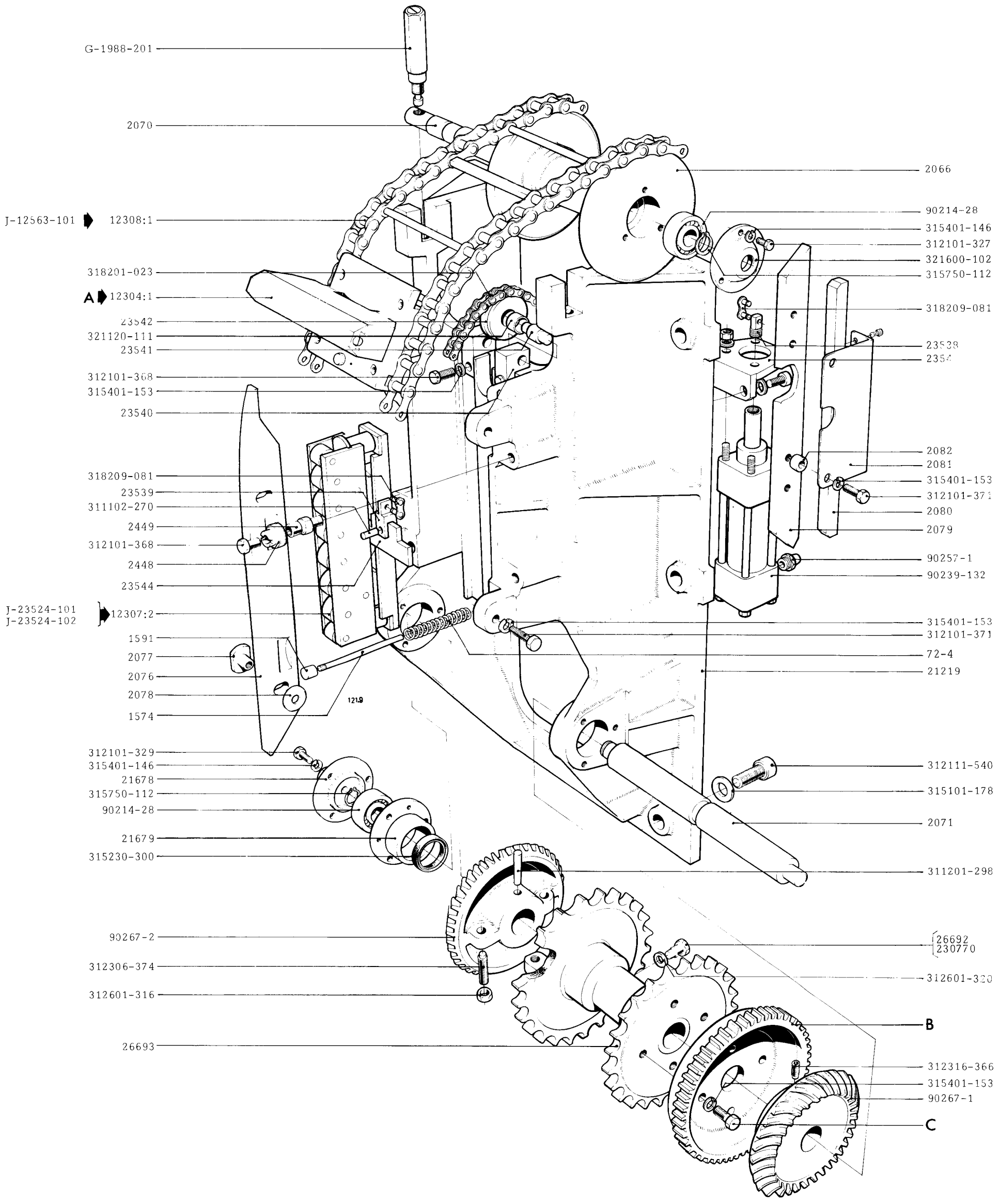

TETRA PAK SERVICE	Machine No 6300-18/19/20 6330-11/12	Group No. 630003-(5) 630003-(8)	Benämning / Description STATIVSIDA, tryck PRESSURE SIDE	Benennung / Désignation STATIVSEITE, druck COTE PRESSION		Issue 2 / Date 1980 Page 12 302:2

	A	B	C	
S-23523-301	S-259575-101			9
S-23523-302	S-259575-101	12566	312101-366	

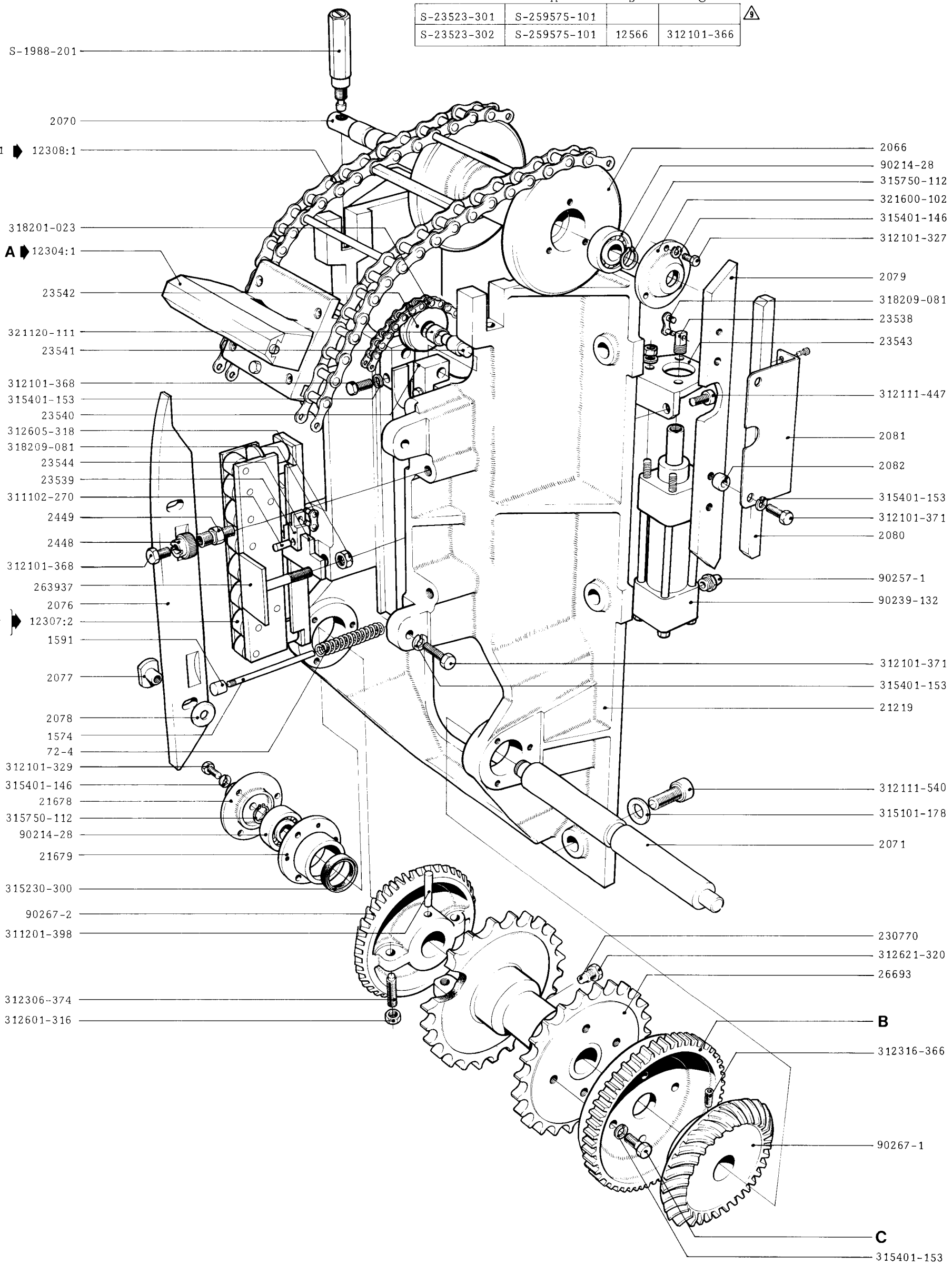

TETRA PAK SERVICE	Machine No 6330-13	Group No. 630003-9	Benämning / Description: STATIVSIDA, tryck / PRESSURE SIDE	Benennung / Designation: STATIVSEITE, Druck / COTE PRESSION		Issue 1 · Date 1980 · Page 12302:3

J-12479-100

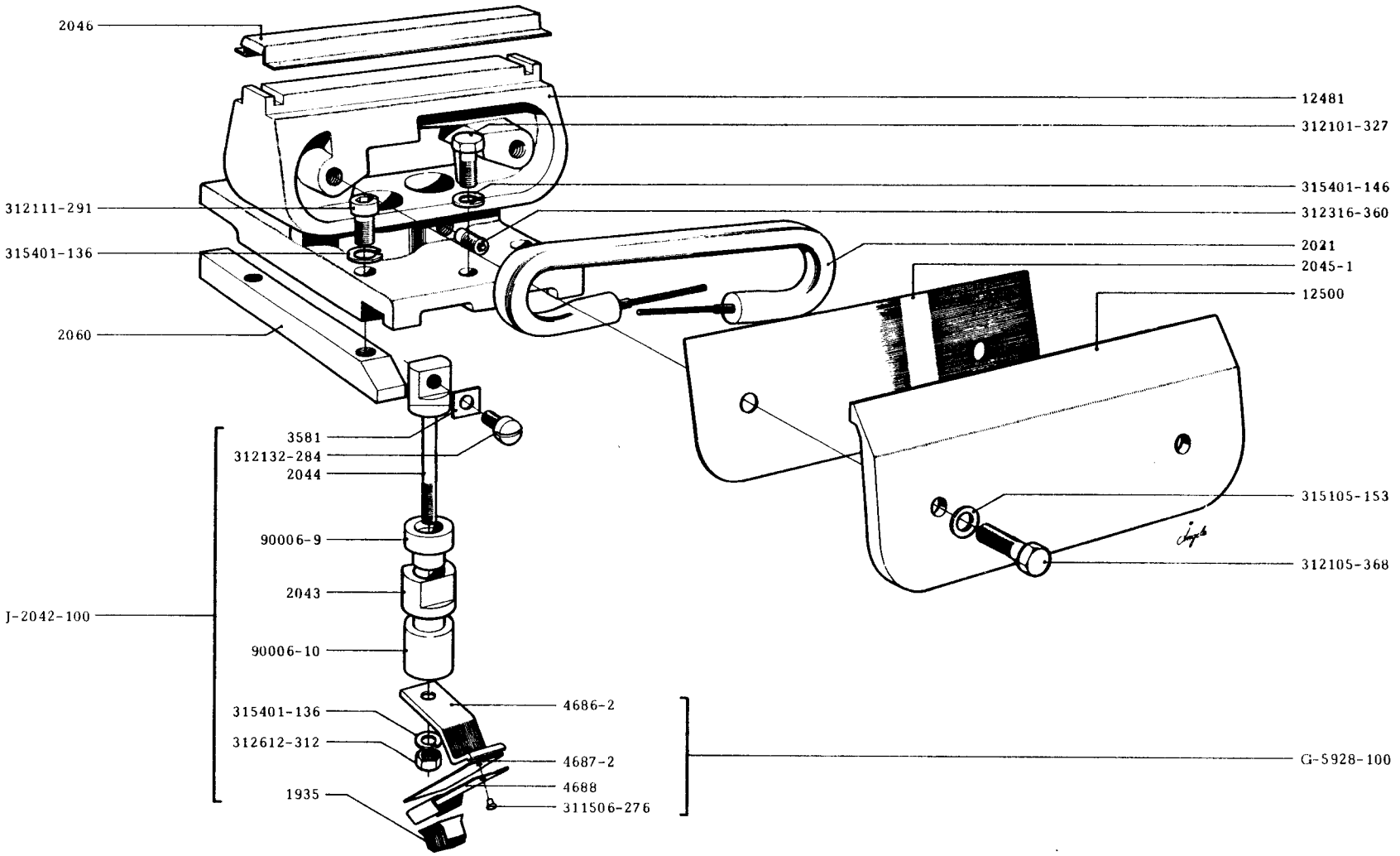

TETRA PAK SERVICE	Machine No 6300-12/13/14/15/16/17	Group No. 630003- ①②③④	Benämning / Description VÄRMEBACK HEATING JAW	Benennung / Désignation WÄRMEBACKE MACHOIRE CHAUFFANTE	Issue 1 · Date 1968 Page · 12303:1

S-20291-101

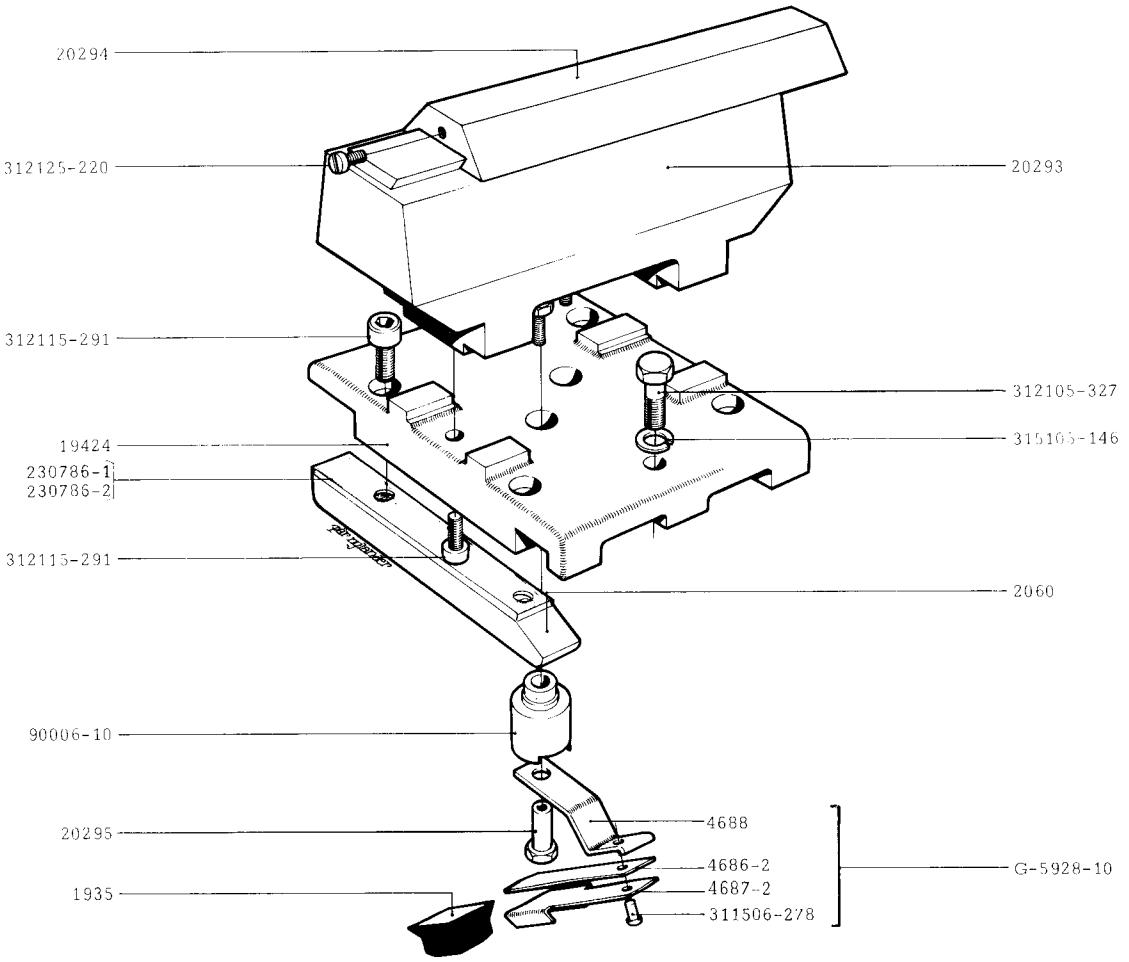

TETRA PAK SERVICE	Machine No 6300-18/19/20 6330-11/12	Group No. 630003- (5) 633003- (1) → (8)	Benämning / Description VÄRMEBACK HEATING JAW	Benennung / Désignation WÄRMEBACKE MACHOIRE CHAUFFANTE	Issue 2 / Date 1980 Page 12303:2

S-259856-101

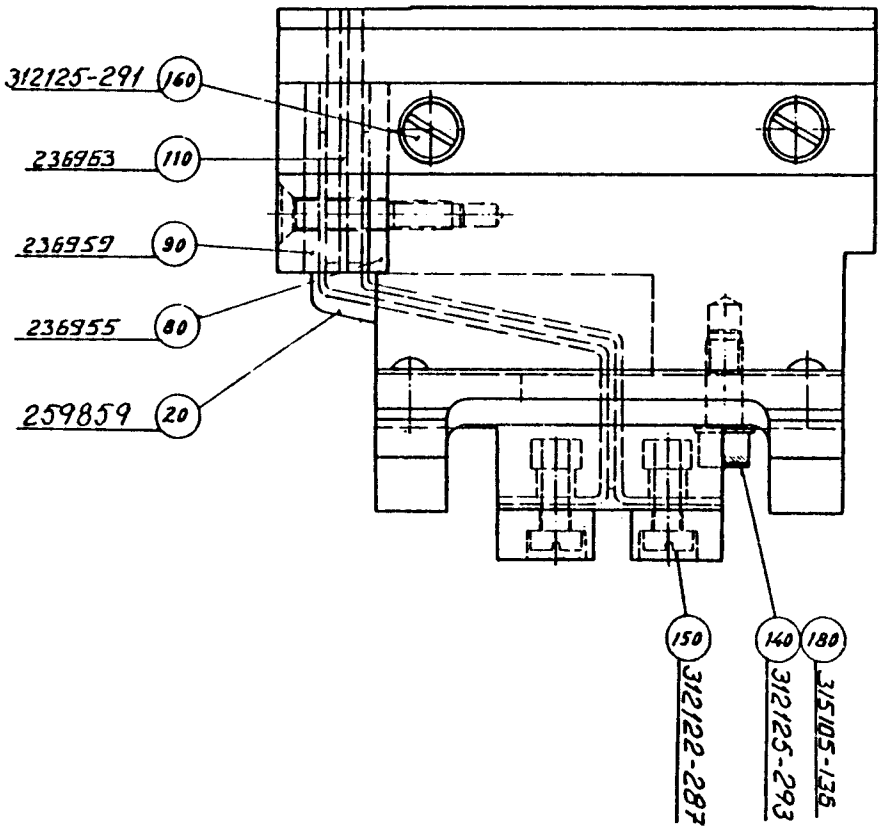

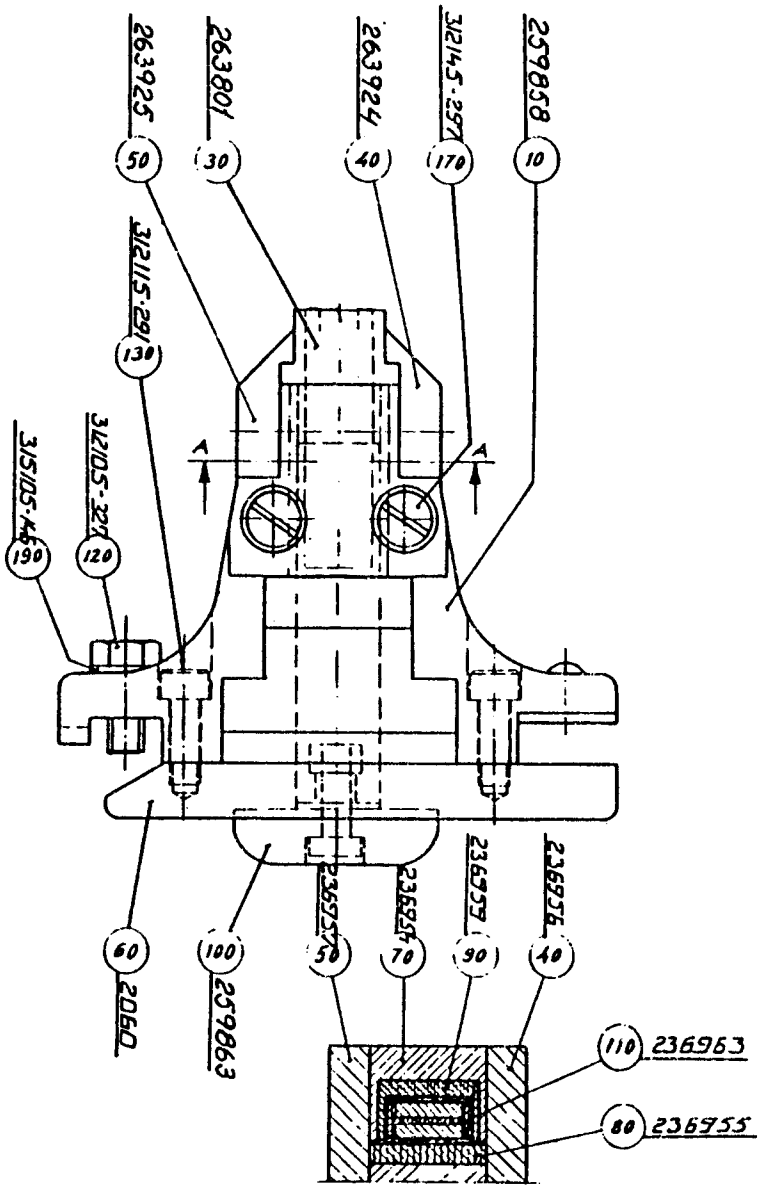

Snitt A-A

TETRA PAK SERVICE	Group No. 633003- 9	Description VÄRMEBACK / HEATING JAW / WÄRMEBACKE / MACHOIRE CHAUFFANTE		Issue 1	Date 7906
				Page	12303:3

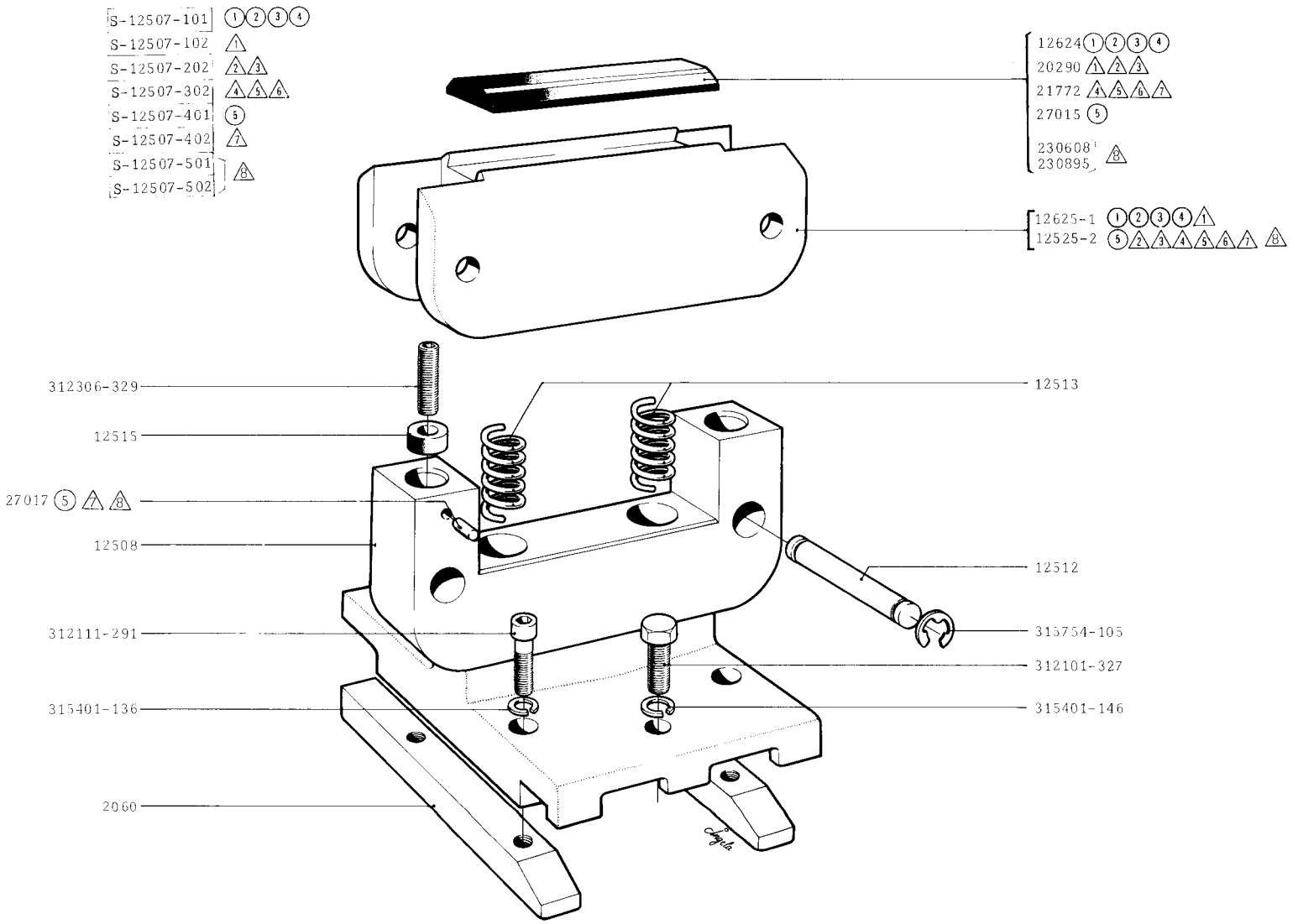

TETRA PAK SERVICE	Machine No 6300-12-20 6330-11/12	Group No. 630003- ①②③④⑤ 633003- △1 → △8	Benämning / Description TRYCKBACK PRESSURE JAW	Benennung / Désignation DRUCKBACKE MACHOIRE PRESSION		Issue 3	Date 1980
						Page	12304:1

S-259575-101

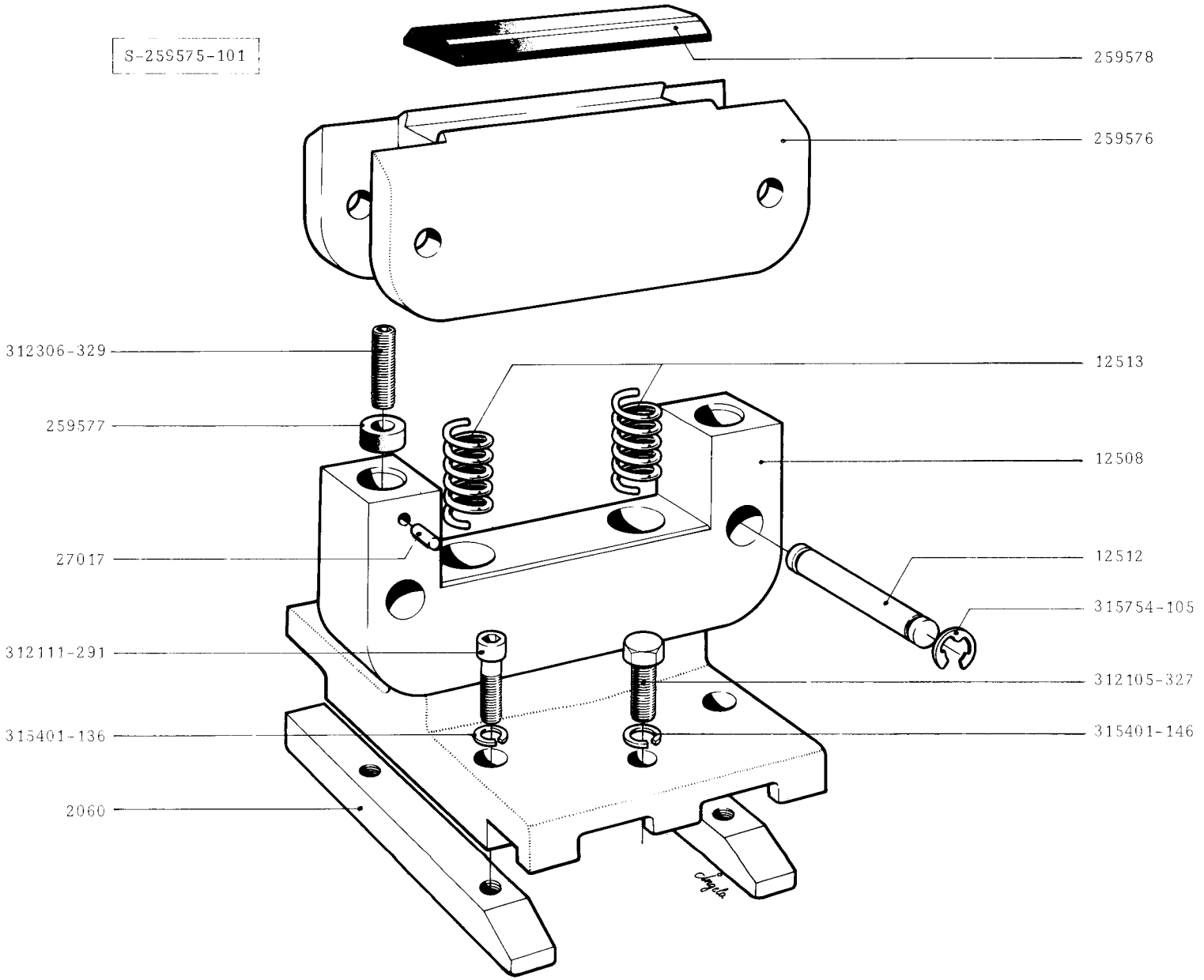

TETRA PAK SERVICE

Machine No	Group No.
6330-13	633003-⑨

Benämning	Description	Benennung	Désignation
TRYCKBACK		DRUCKBACKE	
PRESSURE JAW		MACHOIRE PRESSION	

Issue	1	Date	1980

J-2085-100

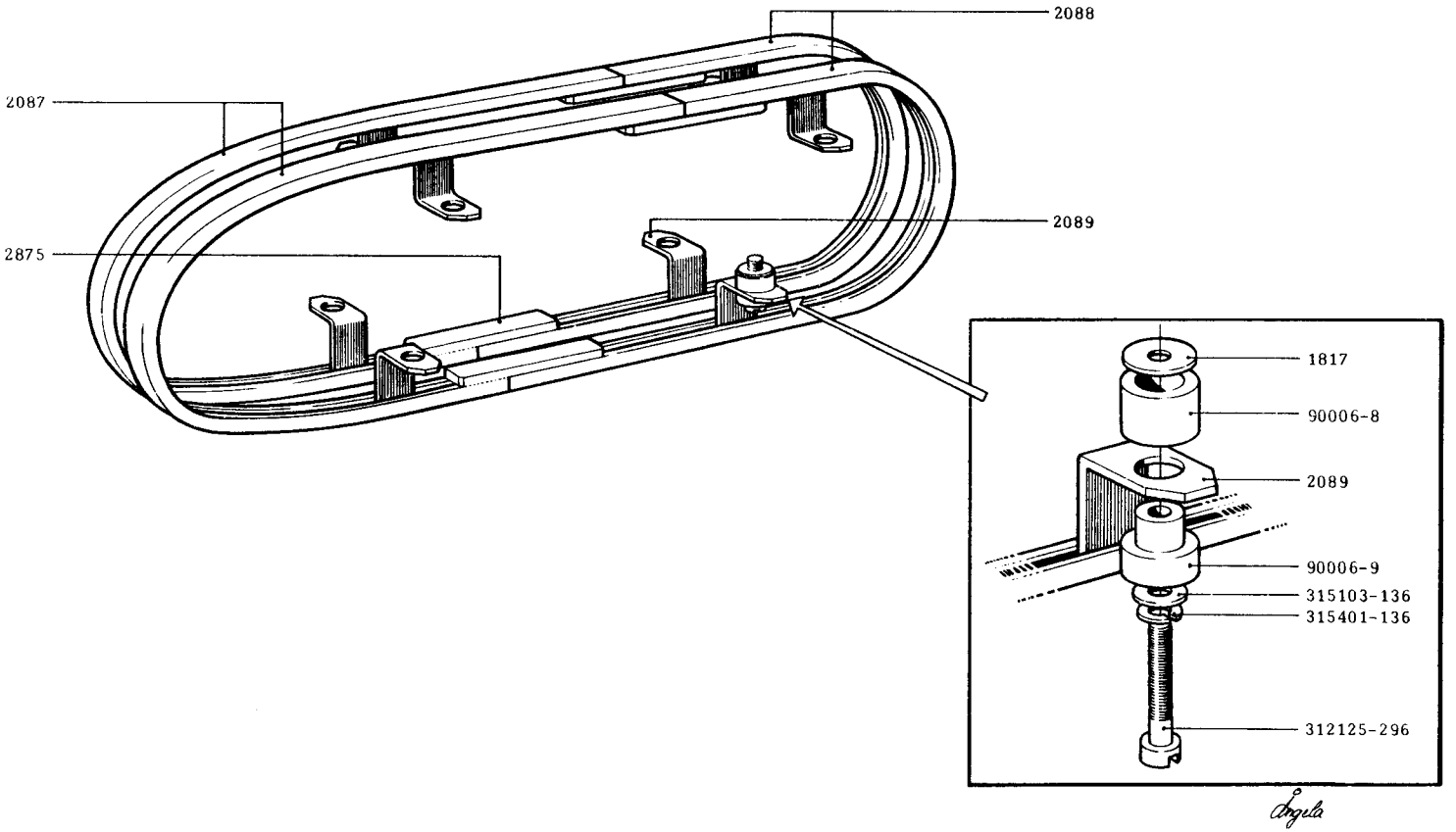

Ingela

TETRA PAK SERVICE	Machine No 6300-12/13/14/15/16/17 6330-11/12	Group No. 630003- ①②③④ 633003- 1 2 3 4 5 6	Benämning / Description ELKURVA (par) CONTACT RAIL (pair)	Benennung / Désignation KONTAKTSCHIENE (Paar) CATENAIRES (paire)	Issue 1 · Date 1968 Page 12305:1

V./L.H./L./G.

	A
J-12571-101	12495
J-12571-201	21230
J-12571-301	21230
J-12571-401	27750

H./R.H./R./D.

	A
J-12572-101	12496
J-12572-201	21231
J-12572-301	21231
J-12572-401	27751

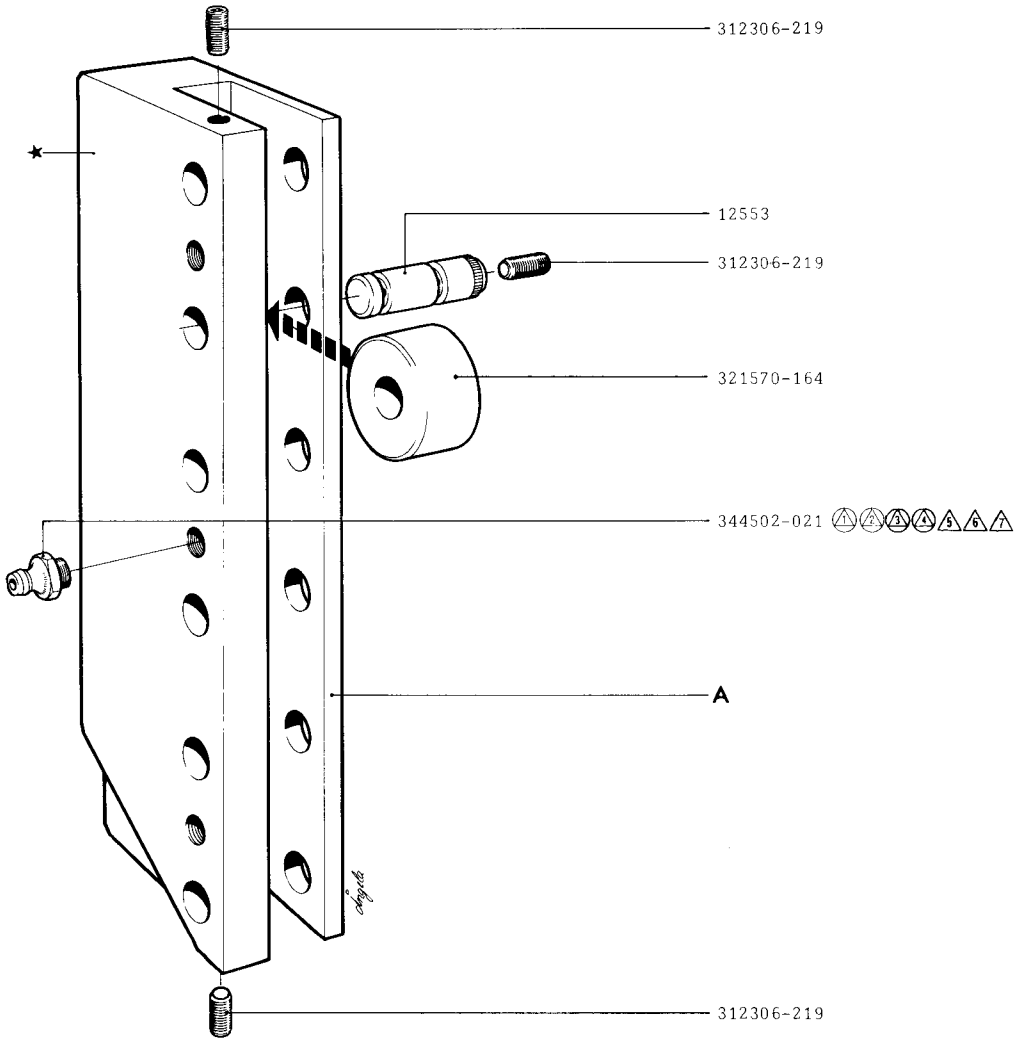

★ Bilden visar tryckrullehållare H.
Tryckrullehållare V. är spegelvänd.
The Illustration shows the Pressure Mechanism R.H.
The Pressure Mechanism L.H. is mirrored.
Das Bild zeigt Druckrollenhalter R.
Druckrollenhalter L. ist spiegelbildlich.
L'image montre le bloc de pression Droit.
Le bloc de pression Gauche est inversé.

TETRA PAK SERVICE

Machine No
6300-12/13/14/15/16/17
6330-11/12

Group No.
630003- 1 2 3 4
633003- 1 2 3 4 5 6 7

Benämning	Description	Benennung	Désignation
TRYCKRULLEHÅLLARE, värmesida	PRESSURE MECHANISM, Heating Side	DRUCKROLLENHALTER, Wärmeseite	BLOC PRESSION, cote chauffante

Issue 2 | Date 1972

Page 12306:1

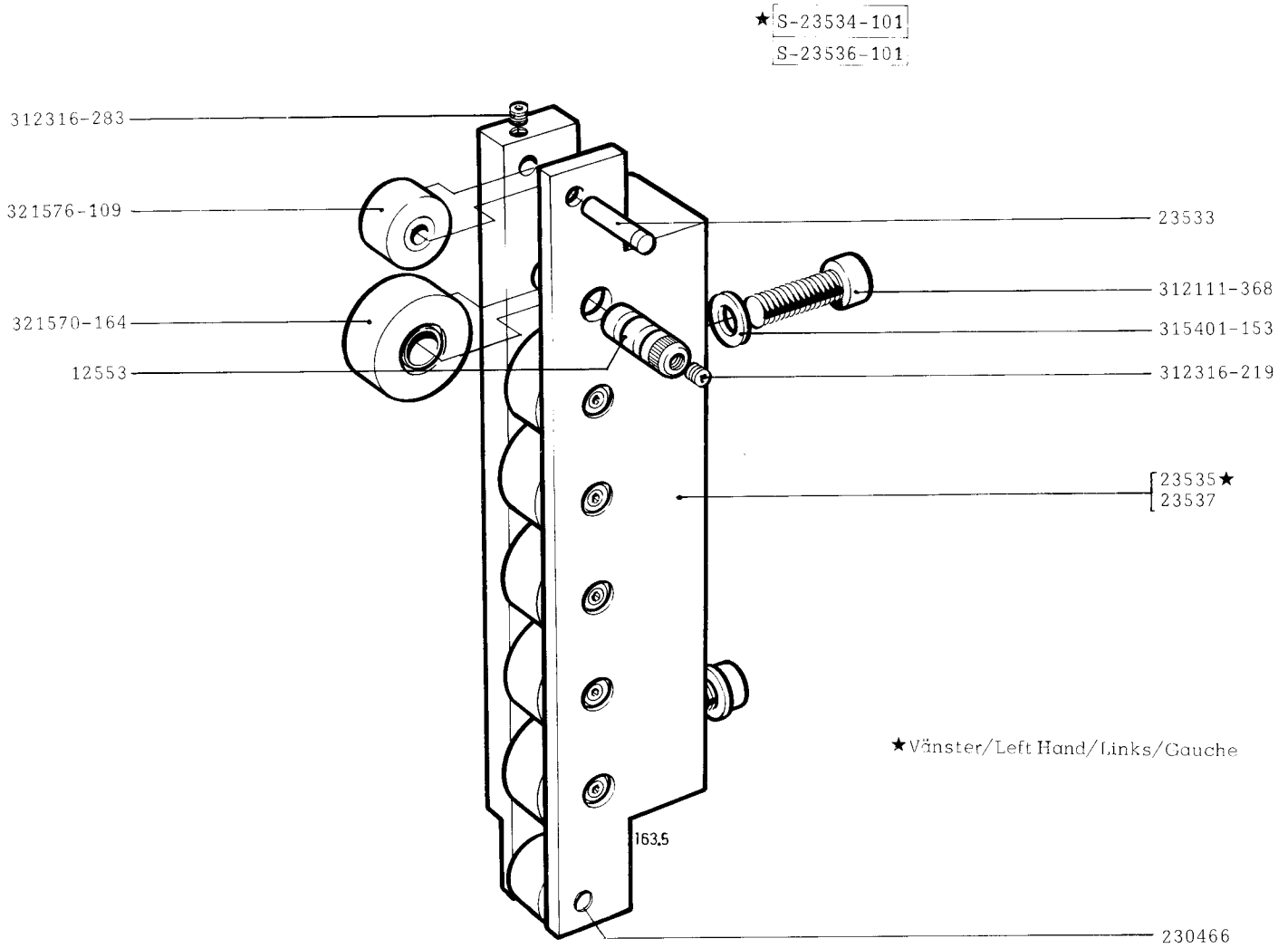

TETRA PAK SERVICE	Machine No 6300-18/19/20 6330-11/12	Group No. 630003-(5) 633003-△8	Benämning Description TRYCKRULLEHÅLLARE, värmesida PRESSURE MECHANISM, heating side	Benennung Designation DRUCKROLLENHALTER, Wärmeseite BLOCK PRESSION, cote chauffante	Issue 2 Date 1980 Page 12306:2

H./R.H./R./D. A

J-12499-100	12492	1 2
J-12499-201	21226	3
J-12499-202	21226	3 4 5
J-12499-301	21226	4
J-12499-302	21226	6 7

V./L.H./L./G. A

J-12498-100	12493	1 2
J-12498-201	21227	3
J-12498-202	21227	3 4 5
J-12498-301	21227	4
J-12498-302	21227	6 7

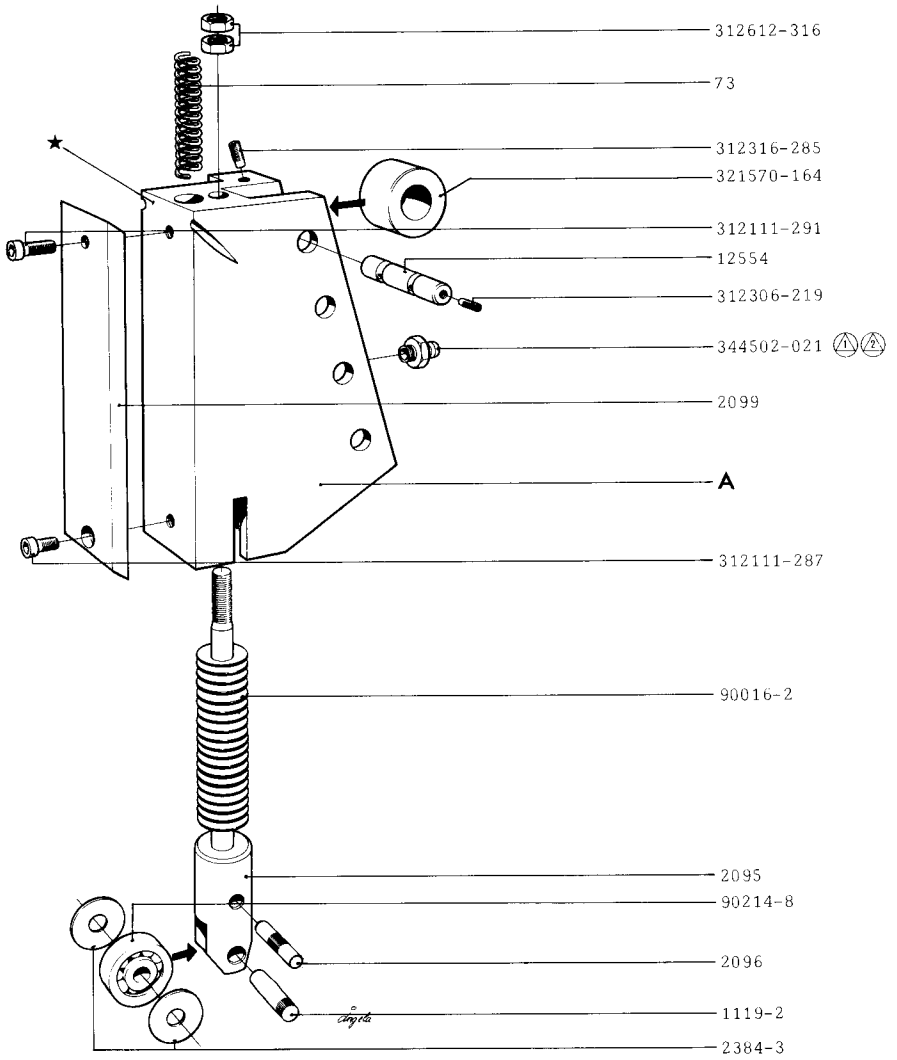

★ Bilden visar tryckrullehållare H.
Tryckrullehållare V. är spegelvänd.
The Illustration shows the Pressure Mechanism R.H.
The Pressure Mechanism L.H. is mirrored.
Das Bild zeigt Druckrollenhalter R.
Druckrollenhalter L. ist spiegelbildlich.
L'image montre le bloc de pression Droit.
Le bloc de pression Gauche est inversé.

TETRA PAK SERVICE

Machine No
6300-12/13/14/15/16/17
6330-11/12

Group No.
630003- 1 2 3 4
633003- 1 2 3 4 5 6 7

Benämning Description
TRYCKRULLEHÅLLARE,
trycksida
PRESSURE MECHANISM,
Pressure Side

Benennung Désignation
DRUCKROLLENHALTER,
Druckseite
BLOC PRESSION,
cote pression

Issue 2 Date 1972

Page 12307:1

S-23524-101 V./L.H./G.
S-23524-102 H./R.H./D.

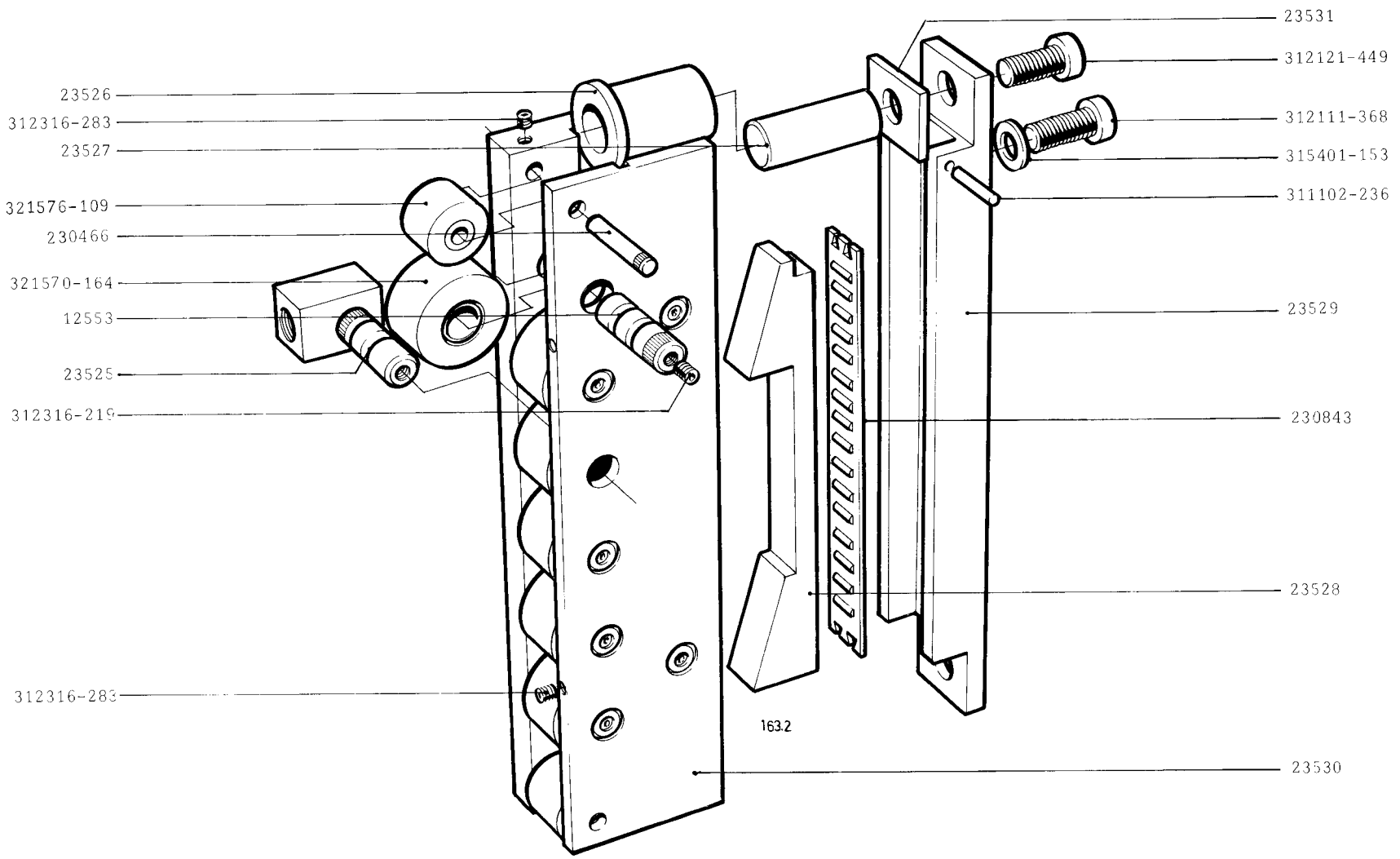

TETRA PAK SERVICE	Machine No 6300-18/19/20 6330-11/12	Group No. 630003-(5) 633003-(8)	Benämning Description TRYCKRULLEHÅLLARE, trycksida PRESSURE MECHANISM, pressure side	Benennung Designation DRUCKROLLENHALTER, Druckseite BLOC PRESSION, cote pression	Issue 2 Date 1980 Page 12307:2

J-12563-100

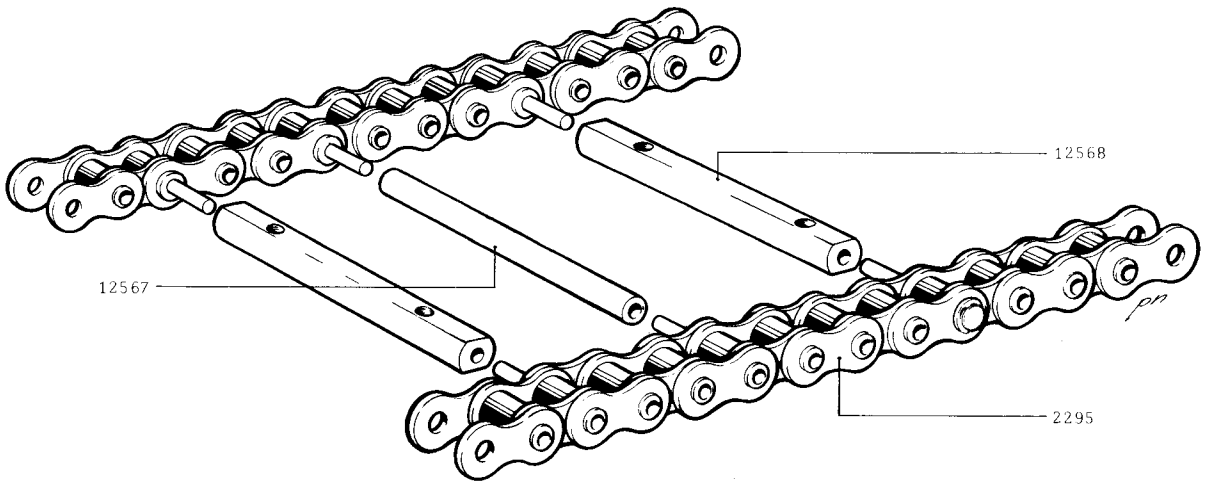

TETRA PAK SERVICE

Machine No
6300-12/13/14/15/16/17
6330-11/12

Group No.
630003- ①②③④
633003- 1 2 3 4 5 6

Benämning	Description	Benennung	Désignation
DUBBELKEDJA		DOPPELKETTE	
TWIN CHAIN		DOUBLE CHAINE	

Issue 1 | Date 1968

Page 12308:1

J-20970-101

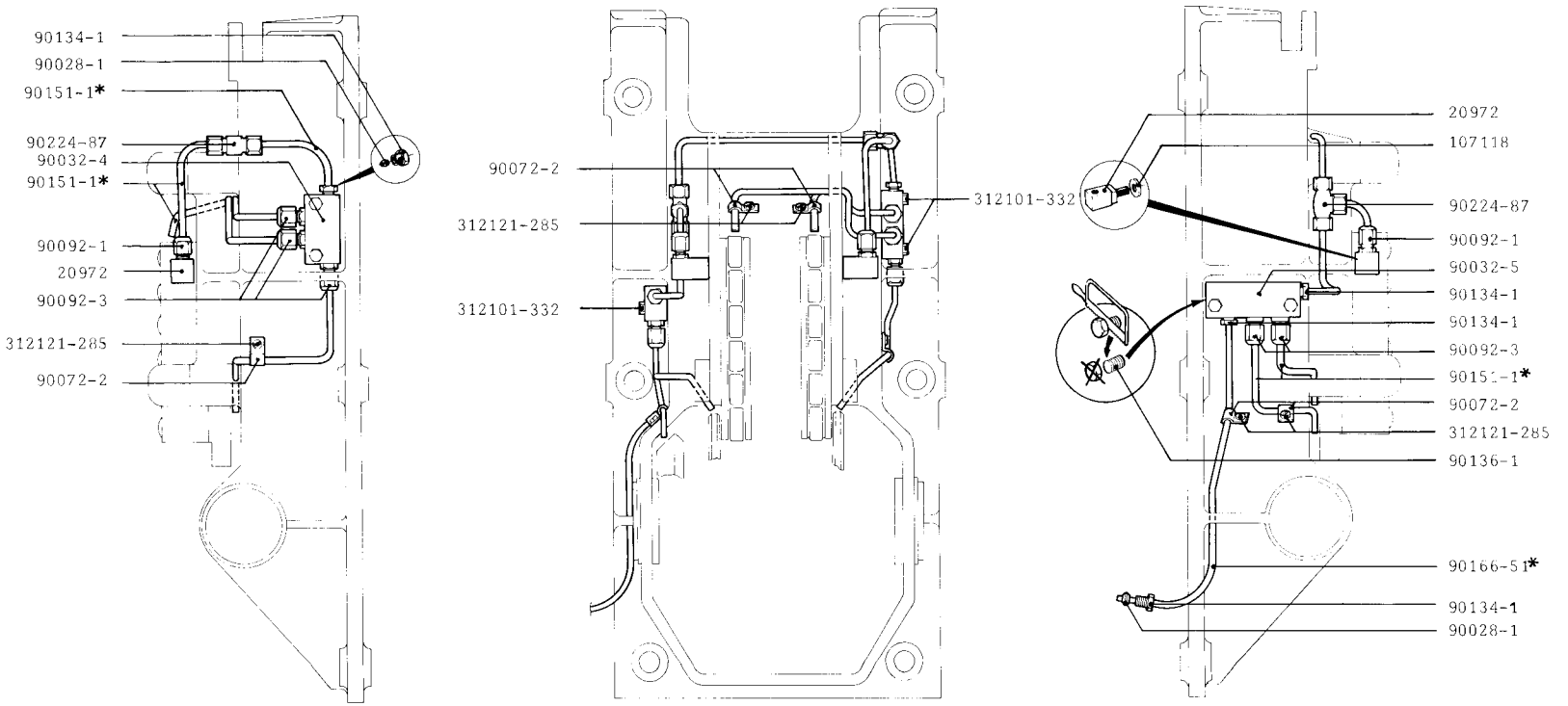

TETRA PAK SERVICE	Machine No 6330-11/12	Group No. 633003-3/4	Benämning / Description CENTRALSMÖRJNING / Värmesida CENTRAL LUBRICATION SYSTEM / Heating Side	Benennung / Désignation ZENTRALSCHMIERVORRICHTUNG / Wärmeseite DISPOSITIF GRAISSAGE CENTRAL / Cote chauff.		Issue 1	Date 1972
						Page	12309:1

J-20970-201	③④⑤⑥
J-20970-301	⑤
J-20970-302	⑦

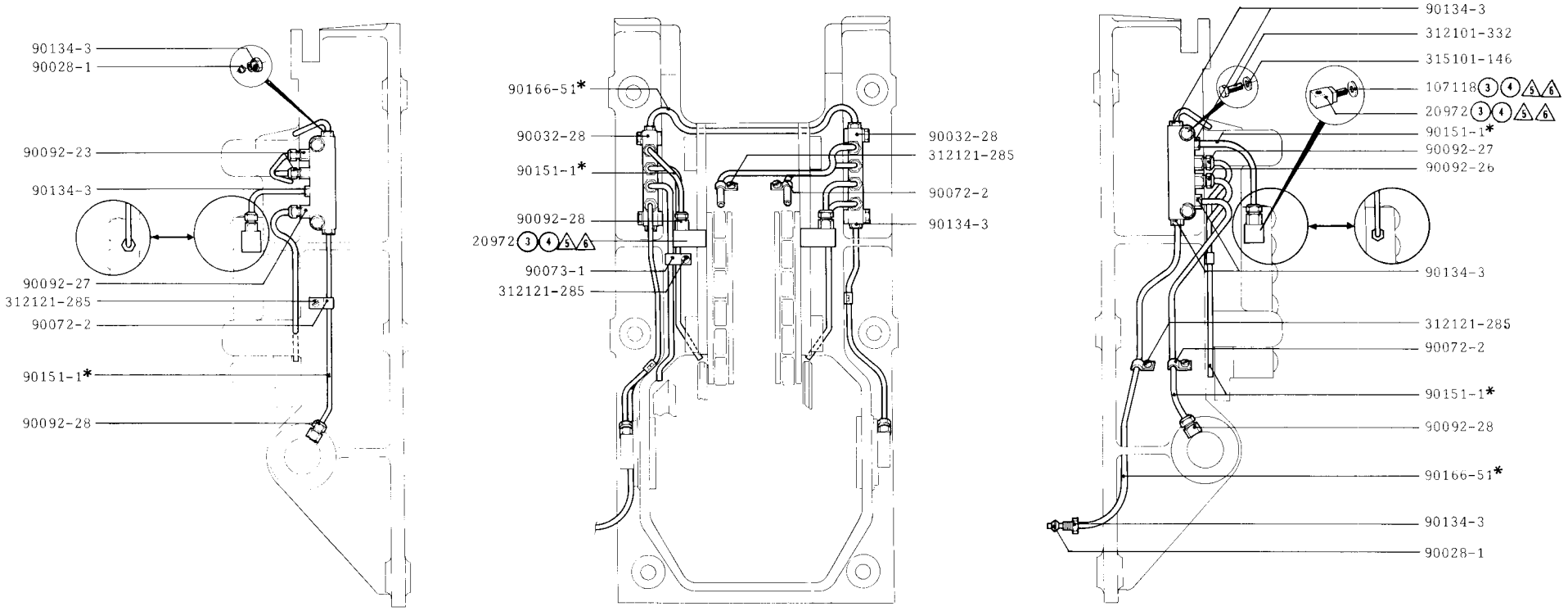

TETRA PAK SERVICE	Machine No 6300-12/13/14/15/16/17/18/19/20 6330-11/12	Group No. 630003- ③④⑤ 633003- ⑤⑥⑦	Benämning / Description CENTRALSMÖRJNING / Värmesida CENTRAL LUBRICATION SYSTEM / Heating Side	Benennung / Désignation ZENTRALSCHMIERVORRICHTUNG / Wärmeseite DISPOSITIF GRAISSAGE CENTRAL / Cote chauff.	Issue 1 · Date 1972 Page 12309:2

J-20968-101	★
J-20969-101	★★

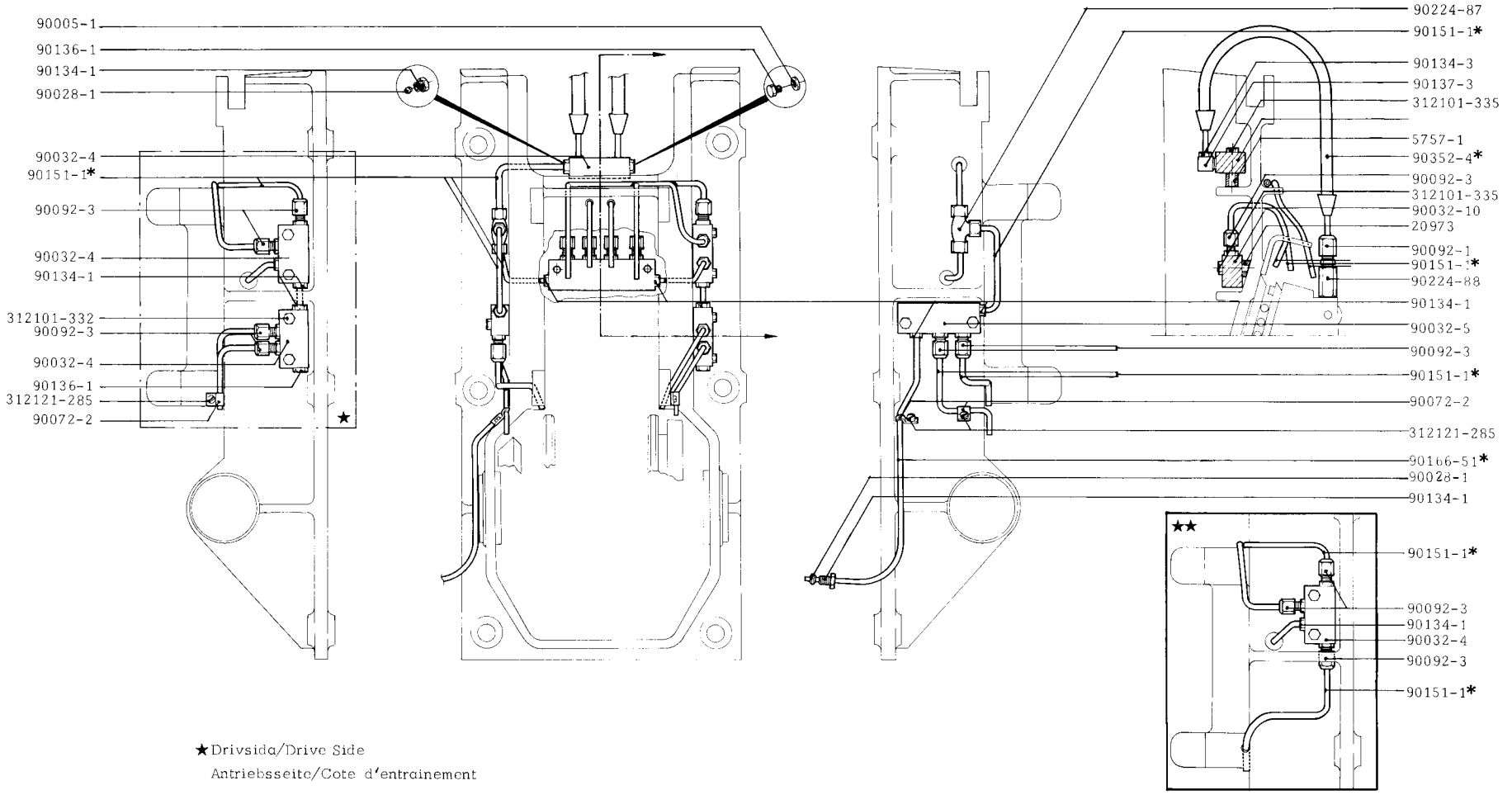

★Drivsida/Drive Side
Antriebsseite/Cote d'entrainement

Machine No	Group No.	Benämning / Description	Benennung / Désignation
6330-11/12	633003-3 4	CENTRALSMÖRJNING Trycksida CENTRAL LUBRICATION SYSTEM Pressure side	ZENTRALSCHMIERVORRICHTUNG Druckseite DISPOSITIF GRAISSAGE CENTRAL Cote pression

Issue	Date
1	1972

Page 12310:1

J-20968-201	★
J-20969-201	★★

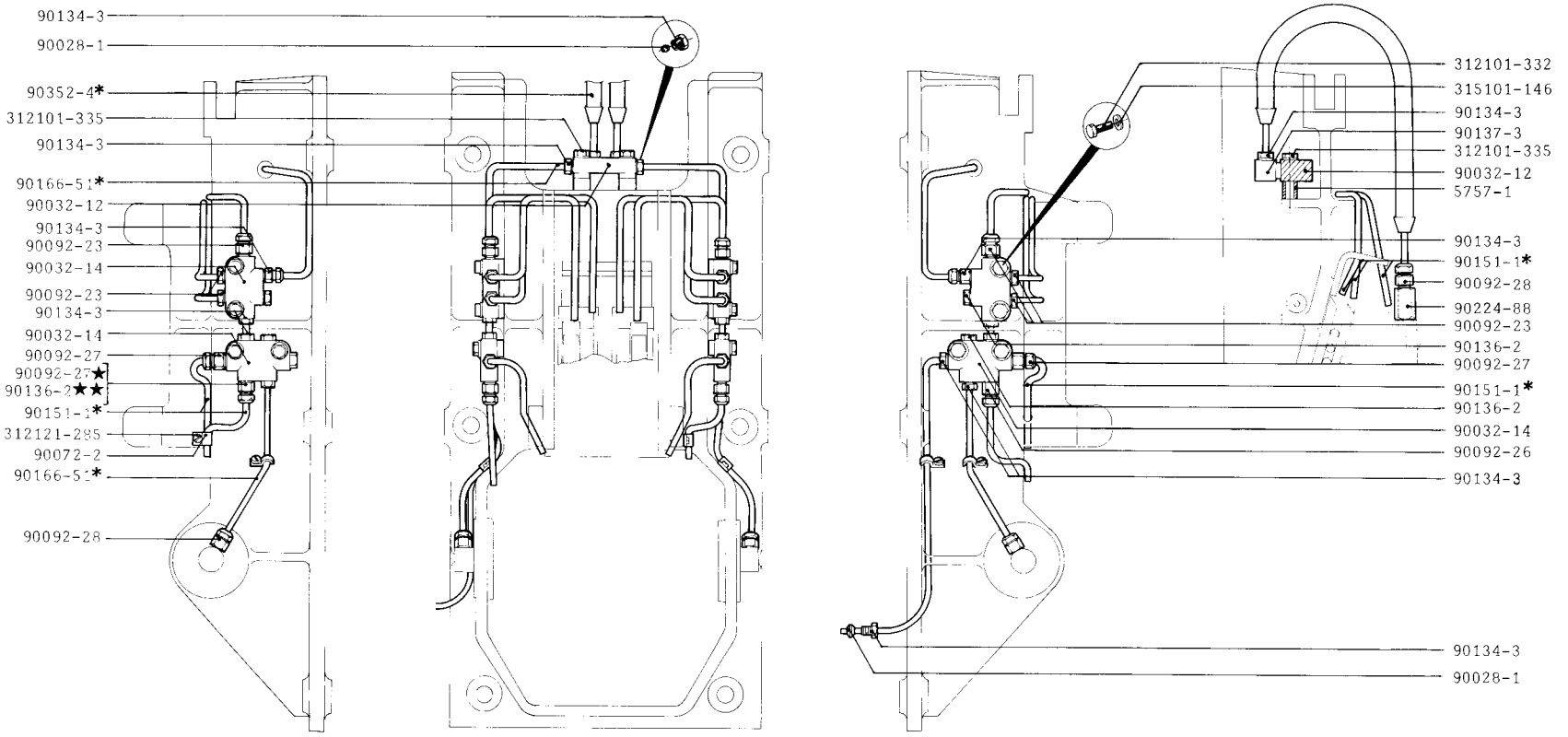

★Drivsida/Drive Side
Antriebsseite/Cote d'entrainement

TETRA PAK SERVICE	Machine No 6300-11/12/13/14/15/16/17 6330-11/12	Group No. 630003-③④ 633003-⑤⑥⑦	Benämning Description CENTRALSMÖRJNING Trycksida CENTRAL LUBRICATION SYSTEM Pressure side	Benennung Désignation ZENTRALSCHMIERV ORRICHTUNG Druckseite DISTOSITIF GRAISSAGE CENTRAL Cote pression		Issue 1	Date 1972
						Page	12310:2

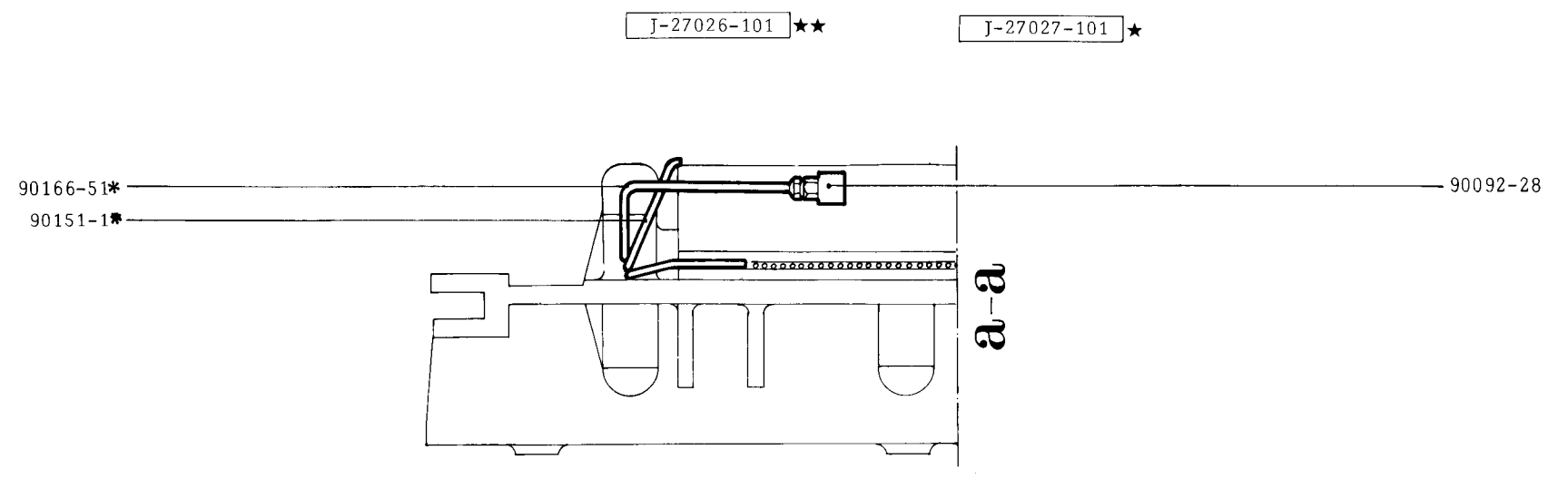

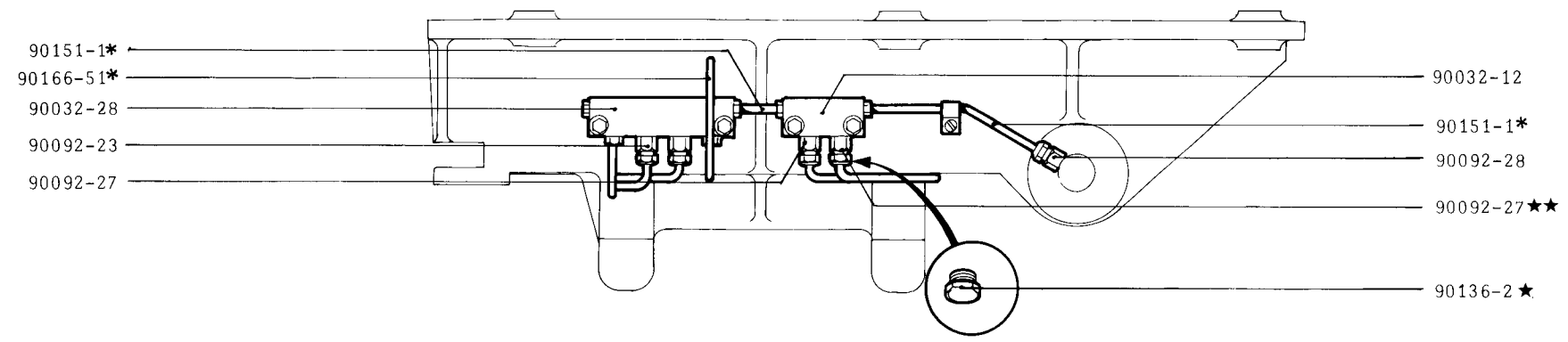

★★Drivsida/Drive Side/Antriebsseite/Cote d´entrainement

TETRA PAK SERVICE	Machine No 6300-18/19/20	Group No. 630003-(5)	Benämning / Description: CENTRALSMÖRJNING, Trycksida / CENTRAL LUBRIC SYSTEM, Pressure Side Benennung / Désignation: ZENTRALSCHMIERVORRICHTUNG, Druckseite / DISPOSITIF GRAISSAGE CENTRAL, Cote pression		Issue 1 · Date 1975 Page 12 310:3

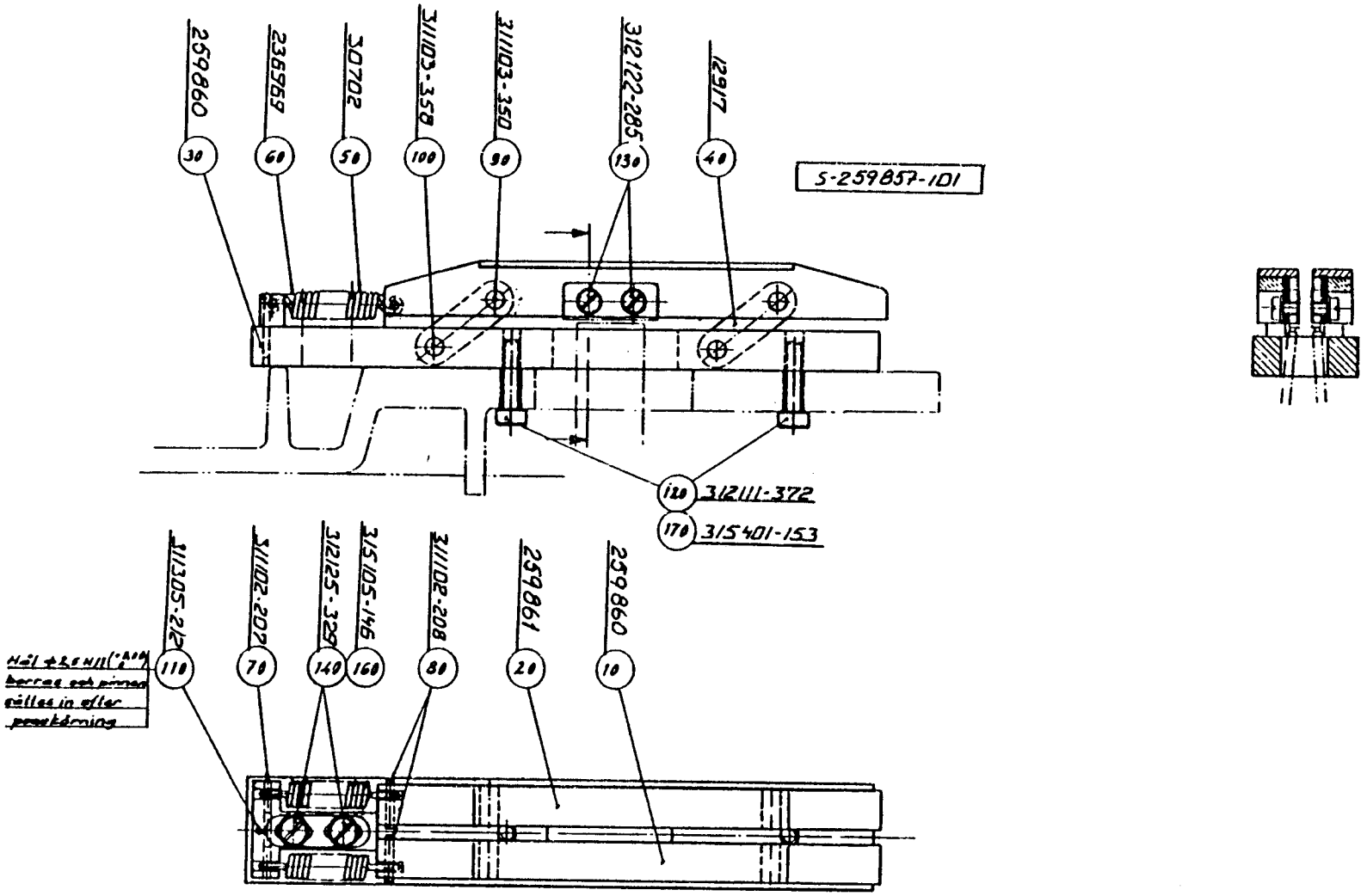

TETRA PAK SERVICE	Group No. 633003	Description KONTAKTDON / CONTACT RAIL UNIT / KONTAKTSTUCK / RAILS DE CONTACT		Issue 1	Date 7906
				Page	12311:1

6300 Page	6330 Page	Benämning	Description	Benennung	Désignation	Notes
12401:1/2/3	12402:1/2/3/4	STATIV	MACHINE BODY	MASCHINENGEHÄUSE	BATI DE LA MACHINE	
12403:1		Transformator, LS	Transformer	Transformator	Transformateur	
12404:1/2		Panel	Panel Face	Schalttafel	Tableau du bord	
12405:1		Främre låda	Junction Box, front	Anschlusskasten, vorn	Boite a bornes, anterieur	
12406:1		Bakre låda	Junction Box, rear	Anschlusskasten, hinten	Boite a bornes, arriere	
12407:1	12407:1	Dörr	Door	Tür	Porte	
12408:1/2/3/4	12408:2/3	Drivdon	Main Drive	Antriebsteil	Ensemble entrainement	
12409:1		Säkringslåda	Suppressor Box	Sicherungskasten	Boite	
12410:1/2		Doseringsenhet	Dosing unit	Dosierungsteil	Ensemble de doses	
12411:1		Kedjespännare	Chain Tensioner	Kettenspanner	Tendeur chaine	
	12412:1	Kopplingslåda	Junction Box	Anschlusskasten	Boite a bornes	
	12413:1/2/3	Panel	Panel	Schalttafel	Tableau	
12414:1/2	12414:1	Hydrauliskt trycksystem	Hydraulic Pressure System	Hydraulisches Drucksystem	Systeme de pression hydraulique	
12415:1	12415:1	Tryckcylinder	Pressure Cylinder	Druckzylinder	Maitre Cylindre	
12416:1/2		Kopplingslåda	Junction Box	Anschlusskasten	Boite a bornes	
12417:1		Transformatorlåda	Transformer Box	Transformatorkasten	Boite du transformateur	
12418:1		Kopplingslåda	Junction Box	Anschlusskasten	Boite a bornes	
12419:1/2	12419:1/2	Centralsmörjning	Central Lubrication System	Zentralschmiervorrichtung	Dispostif graissage central	
12420:1		Manöverpanel	Control Panel	Schalttafel	Tableau de commande	
	12421:1	Fotsteg	Stepkit	Trittplatte	Marche	
	12422:1	Stege	Ladder	Leiter	Echélle	
	12423:1	Anslutning IH	Connection IH	Anschlusschiene IH	Connexion IH	
	12424:1	Spärr	Catch	Sperre	Arrêt	

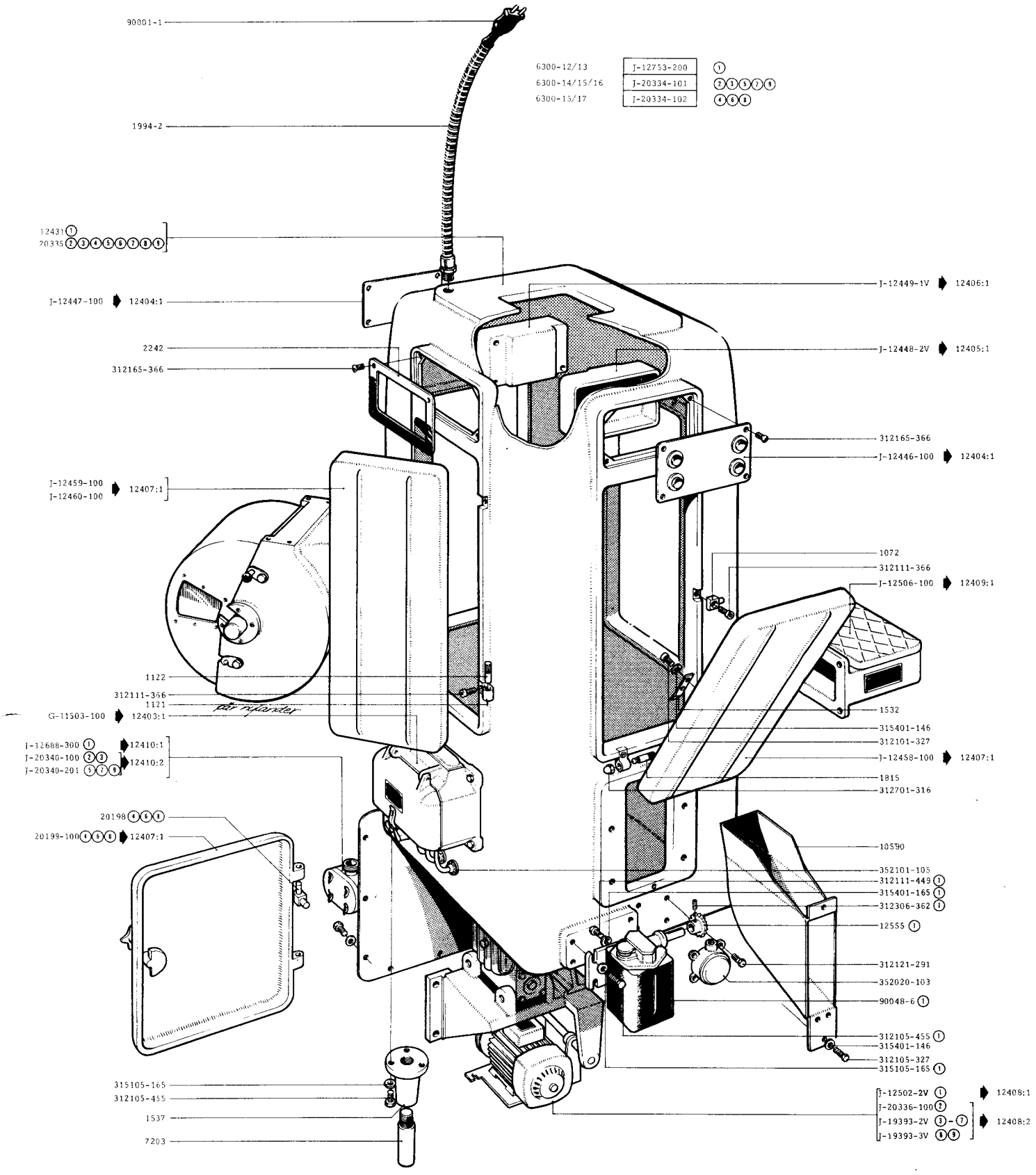
90001-1
1994-2
12431 ①
20335 ②③④⑤⑥⑦⑧⑨
J-12447-100 ➧ 12404:1
2242
312165-366
J-12459-100
J-12460-100 ➧ 12407:1
1122
312111-366
1121
G-11503-100 ➧ 12403:1
J-12688-300 ① ➧ 12410:1
J-20340-100 ②③ ➧ 12410:2
J-20340-201 ⑤⑦⑨
20198 ④⑤⑥
20199-100 ④⑤⑥ ➧ 12407:1
315105-165
312105-455
1537
7203
6300-12/13 J-12753-200 ①
6300-14/15/16 J-20334-101 ②③⑤⑦⑧
6300-15/17 J-20334-102 ④⑥⑧
J-12449-1V ➧ 12406:1
J-12448-2V ➧ 12405:1
312165-366
J-12446-100 ➧ 12404:1
1072
312111-366
J-12506-100 ➧ 12409:1
1532
315401-146
312101-327
J-12458-100 ➧ 12407:1
1815
312701-316
10590
352101-105
312111-449 ①
315401-165 ①
312306-362 ①
12555 ①
312121-291
352020-103
90048-6 ①
312105-455 ①
315401-146
312105-327
315105-165 ①
J-12502-2V ① ➧ 12408:1
J-20336-100 ②
J-19393-2V ③-⑦ ➧ 12408:2
J-19393-3V ⑧⑨

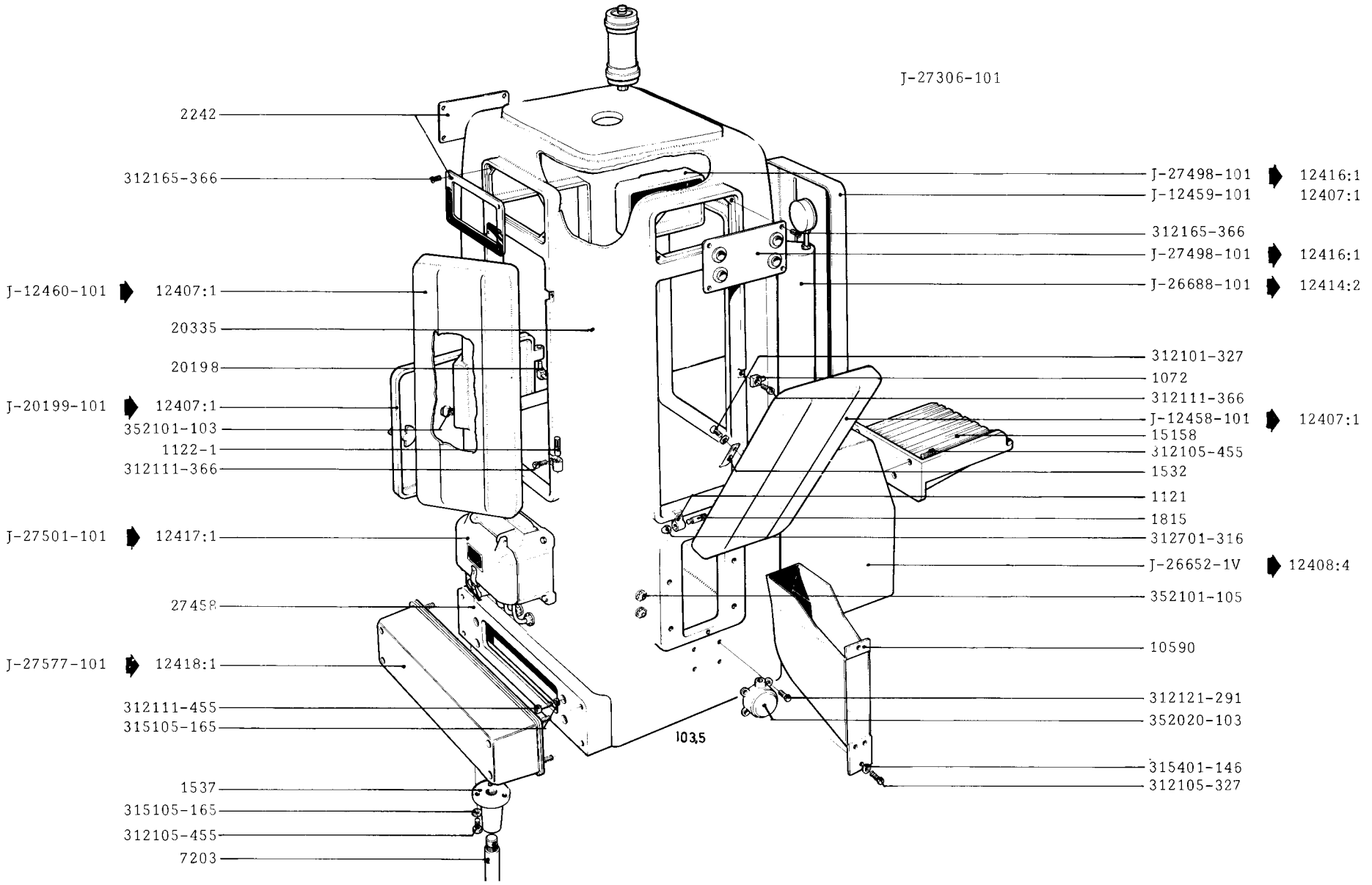

TETRA PAK SERVICE	Machine No 6300-18	Group No. 630003-(10)	Benämning / Description / Benennung / Désignation: STATIV / MACHINE BODY / MASCHINENGEHÄUSE / BATI DE LA MACHINE		Issue 1	Date 1975	Page 12401:2

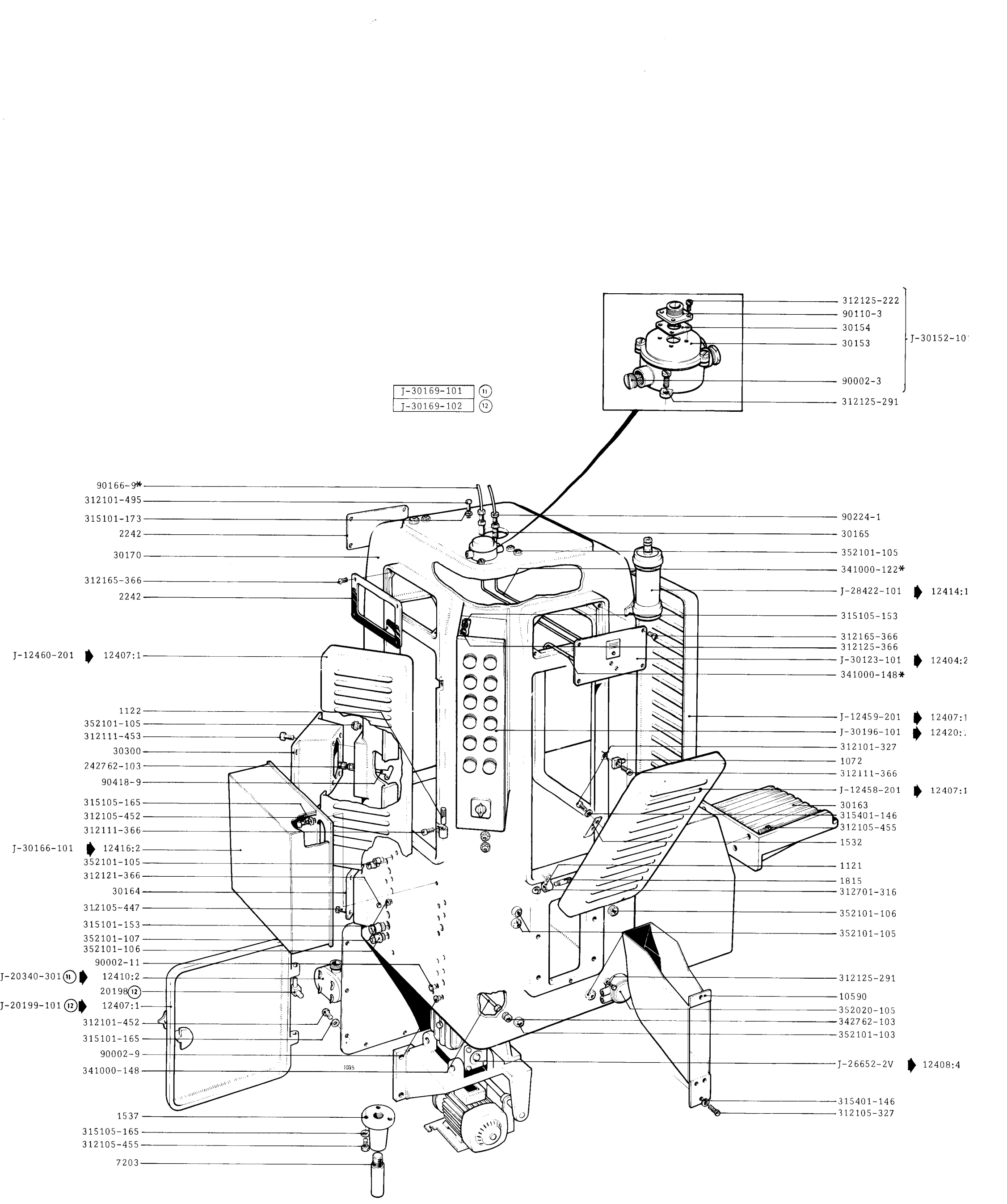

TETRA PAK SERVICE	Machine No: 6300-19/20	Group No.: 630004-(11)(12)	Benämning / Description: STATIV / MACHINE BODY	Benennung / Désignation: MASCHINENGEHÄUSE / BATI DE LA MACHINE	Issue 1 · Date 1975 · Page 12 401:3

J-20103-100	1 2 3 4 5
J-20103-201	6 7
J-20103-301	8
J-20103-401	9

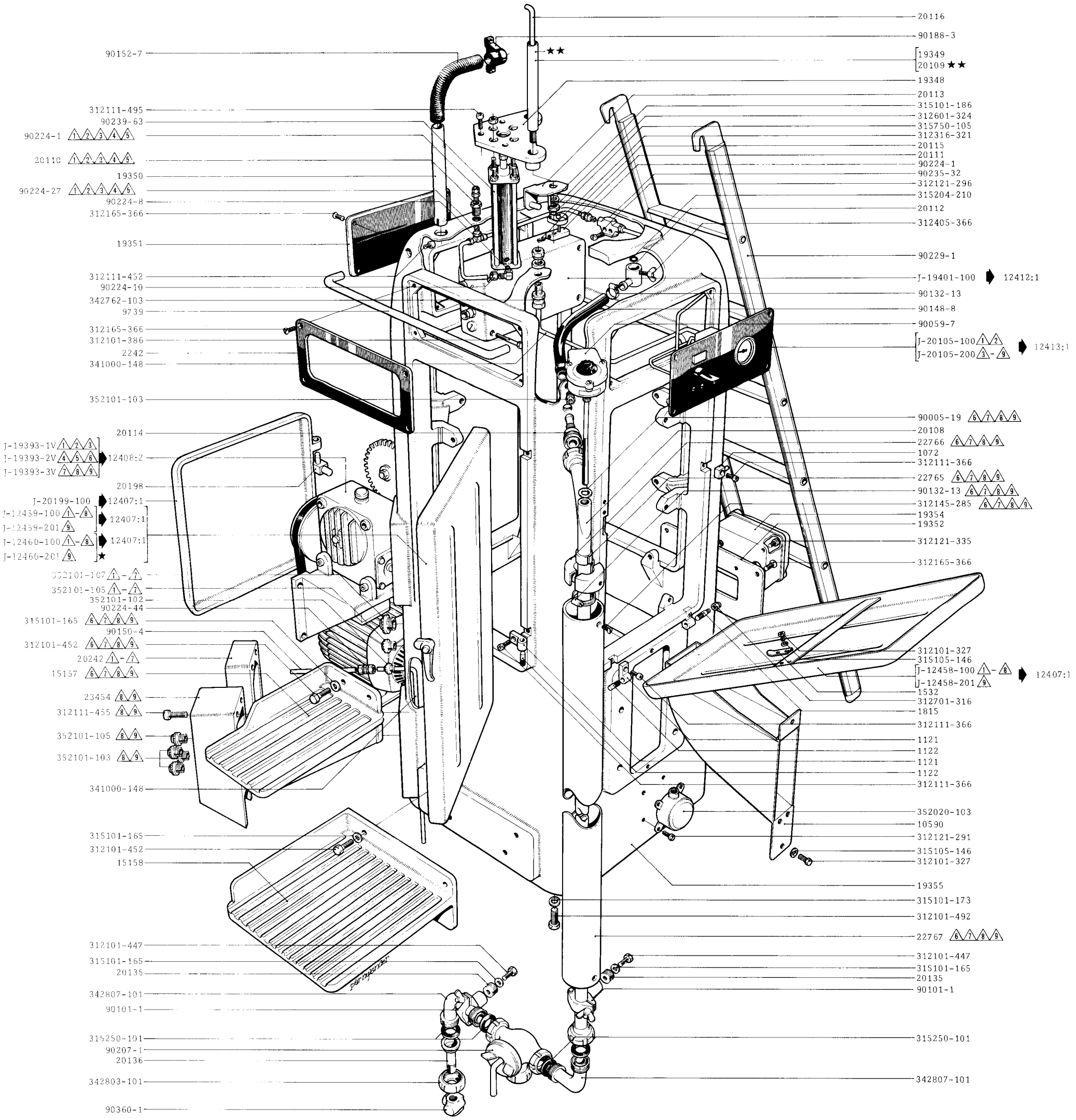

TETRA PAK SERVICE	Machine No 6330-11/12	Group No. 633004- 1 2 3 4 5 6 7 8 9	Benämning / Description / Benennung / Désignation: STATIV / MACHINE BODY / MASCHINENGEHÄUSE / BATI DE LA MACHINE		Issue 1 · Date 1968 · Page 12402:1

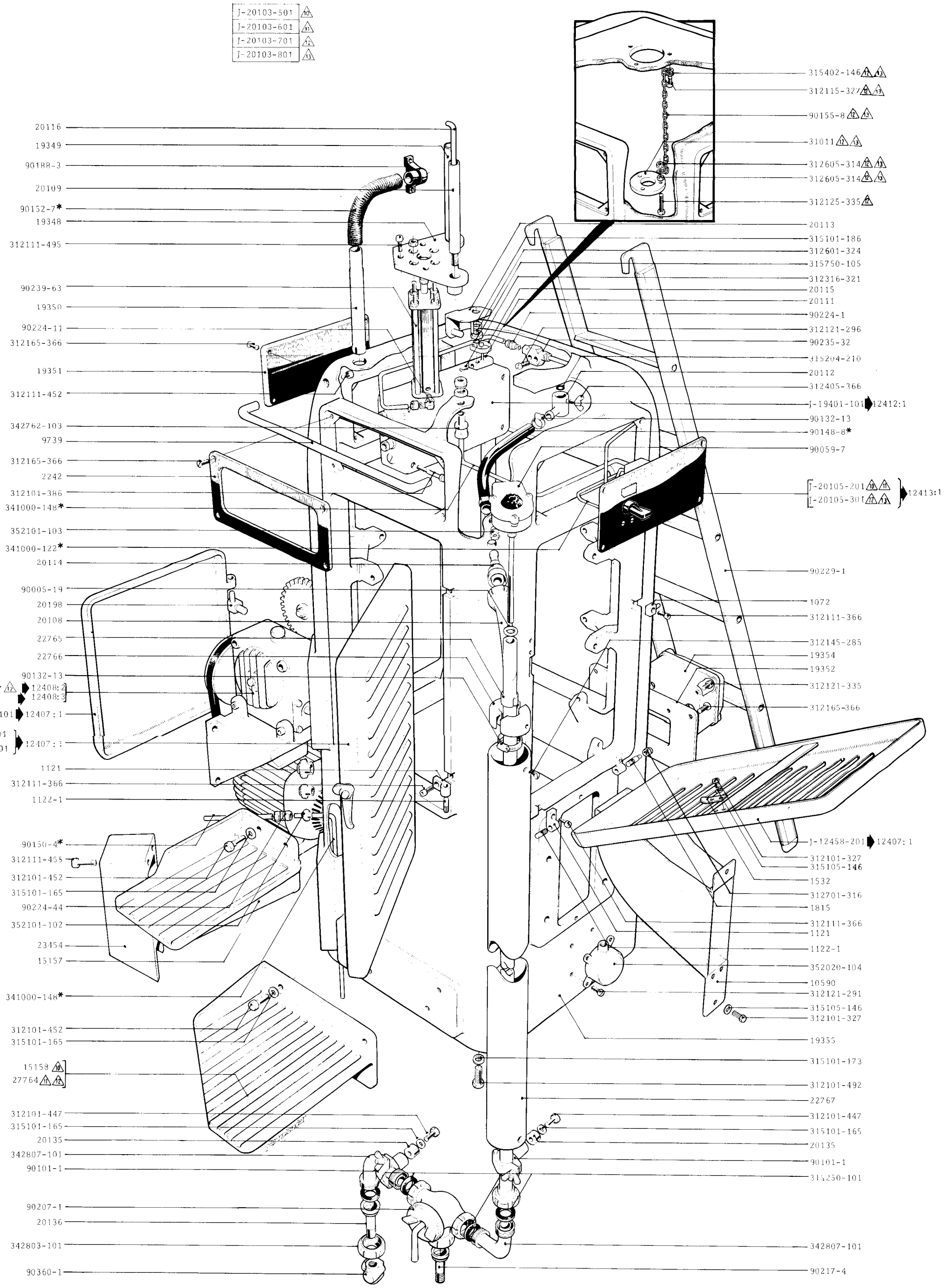

TETRA PAK SERVICE	Machine No 6330-11/12	Group No. 633004 - 10 11 12 13	Benämning / Description / Benennung / Désignation: STATIV / MACHINE BODY / MASCHIENGEHÄUSE / BATI DE LA MACHINE	Issue 2 · Date 1975 · Page 12402:2

J-20103-901

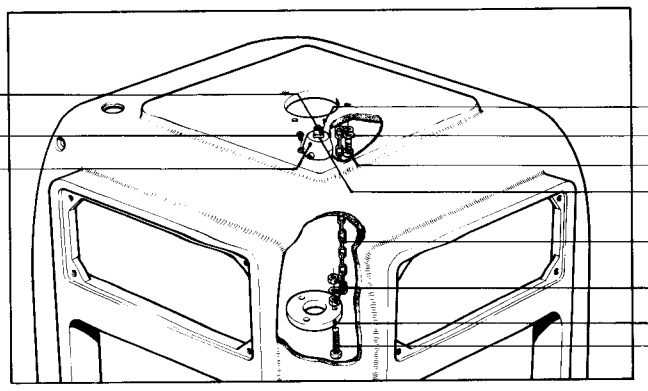

90110-3
312121-291
36046
312125-222
315402-146
312115-327
30154
90155-8
312605-314
31011
312125-335

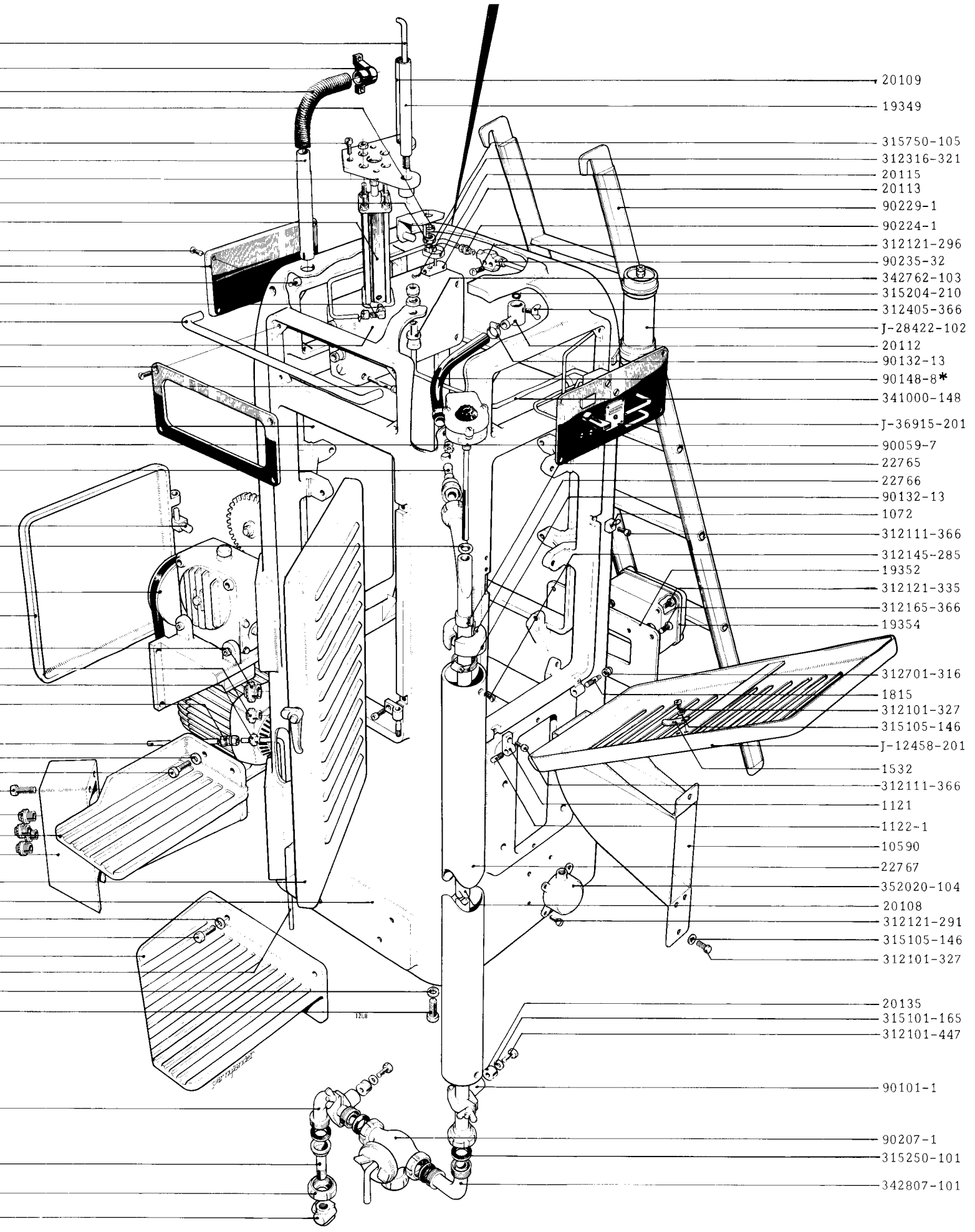

20116
90188-3
90152-7
315101-186
312111-495
19350
19348
312601-324
90239-63
312165-366
19351
312101-452
90224-11
9739
J-19401-101 12412:1
2242
312101-386
J-12459-201 12407:1
352101-103
20114
20198
90005-19
J-19393-5V 12408:3
J-20199-101 12407:1
352101-103
352101-102
90224-44
90166-13*
315101-165
312101-452
312111-455
352101-103
15157
23454
J-12460-201 12407:1
19355
315101-165
312101-452
27764
341000-122*
315101-173
312101-492
342807-101
20136
342803-101
90360-1
20109
19349
315750-105
312316-321
20115
20113
90229-1
90224-1
312121-296
90235-32
342762-103
315204-210
312405-366
J-28422-102 12414:2
20112
90132-13
90148-8*
341000-148
J-36915-201 12413:2
90059-7
22765
22766
90132-13
1072
312111-366
312145-285
19352
312121-335
312165-366
19354
312701-316
1815
312101-327
315105-146
J-12458-201 12407:1
1532
312111-366
1121
1122-1
10590
22767
352020-104
20108
312121-291
315105-146
312101-327
20135
315101-165
312101-447
90101-1
90207-1
315250-101
342807-101

TETRA PAK SERVICE	Machine No 6330-11/12	Group No. 633004-14	Benämning STATIV / Description MACHINE BODY / Benennung MASCHINENGEHÄUSE / Désignation BATI DE LA MACHINE

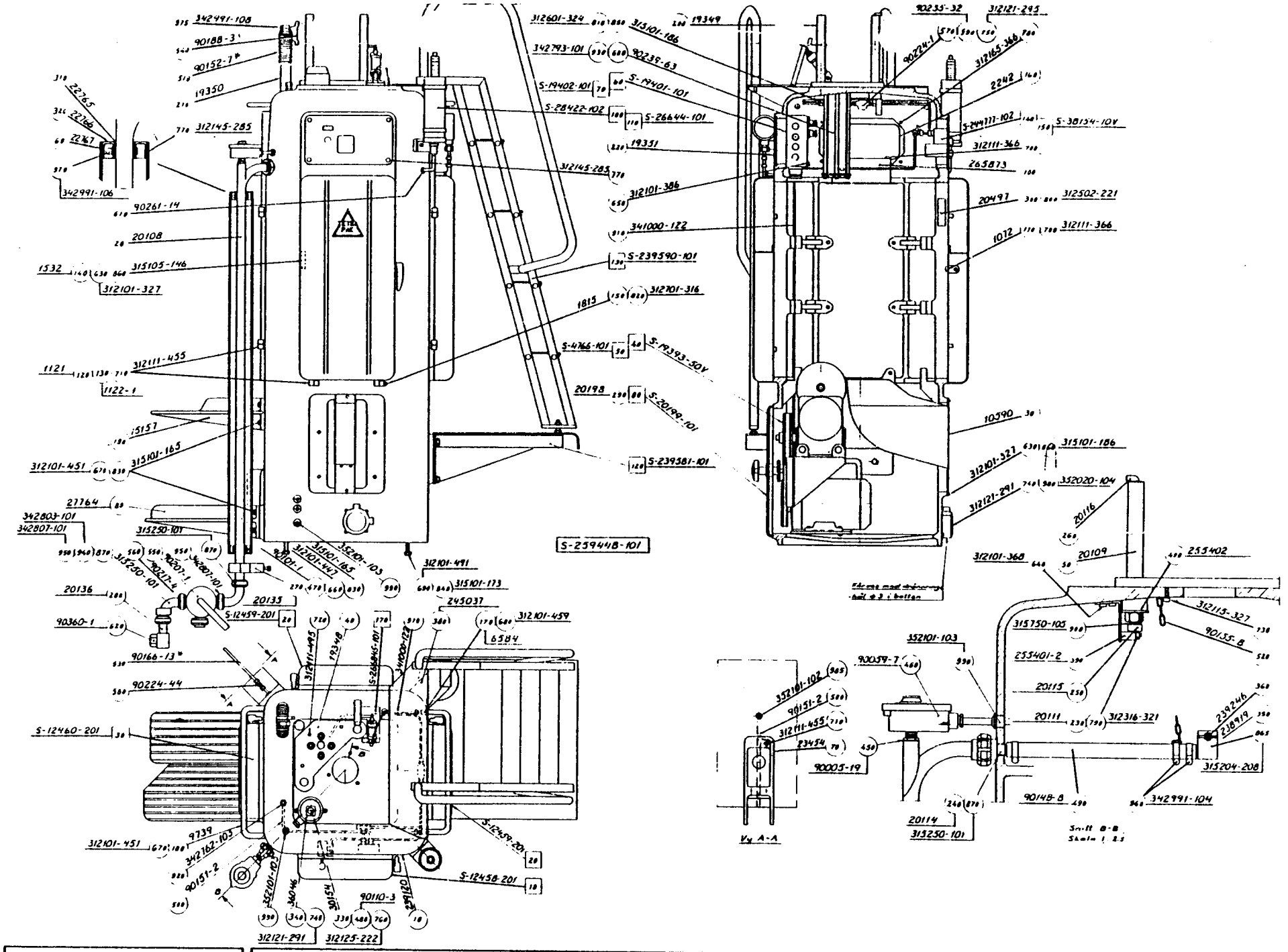

TETRA PAK SERVICE	Group No. 633004- 15	Description STATIV / MACHINE BODY / MASCHINENGEHÄUSE / BATI DE LA MACHINE		Issue 1	Date 8009
				Page	12402:4

G-11503-100

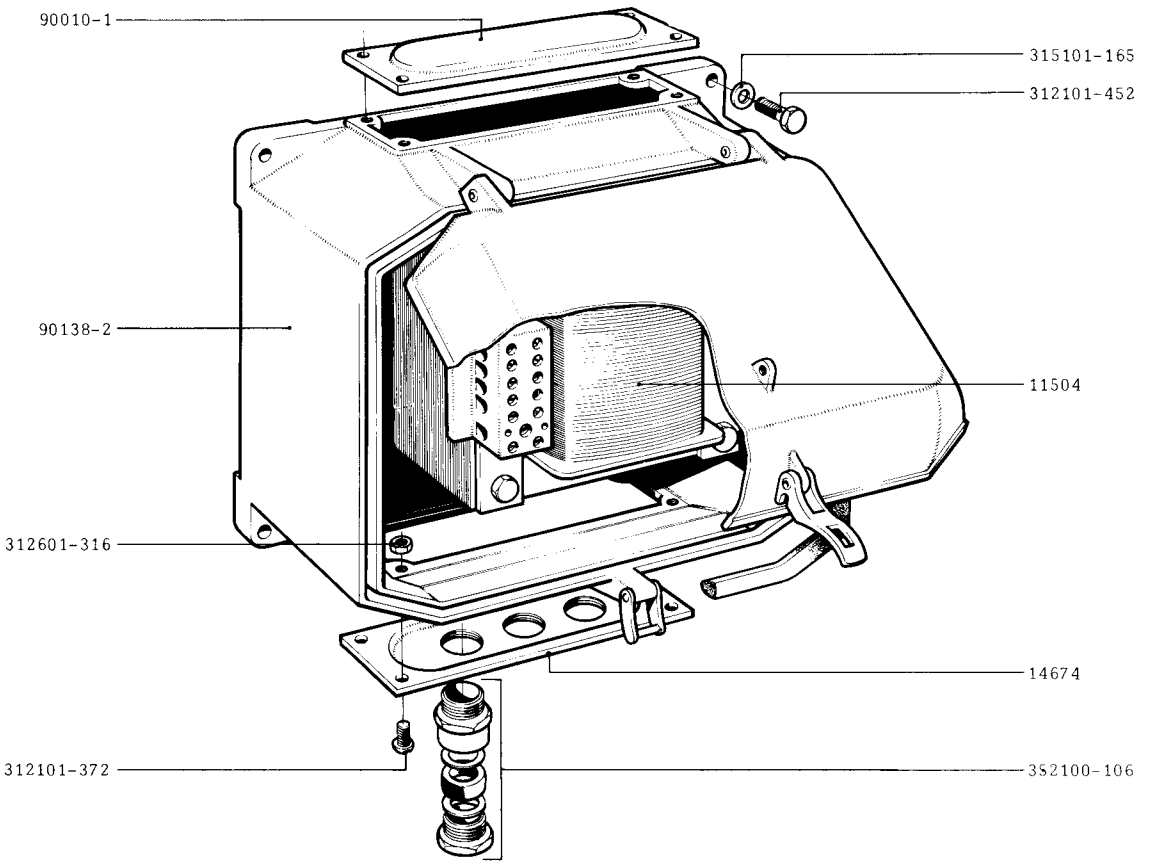

TETRA PAK SERVICE	Machine No 6300-12/13/14/15	Group No. 630004- ①②③④⑤ ⑥⑦⑧⑨	Benämning / Description TRANSFORMATOR TRANSFORMER	Benennung / Désignation TRANSFORMATOR TRANSFORMATEUR	Issue 1 · Date 1968 Page 12403:1

J-12446-100

Främre panel
Panel, front
Vordere Schalttafel
Tableau, antérieur

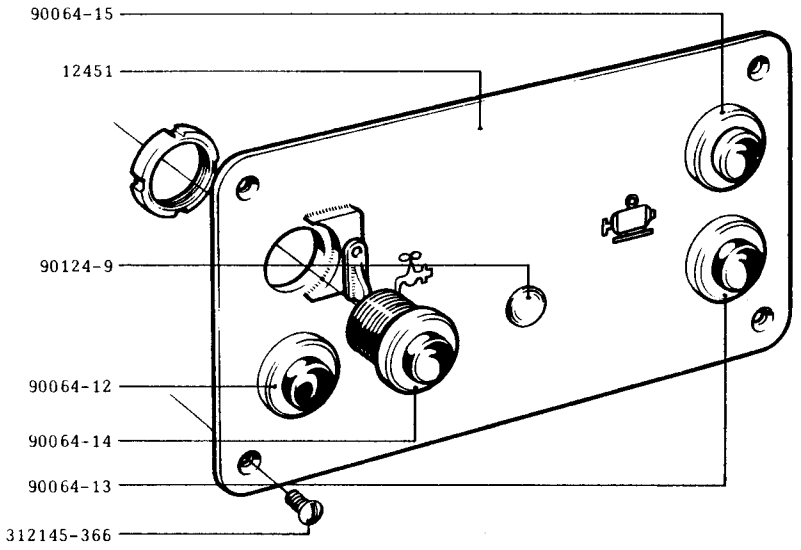

J-12447-100

Bakre panel
Panel, rear
Hintere Schalttafel
Tableau, arrière

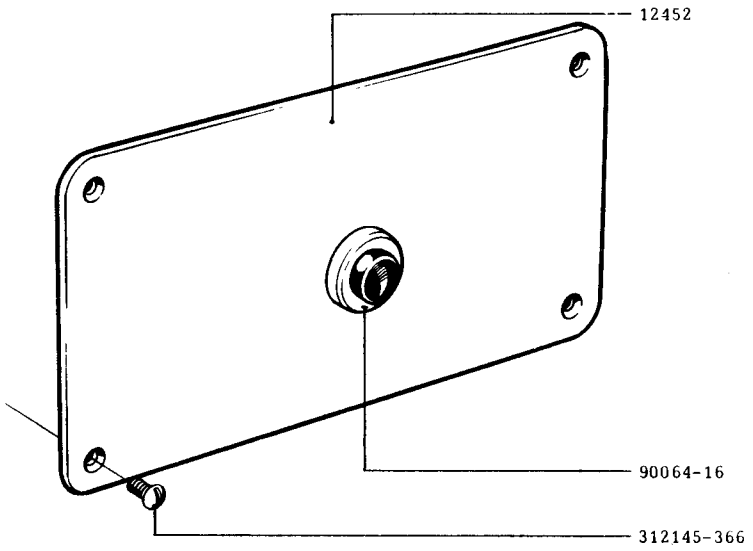

J-30123-101

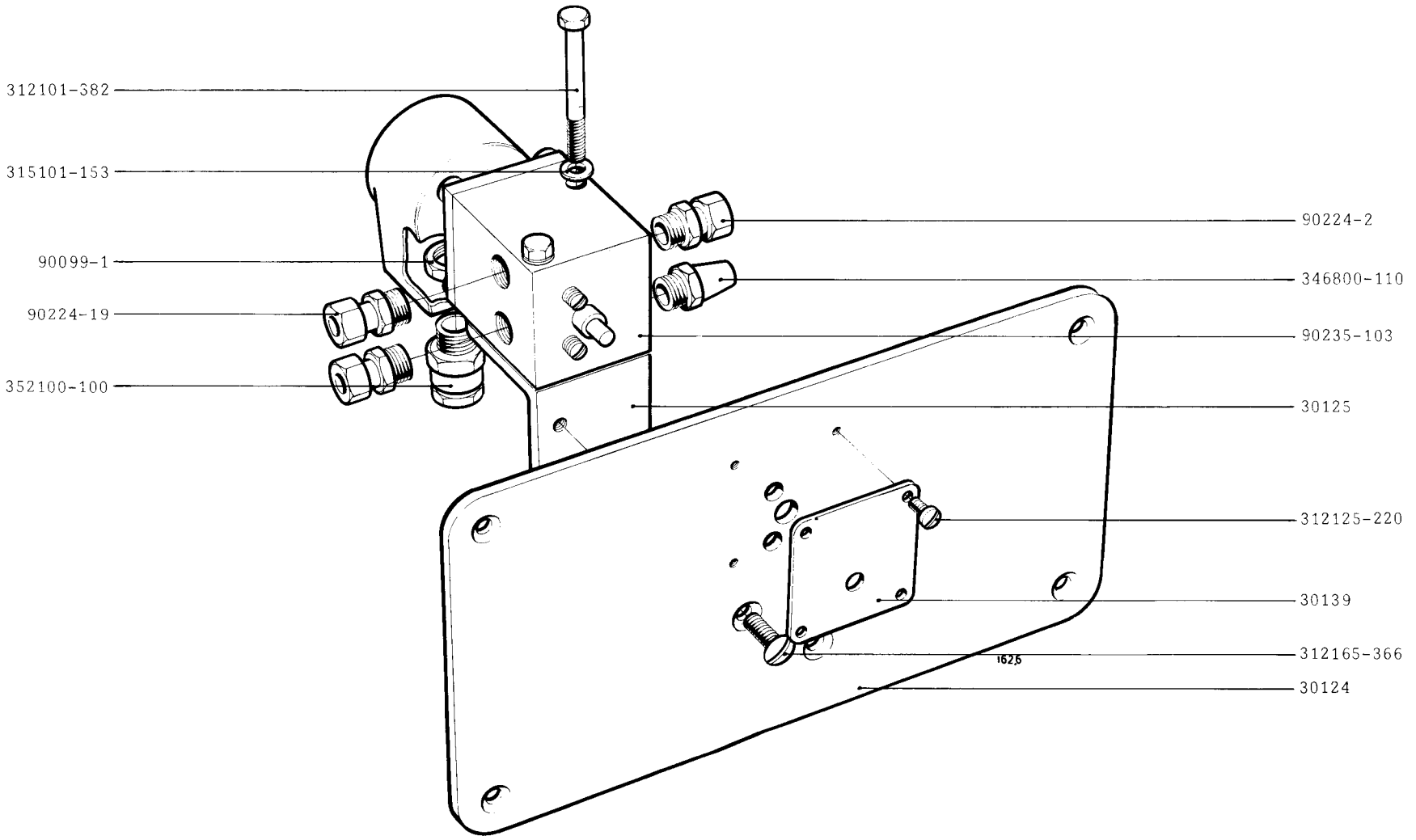

TETRA PAK SERVICE	Machine No: 6300-19/20	Group No.: 630004-(11)(12)	Benämning / Description: FRÄMRE PANEL / PANEL FACE	Benennung / Désignation: SCHALTTAFEL / TABLEAU DU BORD	Issue 1 · Date 1975 · Page 12404:2

J-12448-201	50 Hz
J-12448-202	60 Hz

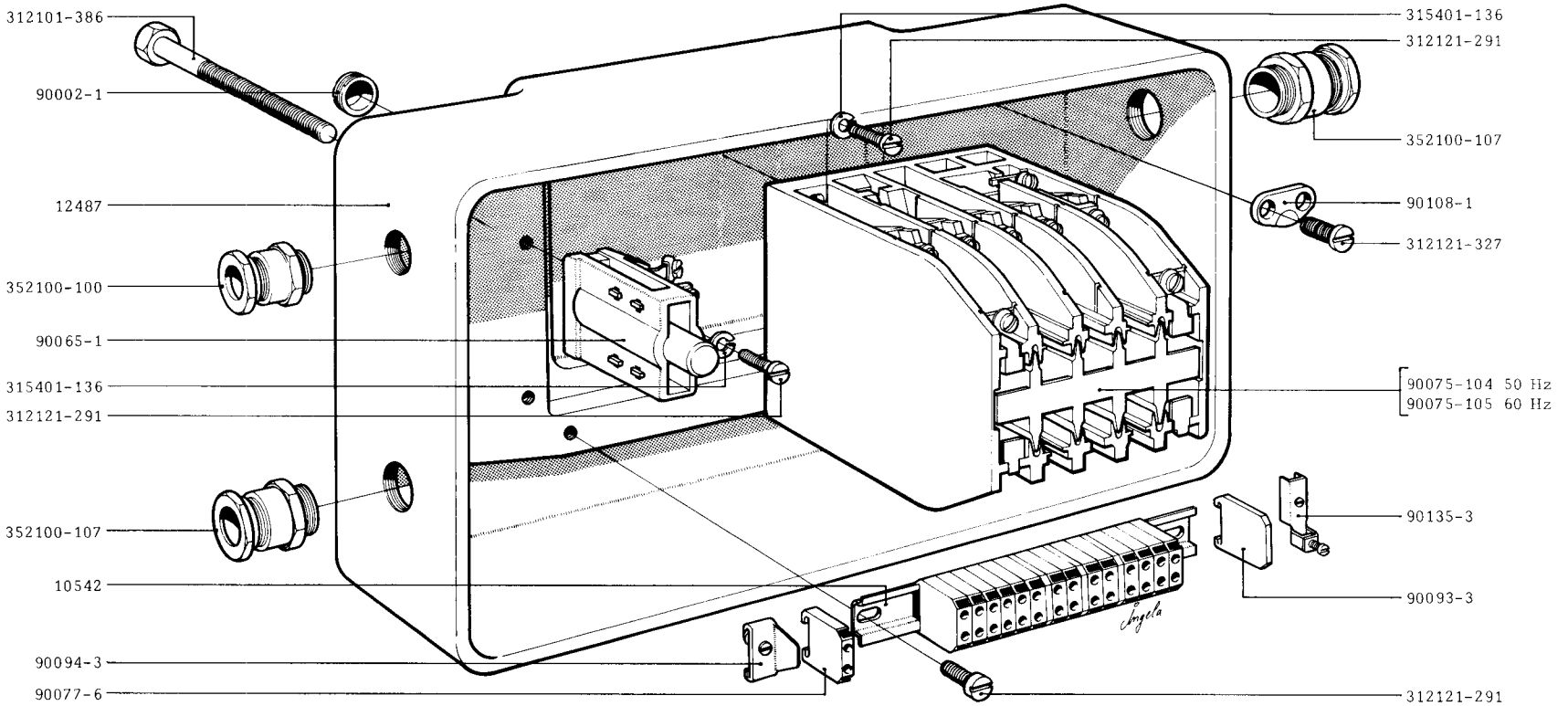

TETRA PAK SERVICE

Machine No
6300-12/13/14/15/16/17

Group No.
630004- (1)(2)(3)(4)(5) (6)(7)(8)(9)

Benämning	Description	Benennung	Désignation
FRÄMRE LÅDA		ANSCHLUSSKASTEN, vorn	
JUNCTION BOX, front		BOITE A BORNES, anterieur	

Issue 1 | Date 1968

Page 12405:1

A

J-12449-101	3 x 220 V	50 Hz	90095-12
J-12449-102	3 x 220 V	60 Hz	90095-12
J-12449-103	380/220 V	50 Hz	90095-11

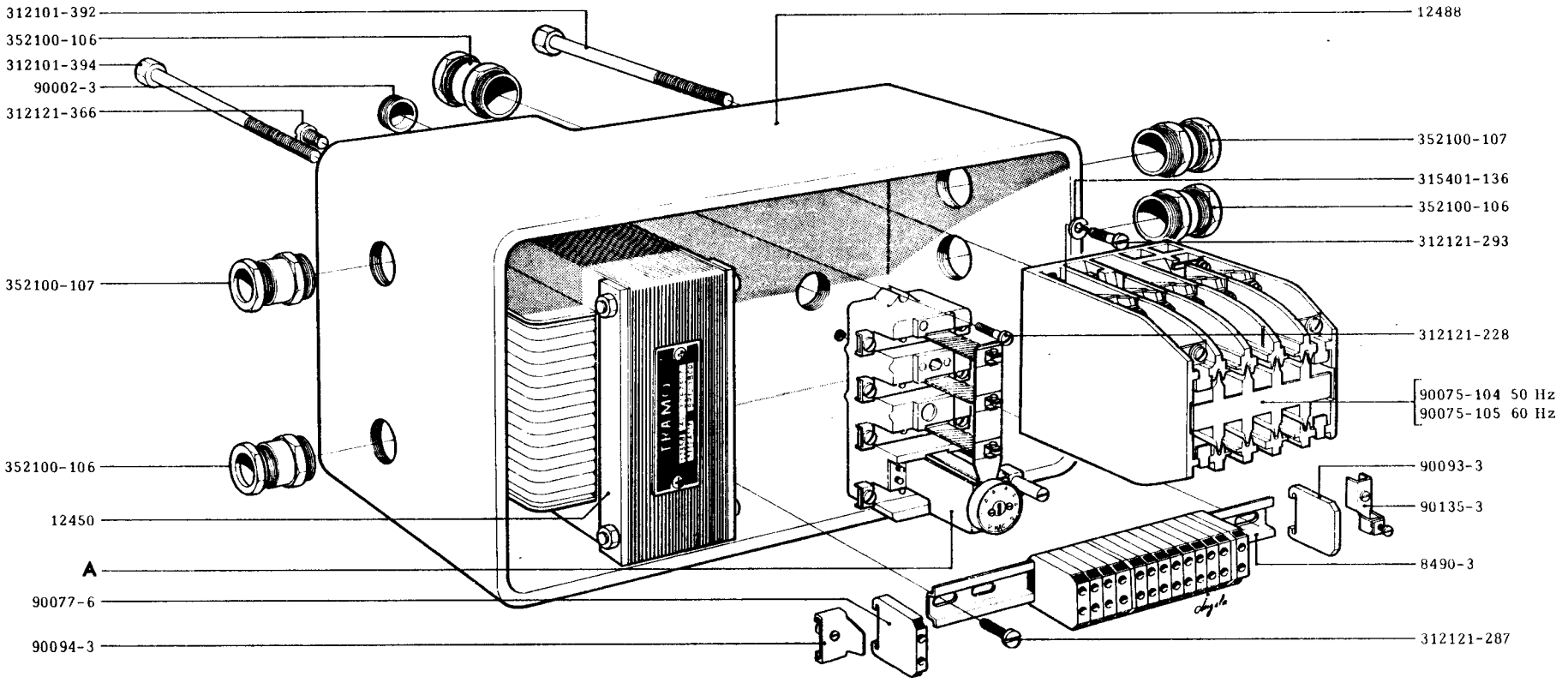

TETRA PAK SERVICE

Machine No
6300-12/13/14/15/16/17

Group No.
630004- 1 2 3 4 5 6 7 8 9

Benämning	Description	Benennung	Désignation
BAKRE LÅDA		ANSCHLUSSKASTEN, hinten	
JUNCTION BOX REAR		BOITE A BORNES, arriere	

Issue 1 | Date 1968

Page 12406:1

Vänster/Left Hand/Links/Gauge

	A	B	
J-12459-100	2245	1070	①-⑩⚠-8
J-12459-201	23986	1070	⑪-⑫9-⚠12

Höger/Right Hand/Rechts/Droite

J-12460-100	12461	12486	①-⑩⚠-8
J-12460-201	23985	12486	⑪-⑫9-⚠12

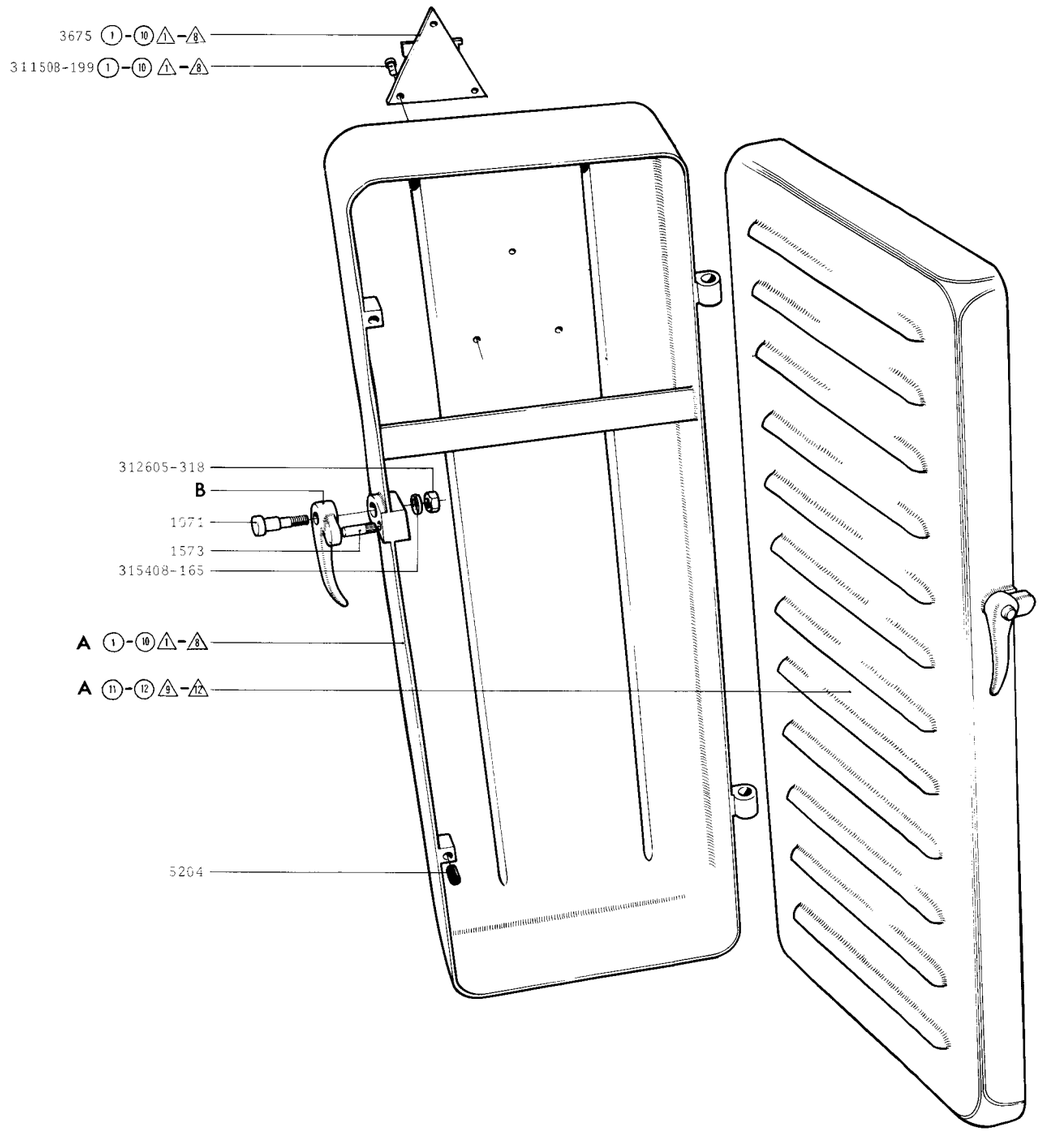

A

J-12458-100	2246	①-⑩⚠-8
J-12458-201	23970	⑪-⑫9-⚠12

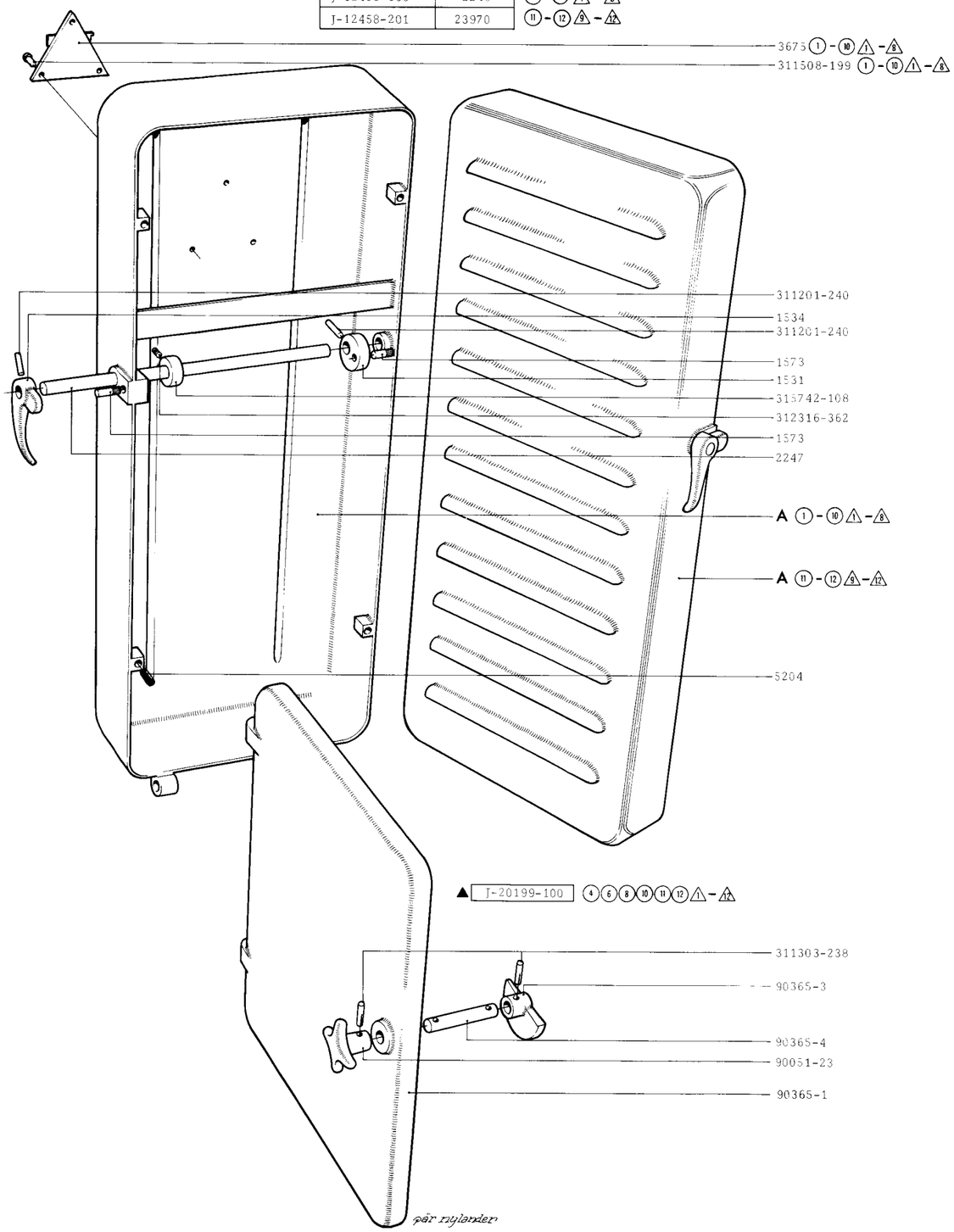

Issue 2 | Date 1972 | Page 12 407:1

Description / Designation / Benämning / Benennung: DÖRR / DOOR / TÜR / PORTE

Group No: 630004- ①-⑫ / 633004- ⚠-⚠12

Machine No: 6300-12-20 / 6330-11/12

TETRA PAK SERVICE

J-12502-201	60 Hz
J-12502-202	50 Hz

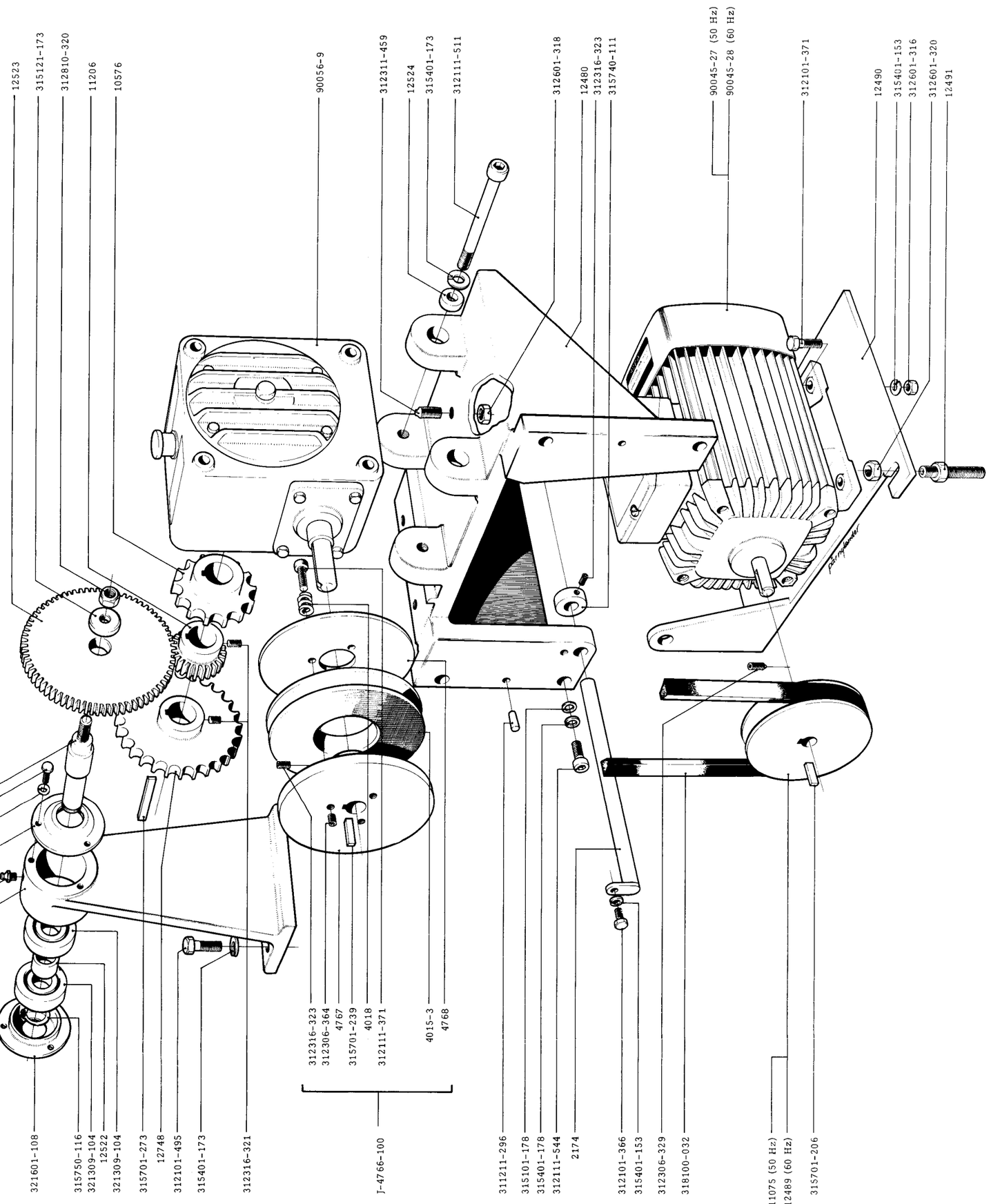

		A	B	
J-20336-101	60 Hz	20338	318100-031	②
J-20336-102	50 Hz	20337	318100-032	
J-19393-203	50 Hz	20337	318100-032	③④⑤⑥⑦
J-19393-204	60 Hz	20338	318100-031	
J-19393-303	50 Hz	20337	318100-032	⑧⑨
J-19393-304	60 Hz	20338	318100-031	

		A	B	
J-19393-101	50 Hz	325201-262	318100-030	△1△2△3
J-19393-102	60 Hz	325201-231	318100-029	
J-19393-201	50 Hz	325201-262	318100-030	△4△5△6
J-19393-202	60 Hz	325201-231	318100-029	
J-19393-301	50 Hz	325201-262	318100-030	△7△8△9
J-19393-302	60 Hz	325201-231	318100-029	

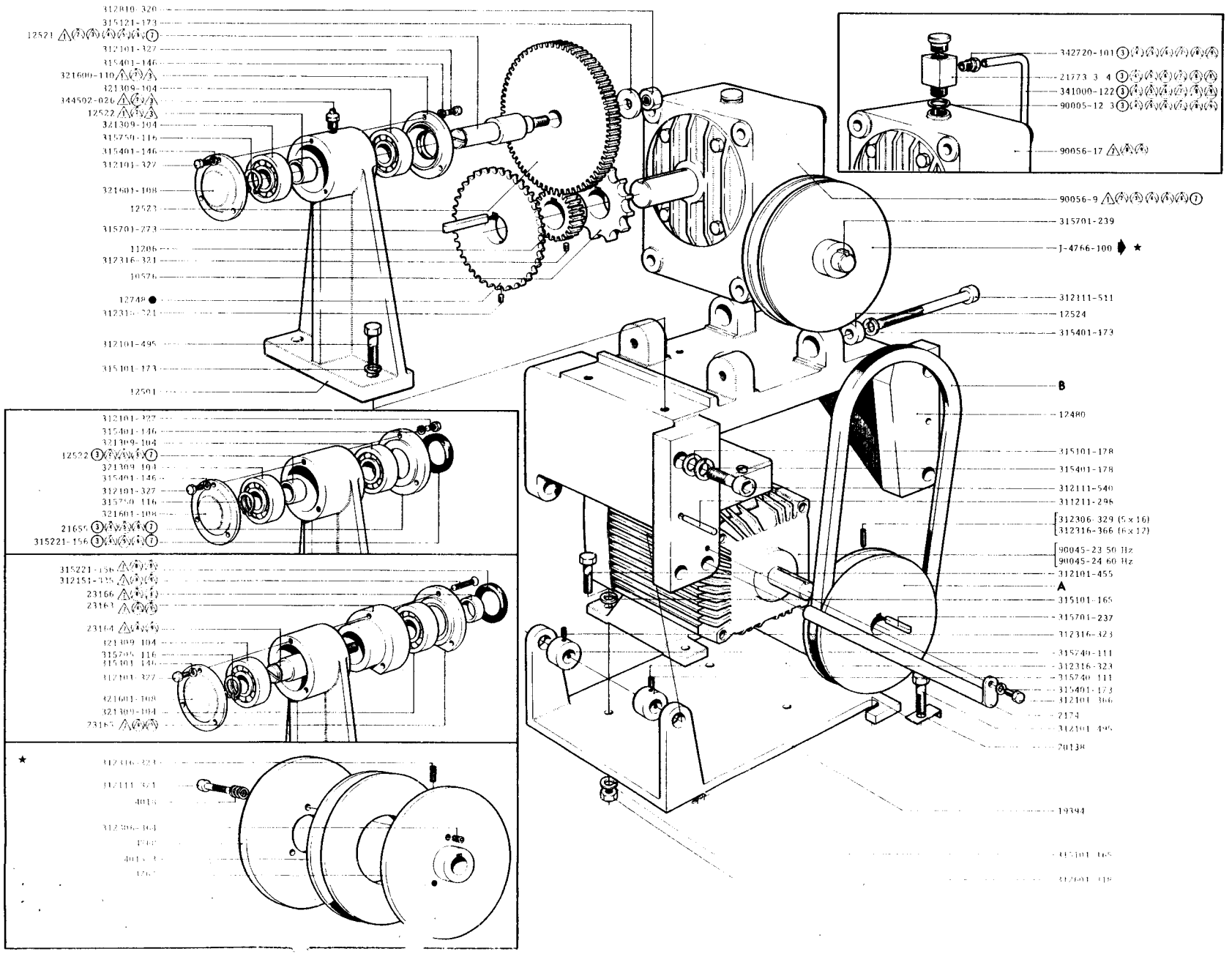

Issue 1 Date 1968

Page 12408:2

Benämning: DRIVDON
Description: MAIN DRIVE

Benennung: ANTRIEBSTEIL
Designation: ENSEMBLE ENTRAINEMENT

Group No. 630004- ②③④⑤⑥ ⑦⑧⑨ 633004- △1△2△3△4△5 △6△7△8△9

Machine No 6300-14/15/16/17 6330-11/12

TETRA PAK SERVICE

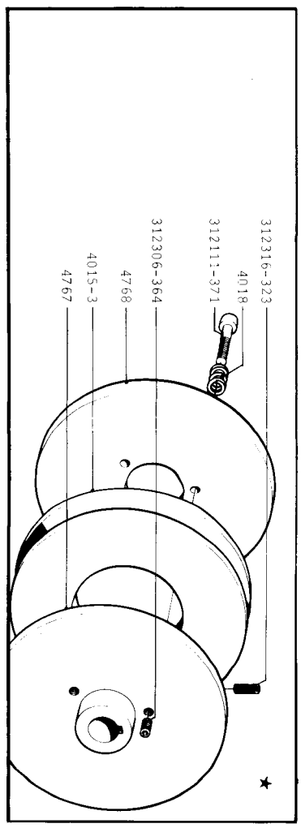

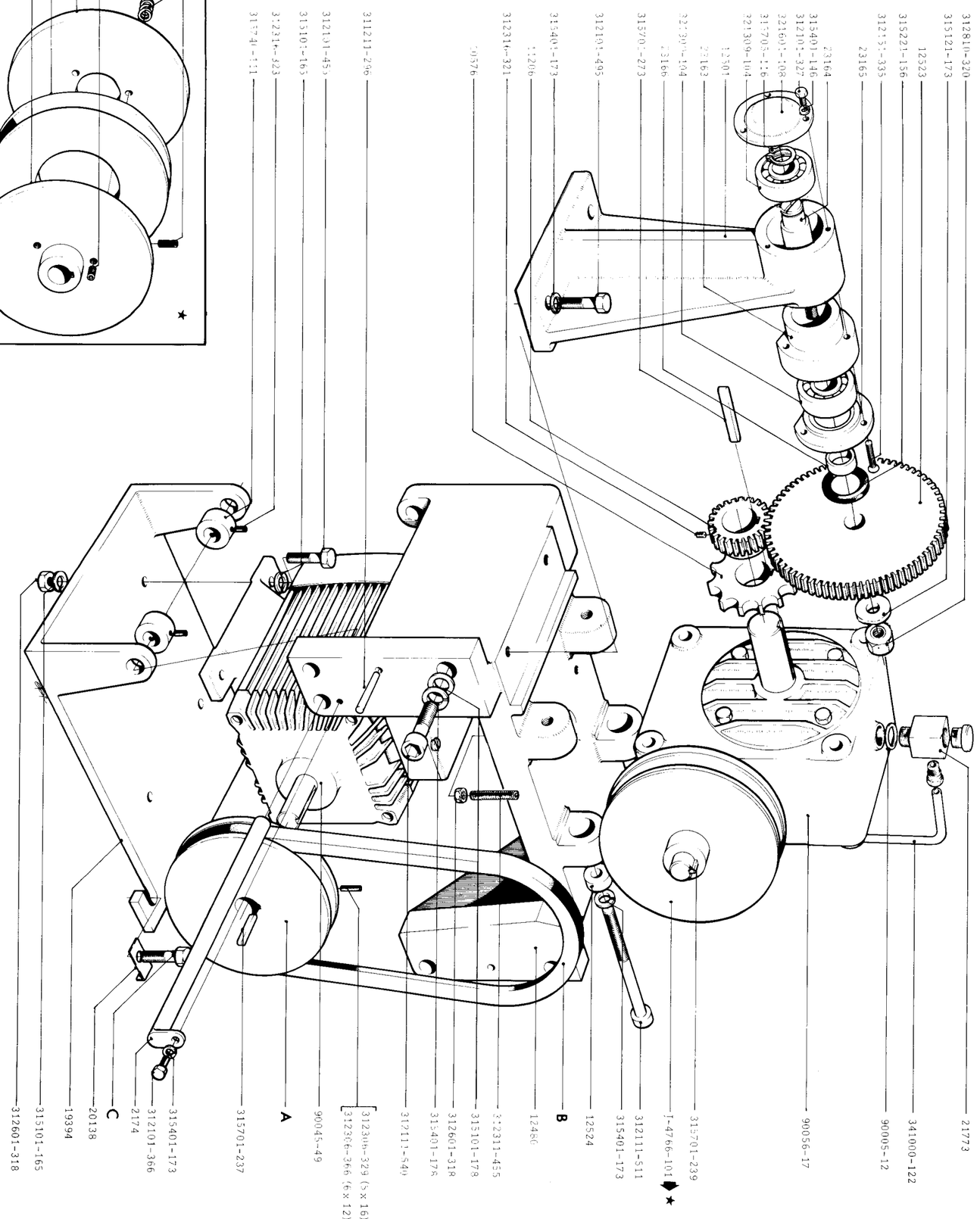

	A	B	C
J-19393-401	50 Hz	325201-262	318100-030	312101-495
J-19393-402	60 Hz	325201-231	318100-029	312101-495
J-19393-501	50 Hz	20337	318100-032	312101-499
J-19393-502	60 Hz	20338	318100-031	312101-495

A10 → A12

A13 A14

TETRA PAK SERVICE	Machine No 6330-11/12	Group No. 633004-A10 → A14	Benämning / Description: DRIVDON / MAIN DRIVE	Benennung / Désignation: ANTRIEBSTEIL / ENSEMBLE ENTRAINEMENT	Issue 2	Date 1975
					Page 12408:3	

		A	B	C	D	E	
J-26652-101	220V	26664	26669	26666		90045-47	(10)
J-26652-102	380V	26664	26669	26666	26663	90045-46	(10)
J-26652-201	220V	30162	30161	30160		90045-47	(11)
J-26652-202	380V	30162	30161	30160	26663	90045-46	(12)

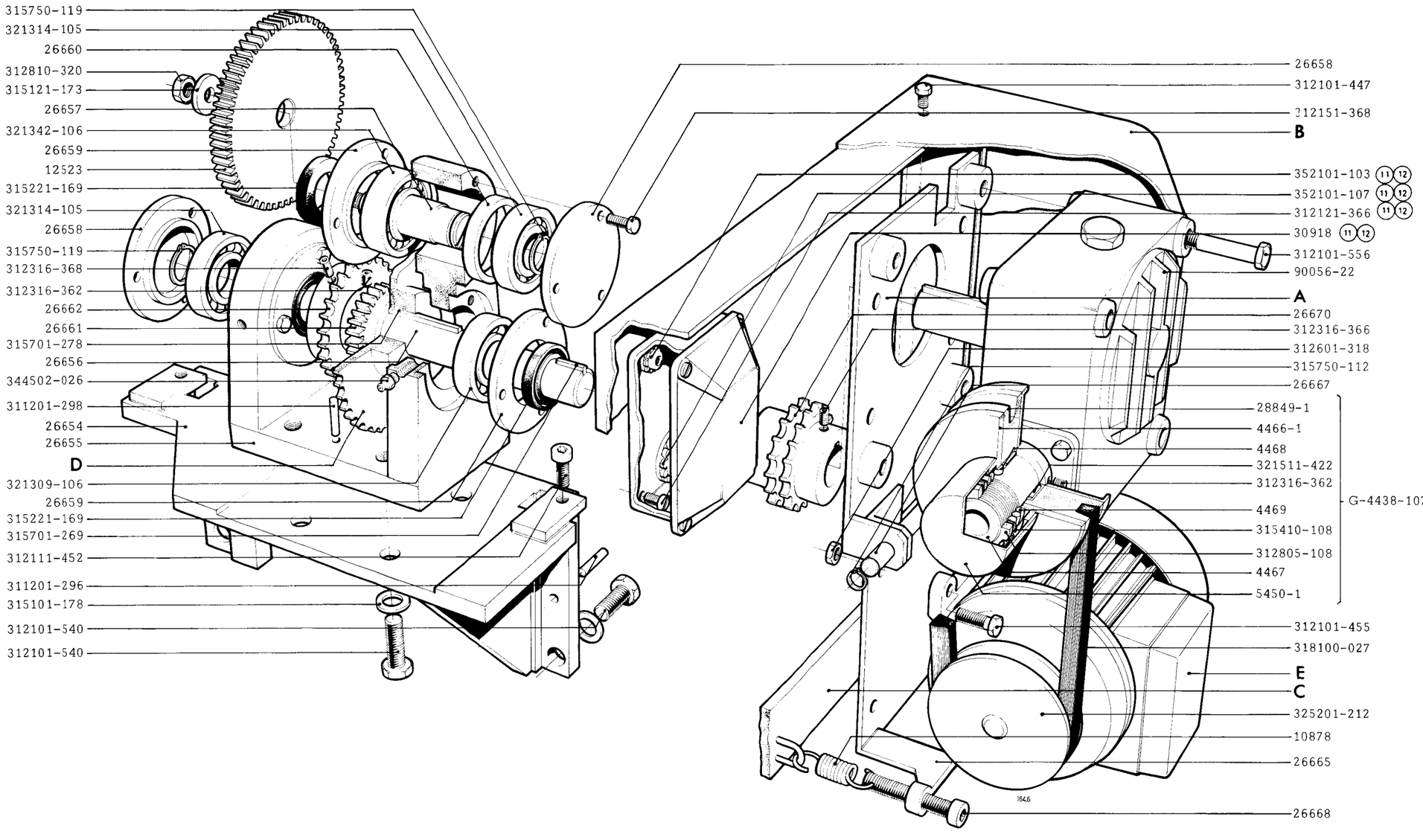

Issue 1 Date 1975

Page 12 408:4

Description Benämning ANTRIEBSTEIL ENSEMBLE ENTRAINEMENT Designation

Benämning DRIVDON MAIN DRIVE

Group No. 630004-(10) → (12)

Machine No 6300-18/19/20

TETRA PAK SERVICE

J-12506-100

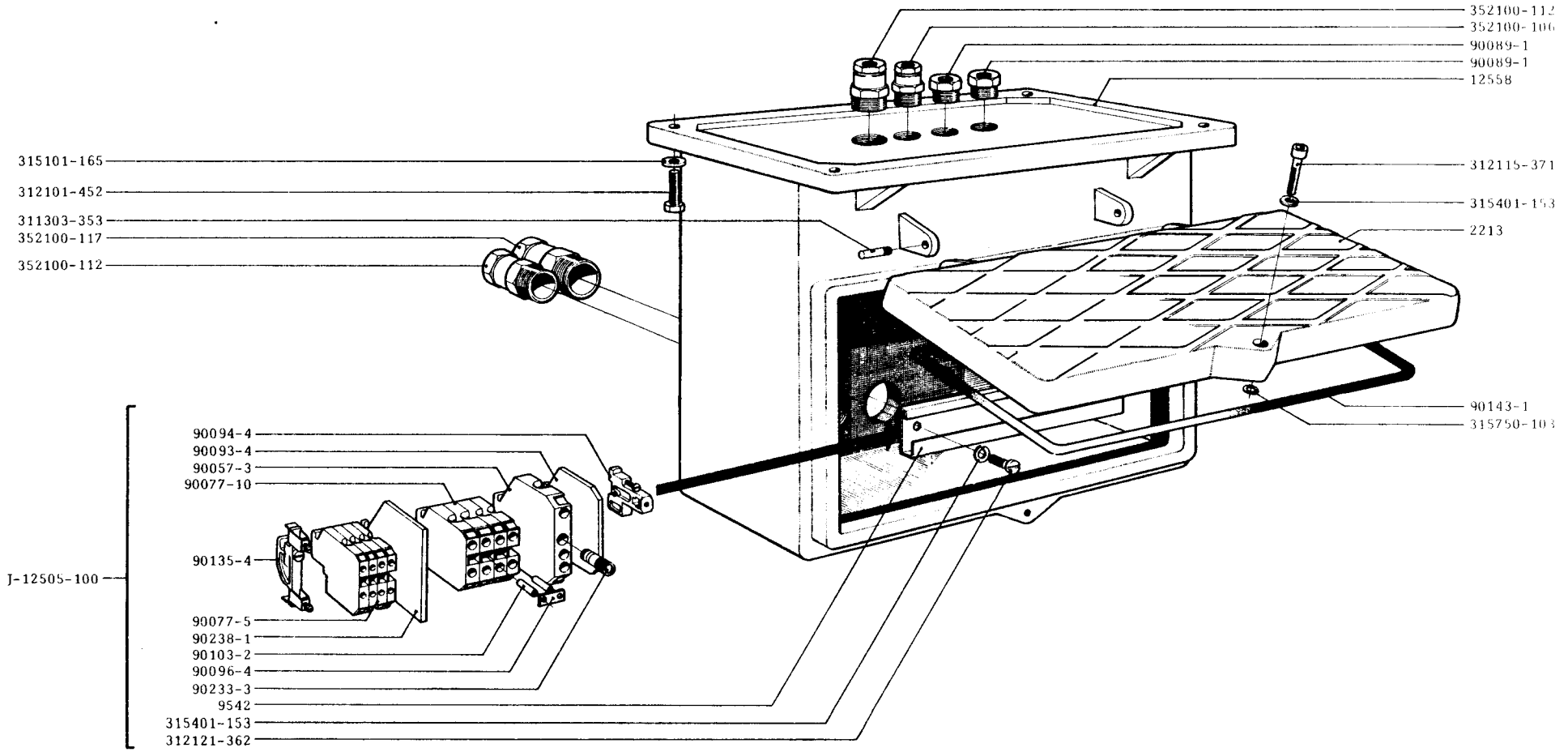

TETRA PAK SERVICE	Machine No: 6300-12/13/14/15/16/17	Group No.: 630004- ①②③④⑤ ⑥⑦⑧⑨	Benämning: SÄKRINGSLÅDA Description: SUPPRESSOR BOX Benennung: SICHERUNGSKASTEN Désignation: BOITE		Issue 1	Date 1968	Page 12:409:1

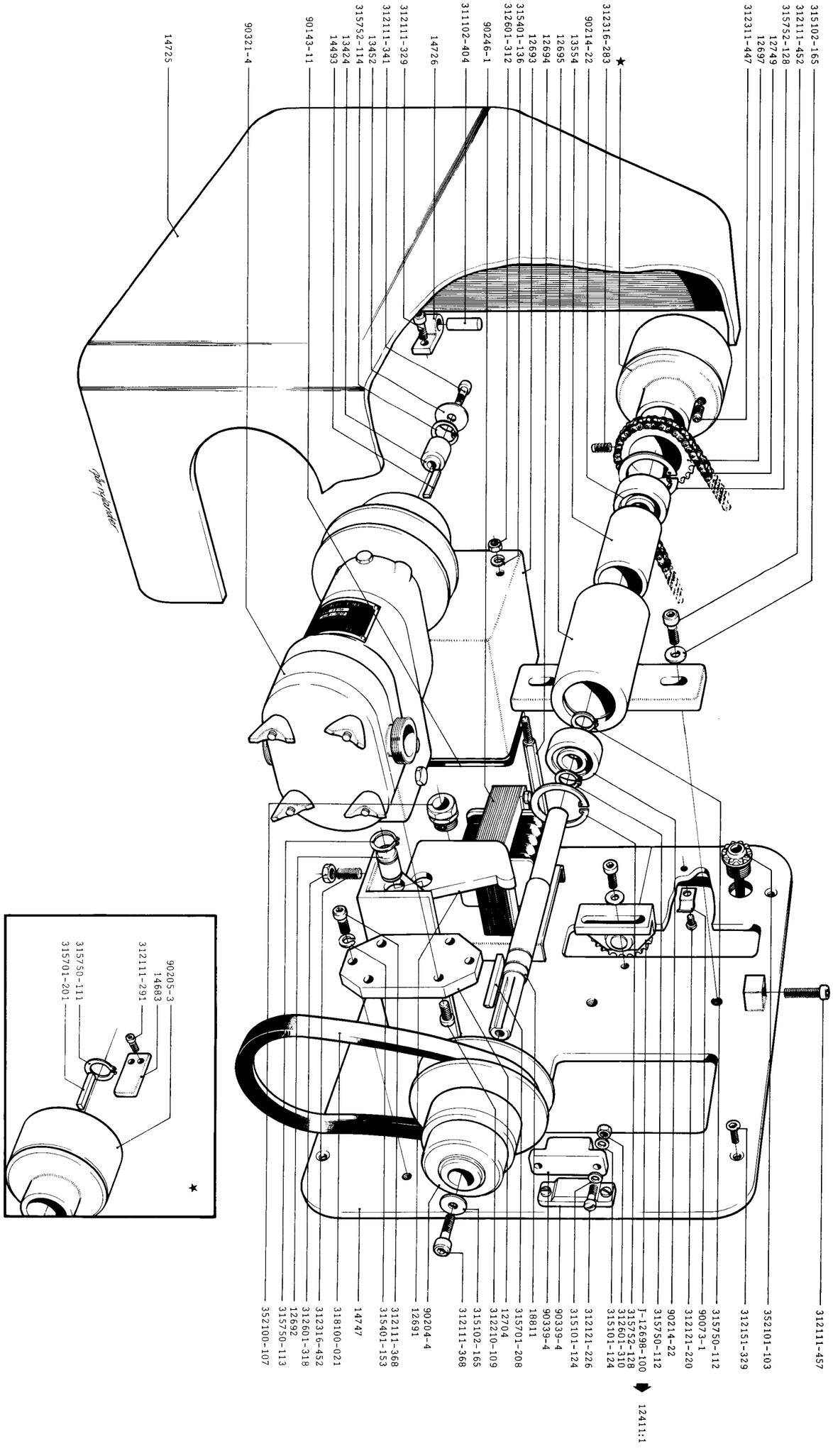

J-12688-300

TETRA PAK SERVICE	Machine No 6300-12/13	Group No. 630004- ①	Benämning / Description DOSERINGSENHET / DOSING UNIT	Benennung / Désignation DOSIERUNGSTEIL / ENSEMBLES DE DOSES		Issue 1	Date 1968
						Page	12410:1

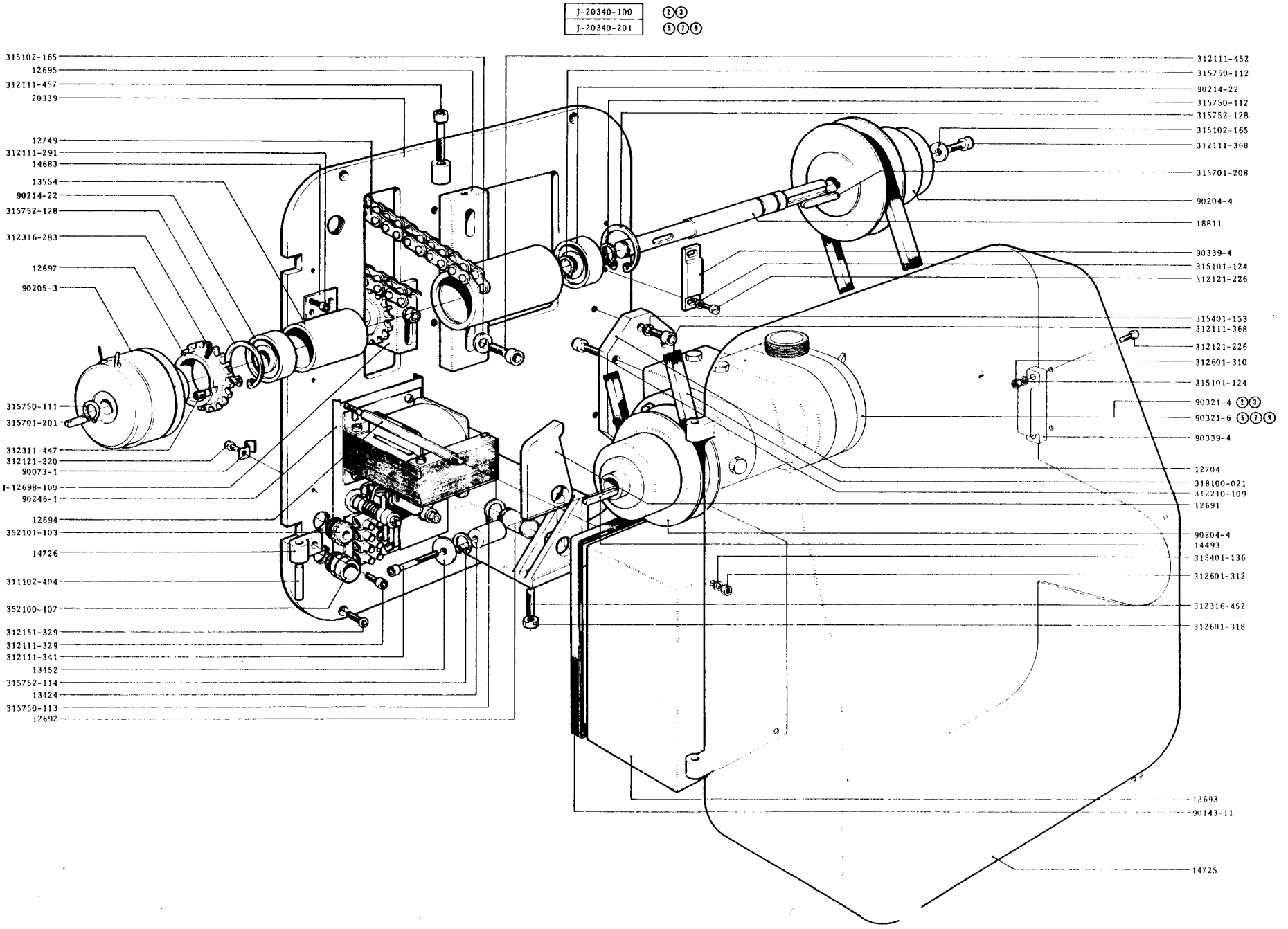

Issue	1	Date	1968
Page	12 410:2		

Benämning	Description	Benennung	Designation
DOSERINGSENHET	DOSING UNIT	DOSIERUNGSTEIL	ENSEMBLES DE DOSES

Group No. 630004- ②③⑤⑦⑨

Machine No 6300-14/15/16

TETRA PAK SERVICE

J-12698-10

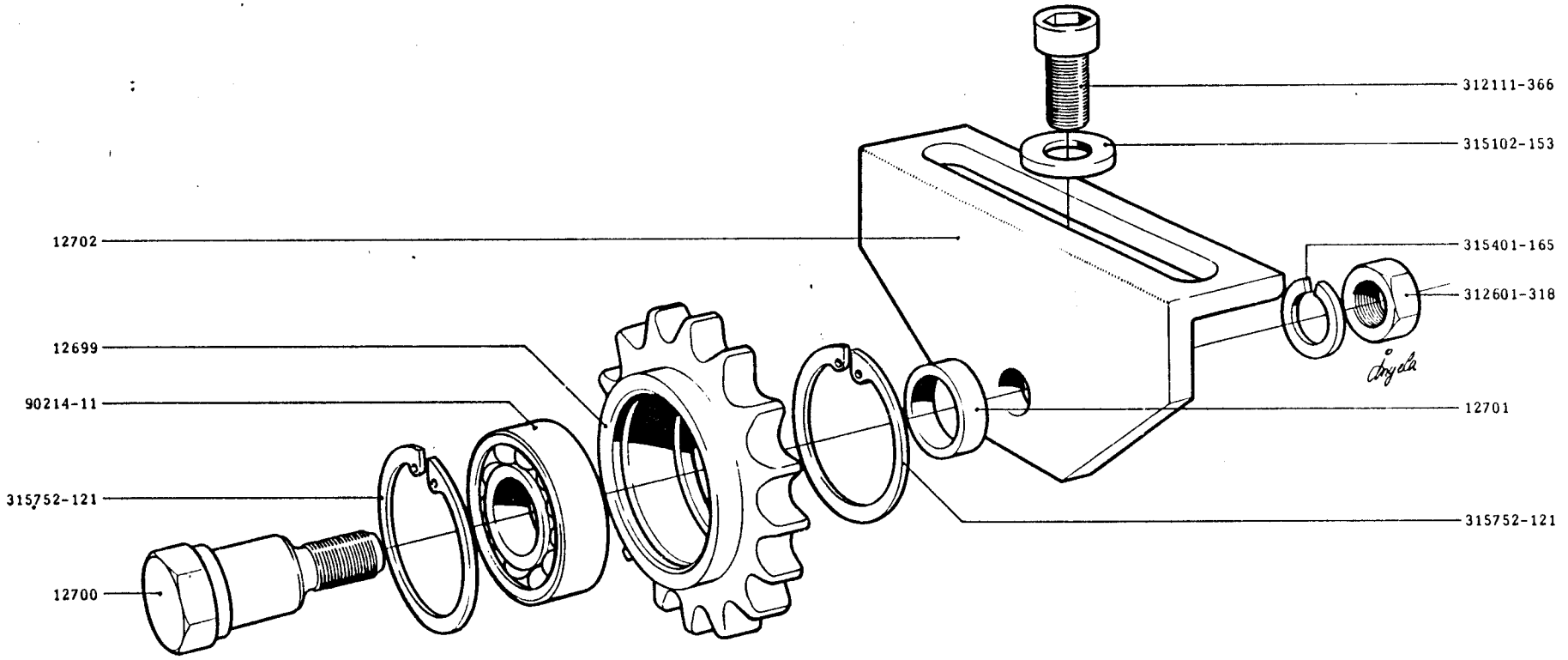

TETRA PAK SERVICE

Machine No
6300-12/13/14/15/16/19

Group No.
630004- 1 2 3 5 7 9 11

Benämning	Description	Benennung	Désignation
KEDJESPÄNNARE		KETTENSPANNER	
CHAIN TENSIONER		TENDEUR CHAINE	

Issue 1 | Date 1968

Page 12411:1

J-19401-101

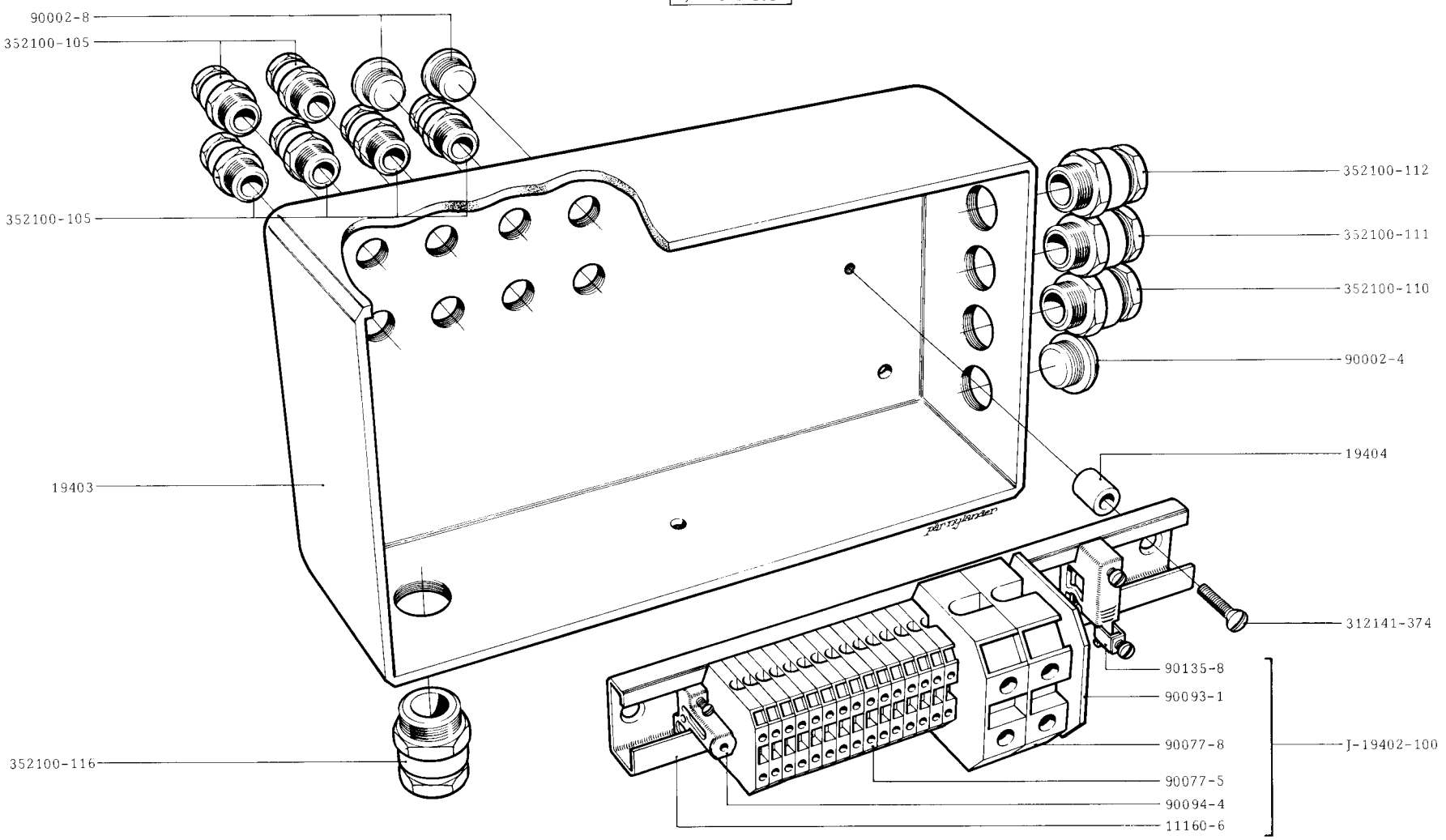

TETRA PAK SERVICE	Machine No 6330-11/12	Group No. 633004- 1 2 3 4 5 6 7 8 9 10 11 12	Benämning / Description: KOPPLINGSLÅDA / JUNCTION BOX	Benennung / Désignation: ANSCHLUSSKASTEN / BOITE A BORNES	Issue 2 · Date 1972 · Page 12412:1

J-20105-101	1 2
J-20105-201	3 - 11
J-20105-301	12

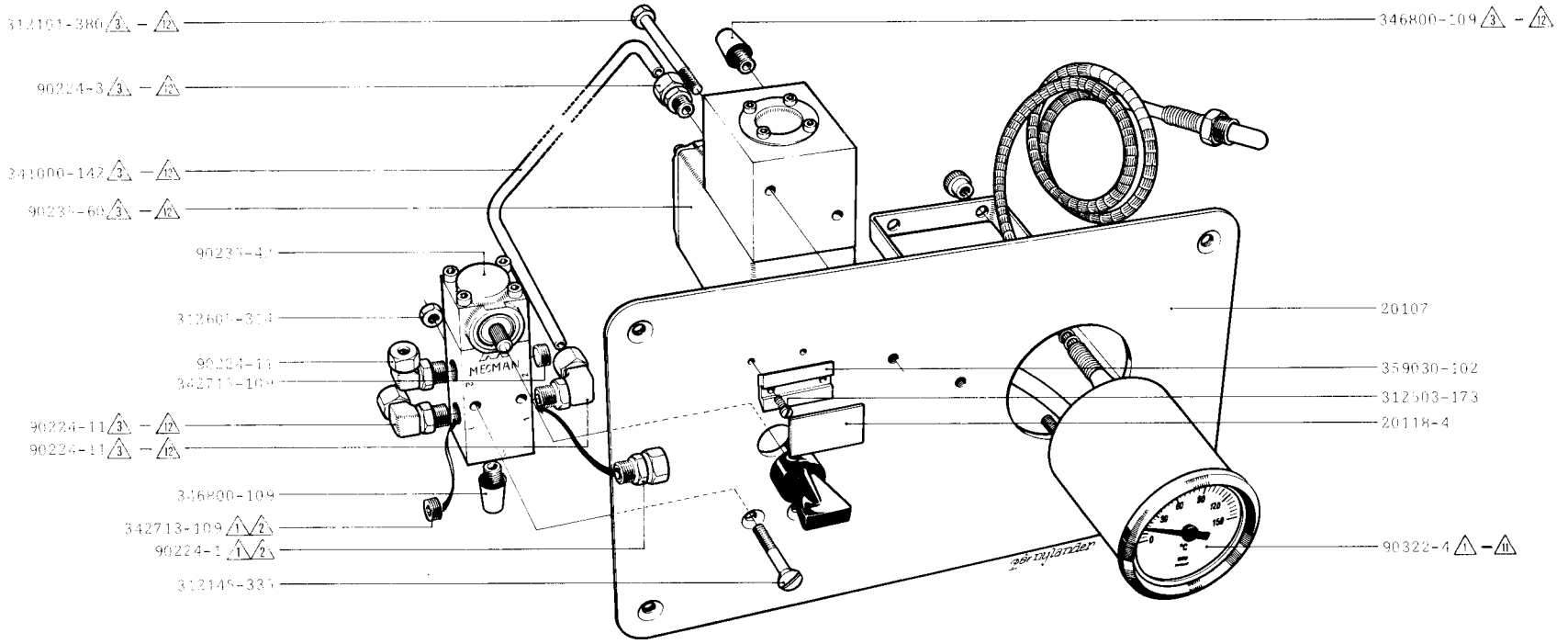

TETRA PAK SERVICE	Machine No	Group No.	Benämning	Description	Benennung	Désignation	Issue 2	Date 1972
	6330-11/12	633004- 1 2 3 4 5 6 7 8 9 10 11 12	PANEL PANEL		SCHALTTAFEL TABLEAU		Page 12 413:1	

S-36915-201

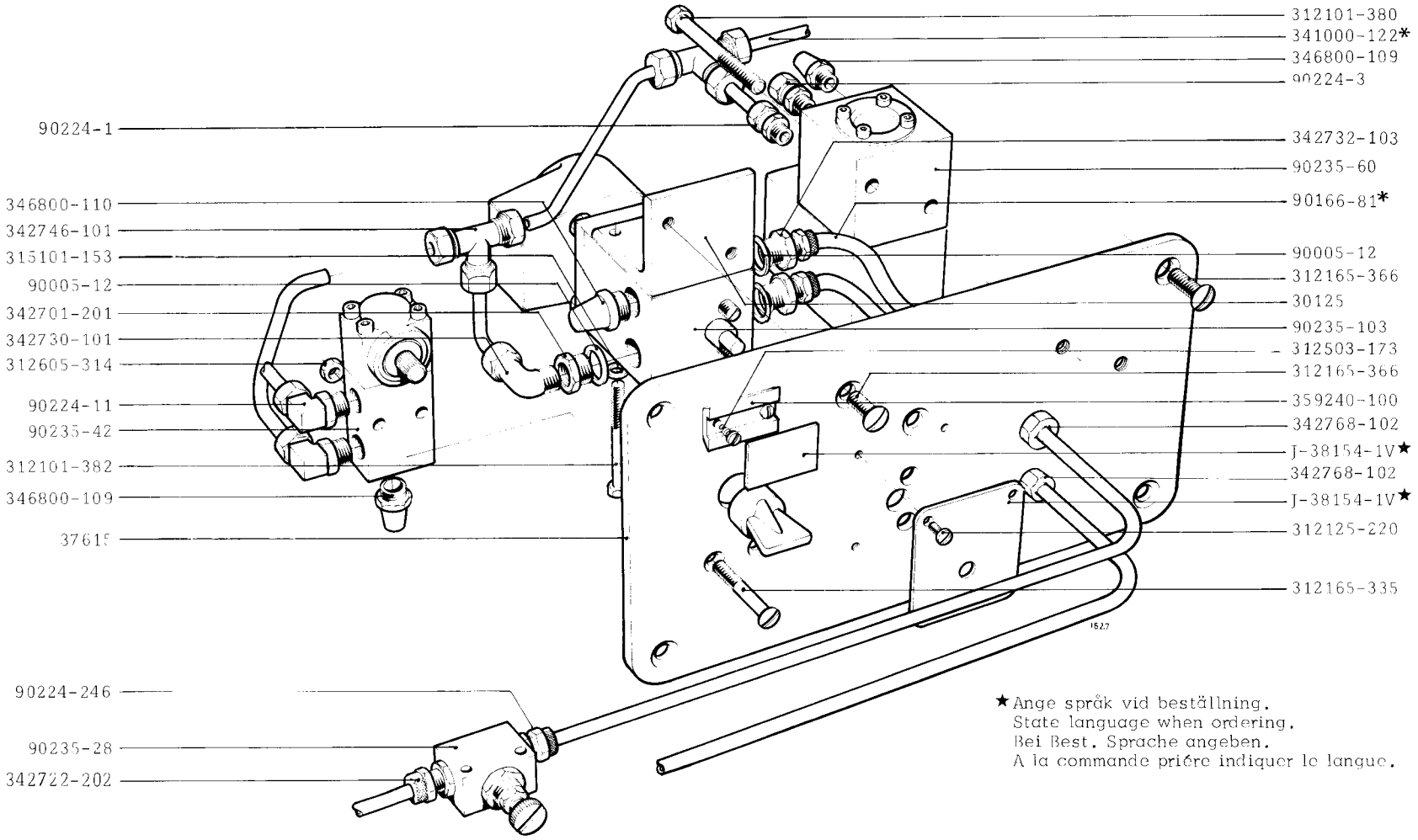

★Ange språk vid beställning.
State language when ordering.
Bei Best. Sprache angeben.
A la commande prière indiquer la langue.

TETRA PAK SERVICE	Machine No 6330-11/12	Group No. 633004-14	Benämning / Description / Benennung / Désignation PANEL / SCHALTTAFEL PANEL / TABLEAU		Issue 2 Date 1980 Page 12 413:2

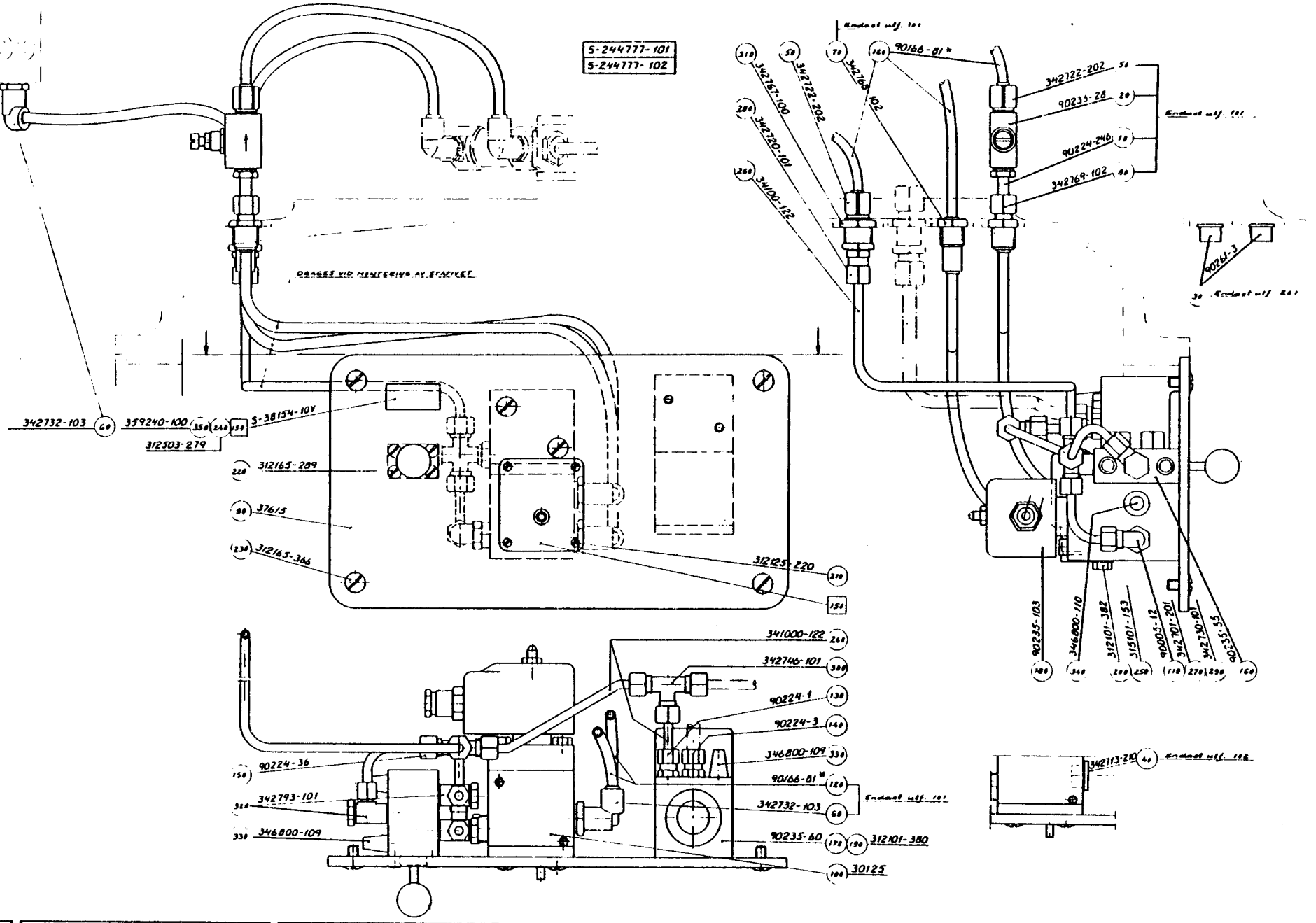

TETRA PAK SERVICE	Group No. 633004- 15	Description PANEL SCHALTAFEL PANEL TABLEAU		Issue 1	Date 8009
				Page	12413:3

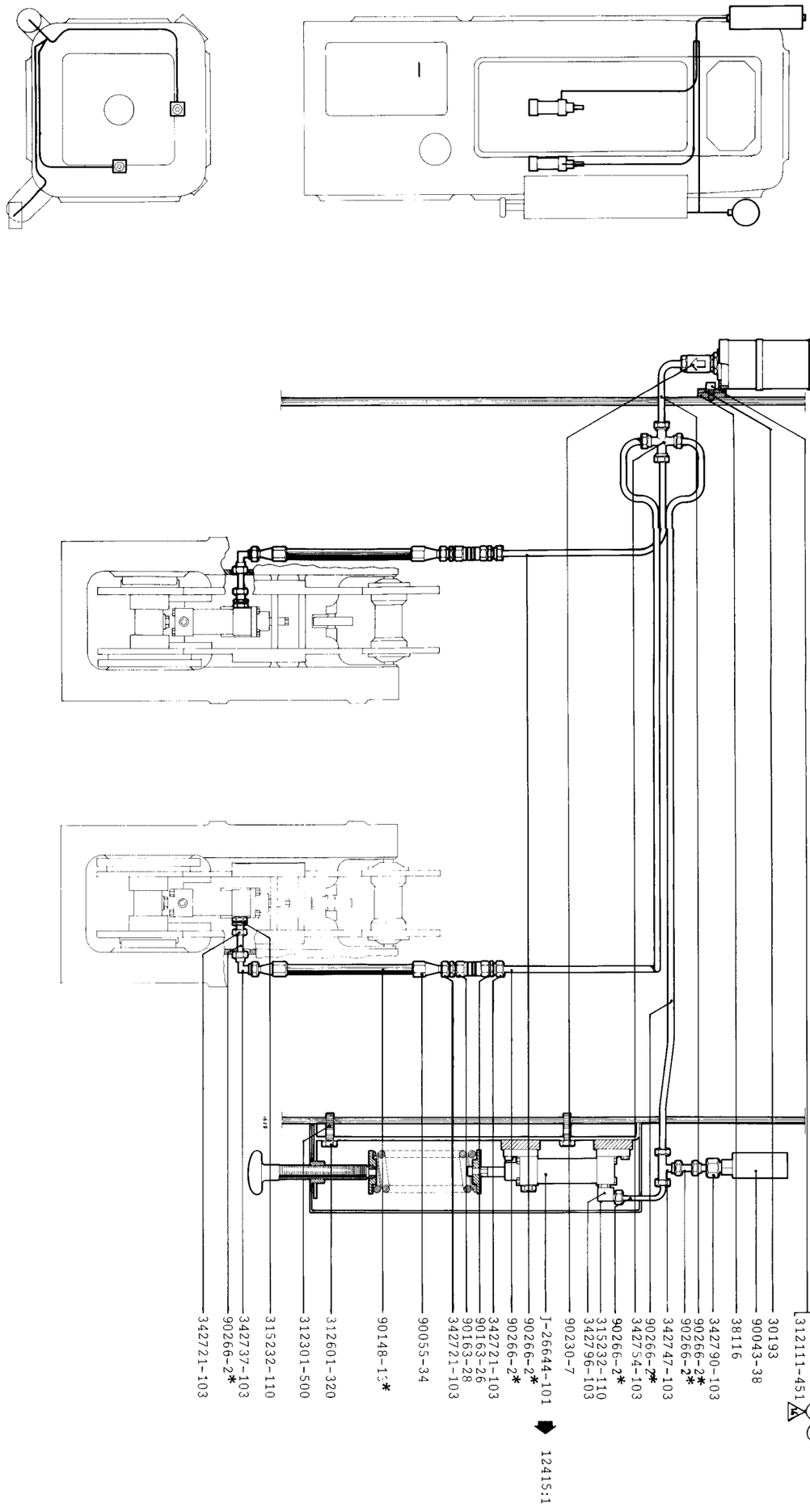

TETRA PAK SERVICE	Machine No 6300- 19/20 6330-11/12	Group No. 630004-(11)(12) 633004-14	Benämning / Description HYDRAULISKT TRYCKSYSTEM / HYDRAULIC PRESSURE SYSTEM	Benennung / Désignation HYDRAULISCHES DRUCKSYSTEM / SYSTEME DE PRESSION HYDRAULIQUE	Issue 1 Date 1975 Page 12414:1

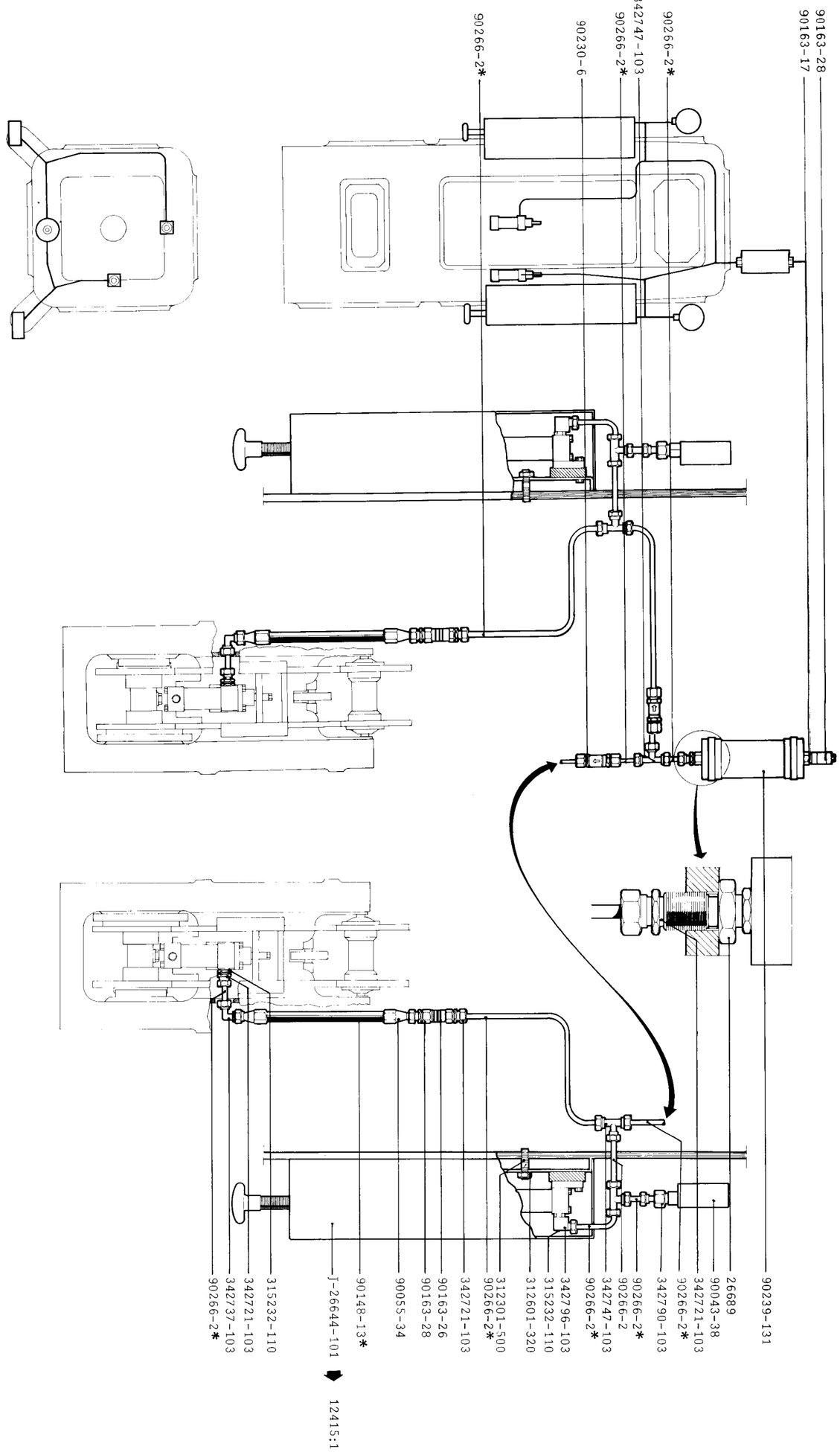

J-26688-101

TETRA PAK SERVICE	Machine No 6300-18	Group No. 630004-(10)	Benämning / Description: HYDRAULISKT TRYCKSYSTEM / HYDRAULIC PRESSURE SYSTEM	Benennung / Désignation: HYDRAULISCHES DRUCKSYSTEM / SYSTEME DE PRESSION HYDRAULIQUE		Issue 1 · Date 1975 · Page 12414:2

J-26644-101

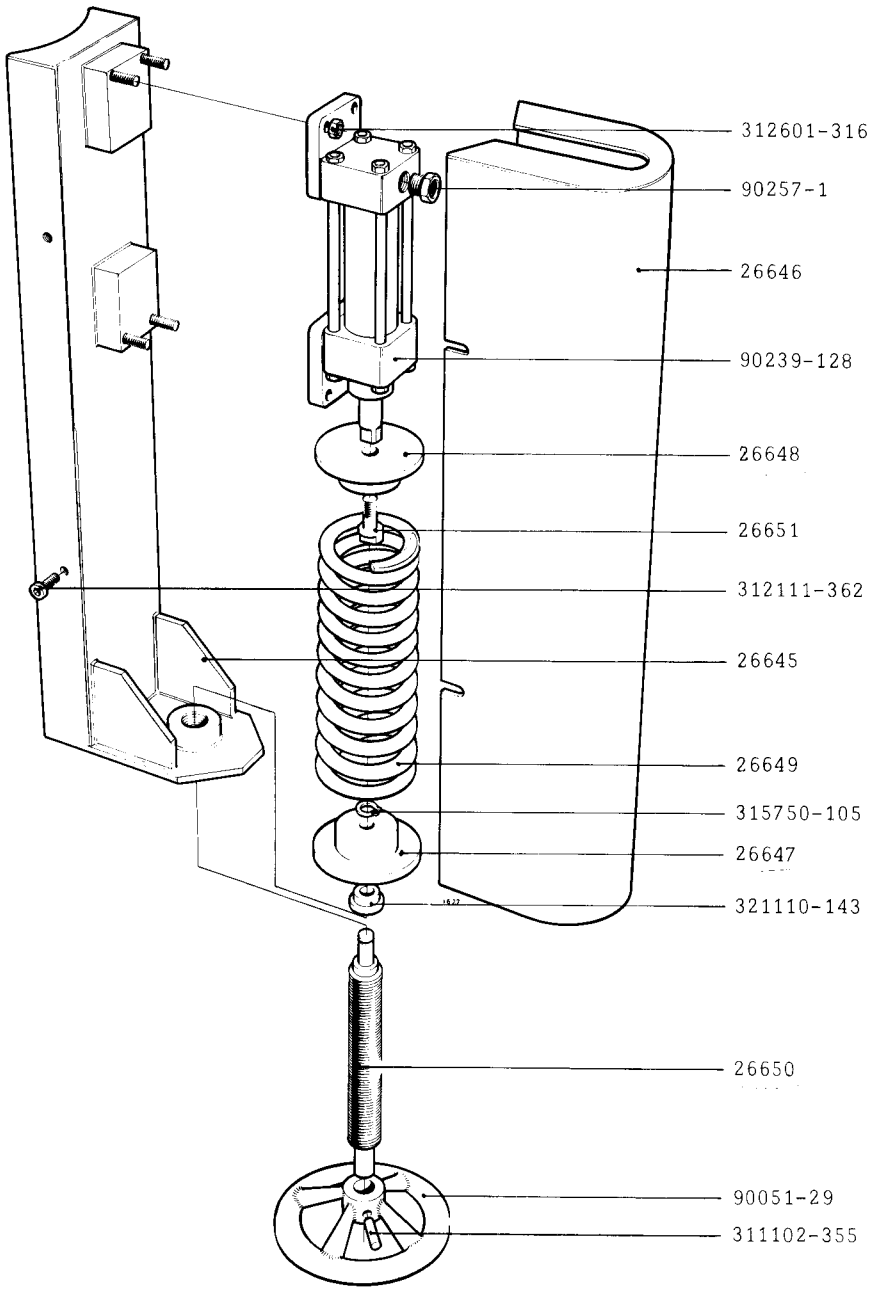

Issue	1	Date	1975
Page	12 415:1		

Benämning	Description	Benennung	Désignation
TRYCKCYLINDER	PRESSURE CYLINDER	DRUCKZYLINDER	MAITRE CYLINDRE

Group No.	
630004-⑩→⑫	
633004-△4	

Machine No	
6300-18/19/20	
6330-11/12	

TETRA PAK SERVICE

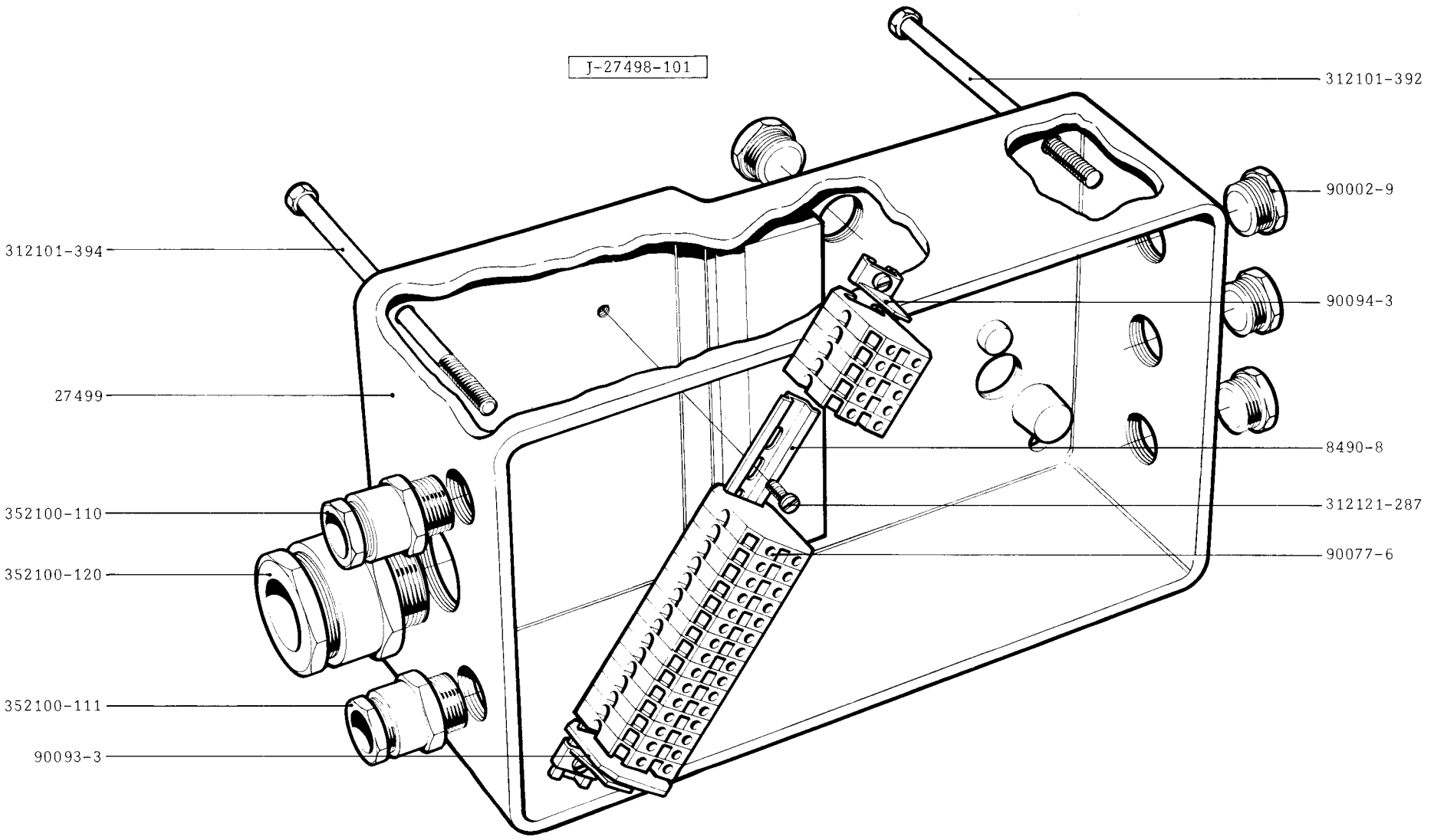

TETRA PAK SERVICE	Machine No 6300-18	Group No. 630004-(10)	Benämning / Description: KOPPLINGSLÅDA / JUNCTION BOX Benennung / Désignation: ANSCHLUSSKASTEN / BOITE A BORNES		Issue 1 · Date 1975 Page 12 416:1

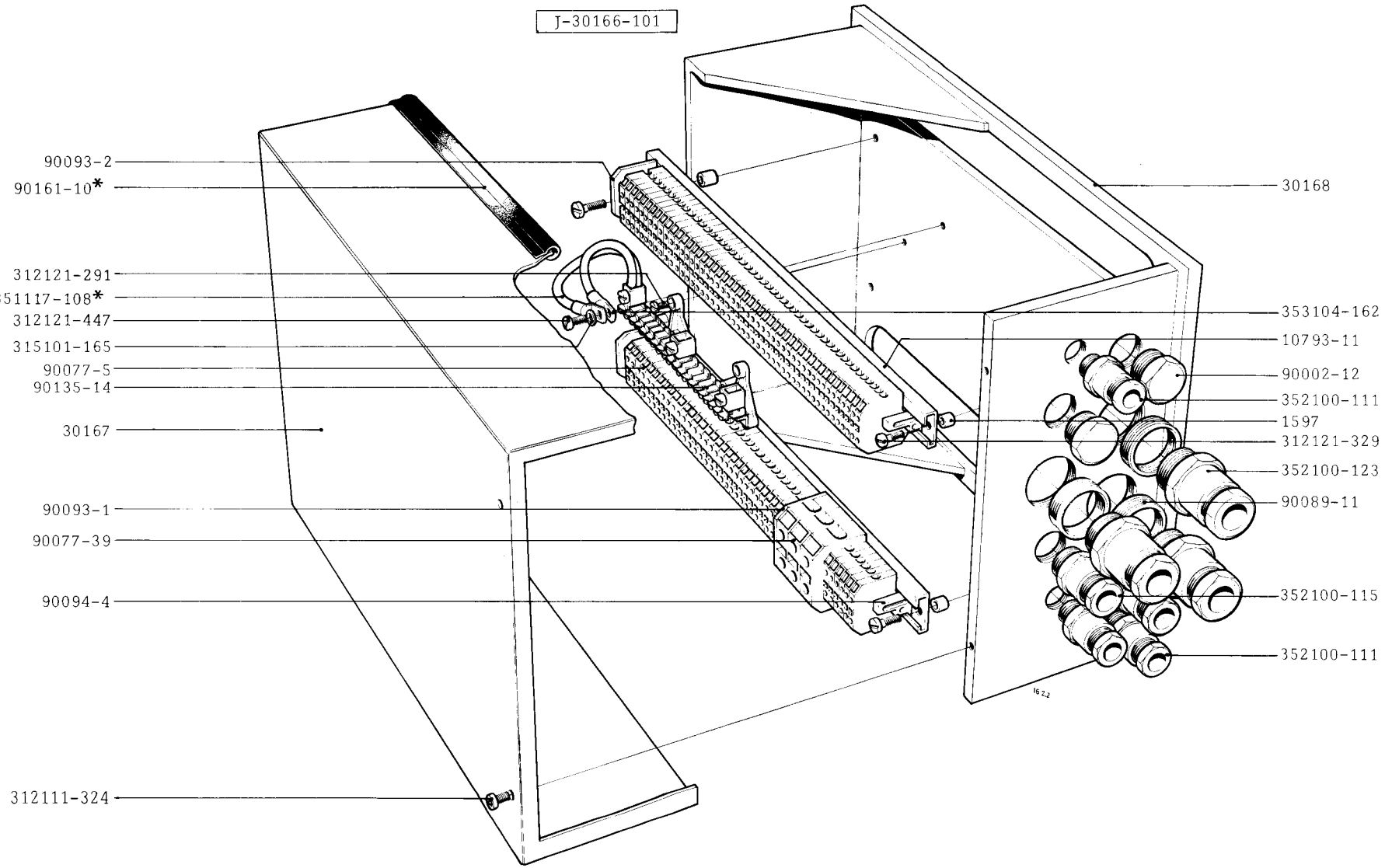

TETRA PAK SERVICE	Machine No 6300-19/20	Group No. 630004-(11)(12)	Benämning / Description: KOPPLINGSLÅDA / JUNCTION BOX	Benennung / Désignation: ANSCHLUSSKASTEN / BOITE A BORNES		Issue 1	Date 1975
						Page 12 416:2	

J-27501-101

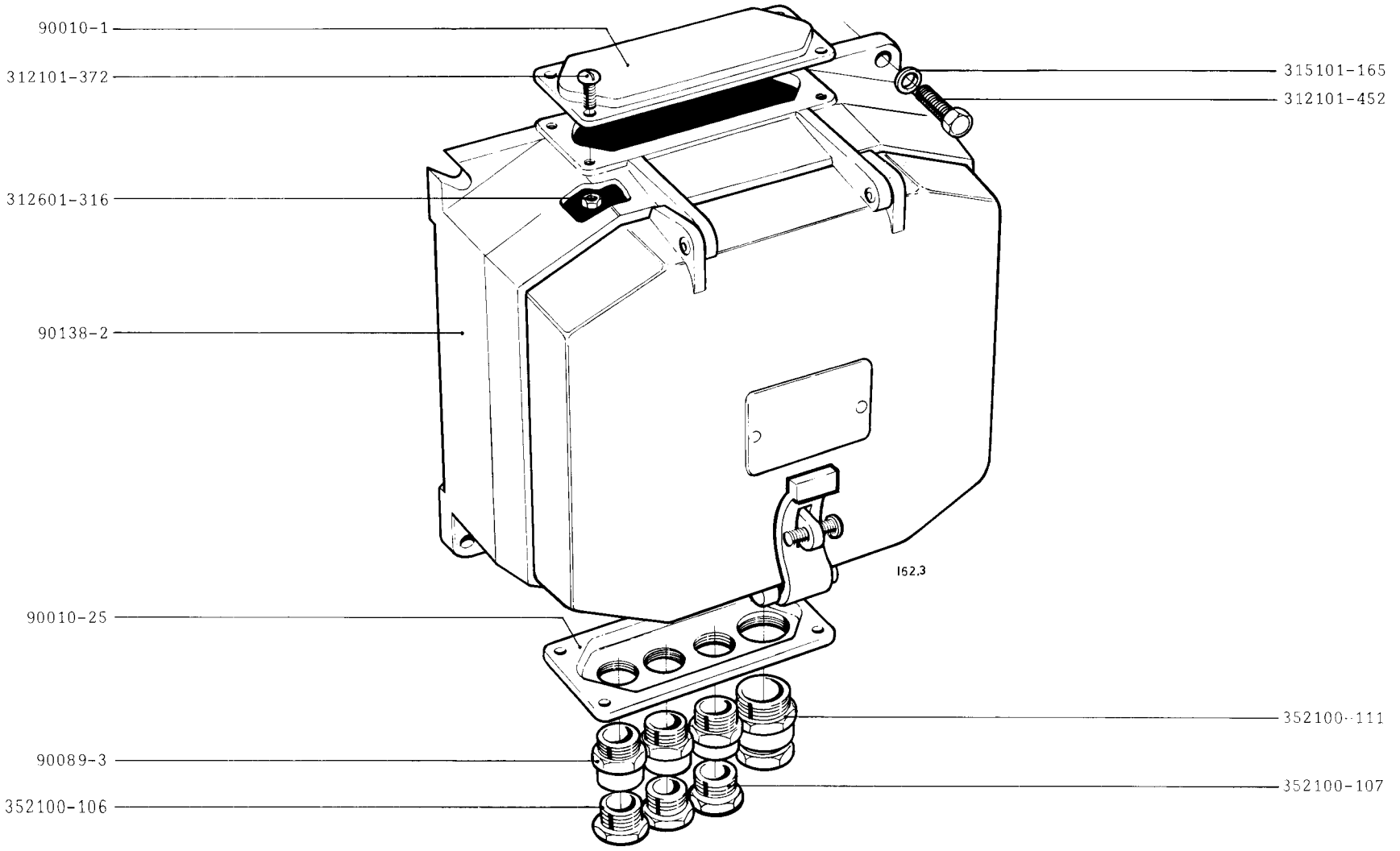

TETRA PAK SERVICE	Machine No 6300-18	Group No. 630004-(10)	Benämning / Description: TRANSFORMATORLÅDA / TRANSFORMER BOX Benennung / Désignation: TRANSFORMATORKASTEN / BOITE DU TRANSFORMATEUR		Issue 1 Date 1975 Page 12417:1

J-27577-101

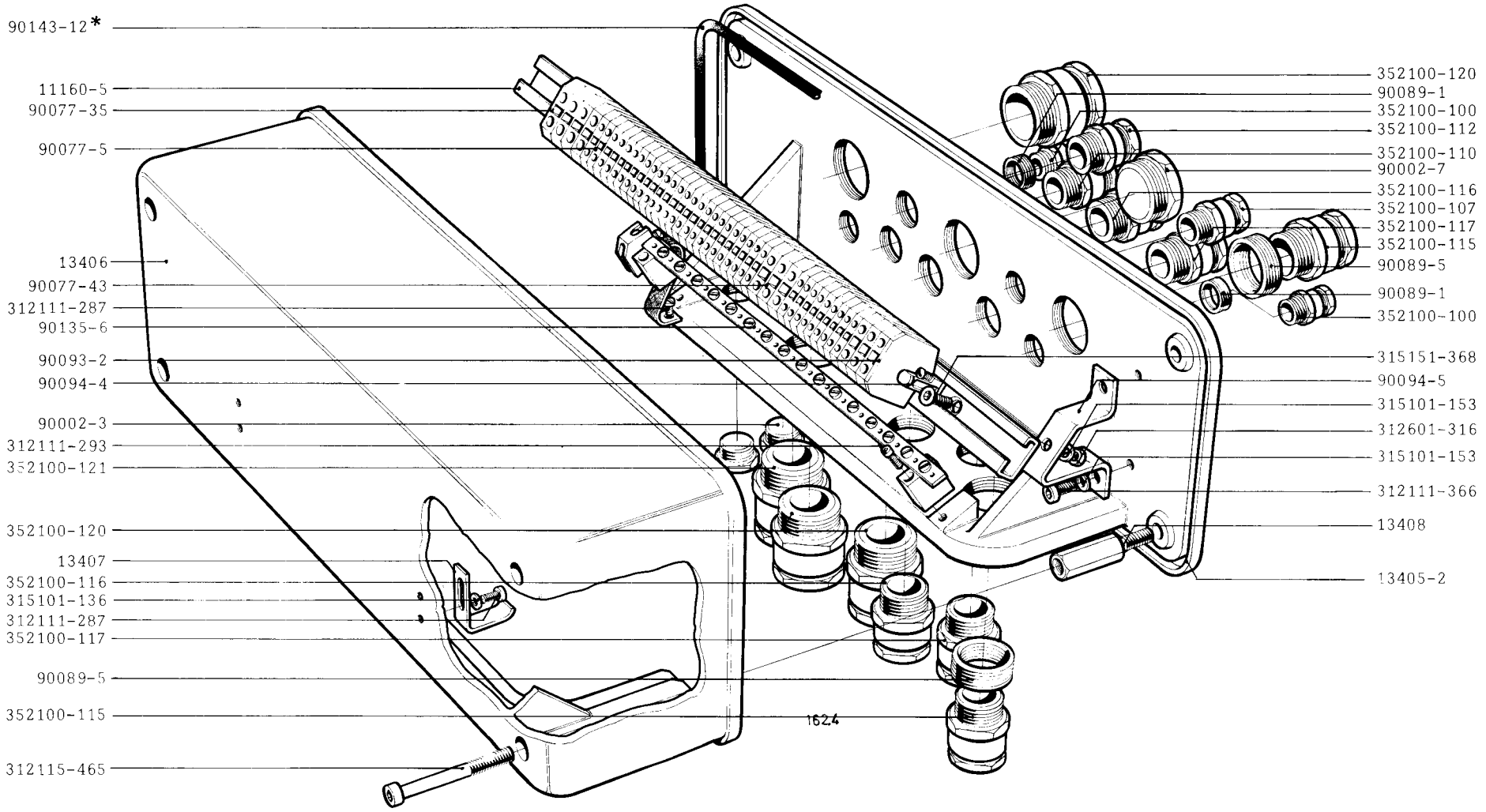

TETRA PAK SERVICE	Machine No 6300-18	Group No. 630004-(10)	Benämning / Description: KOPPLINGSLÅDA / JUNCTION BOX	Benennung / Désignation: ANSCHLUSSKASTEN / BOITE A BORNES		Issue 1	Date 1975
						Page 12418:1	

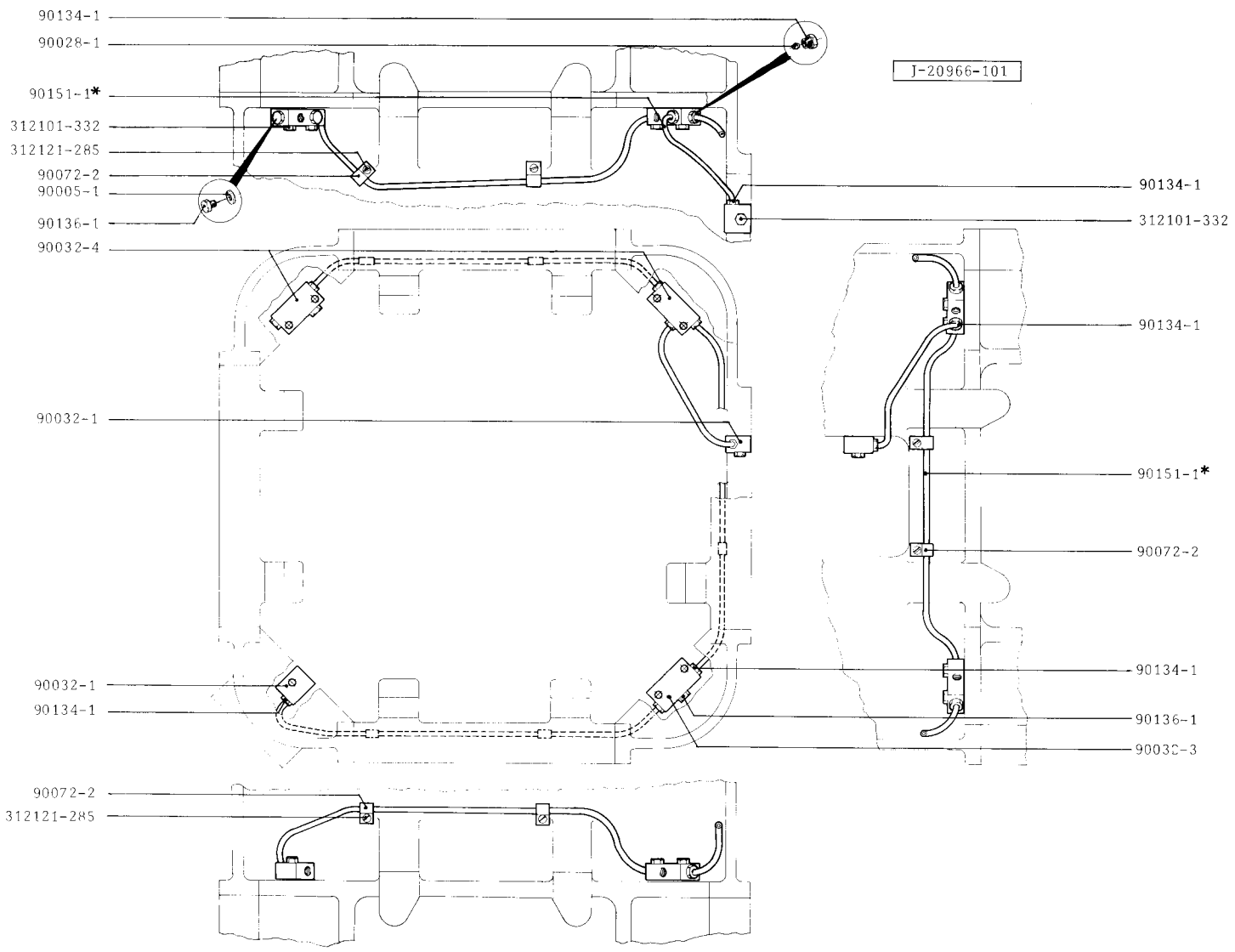

TETRA PAK SERVICE

Machine No	Group No.	Benämning / Description / Benennung / Désignation		Issue	Date
6330-11/12	633004-2 3 4	CENTRALSMÖRJNING CENTRAL LUBRICATION SYSTEM	ZENTRALSCHMIERVORRICHTUNG DISPOSITIF GRAISSAGE CENTRAL	1	1972

Page 12419:1

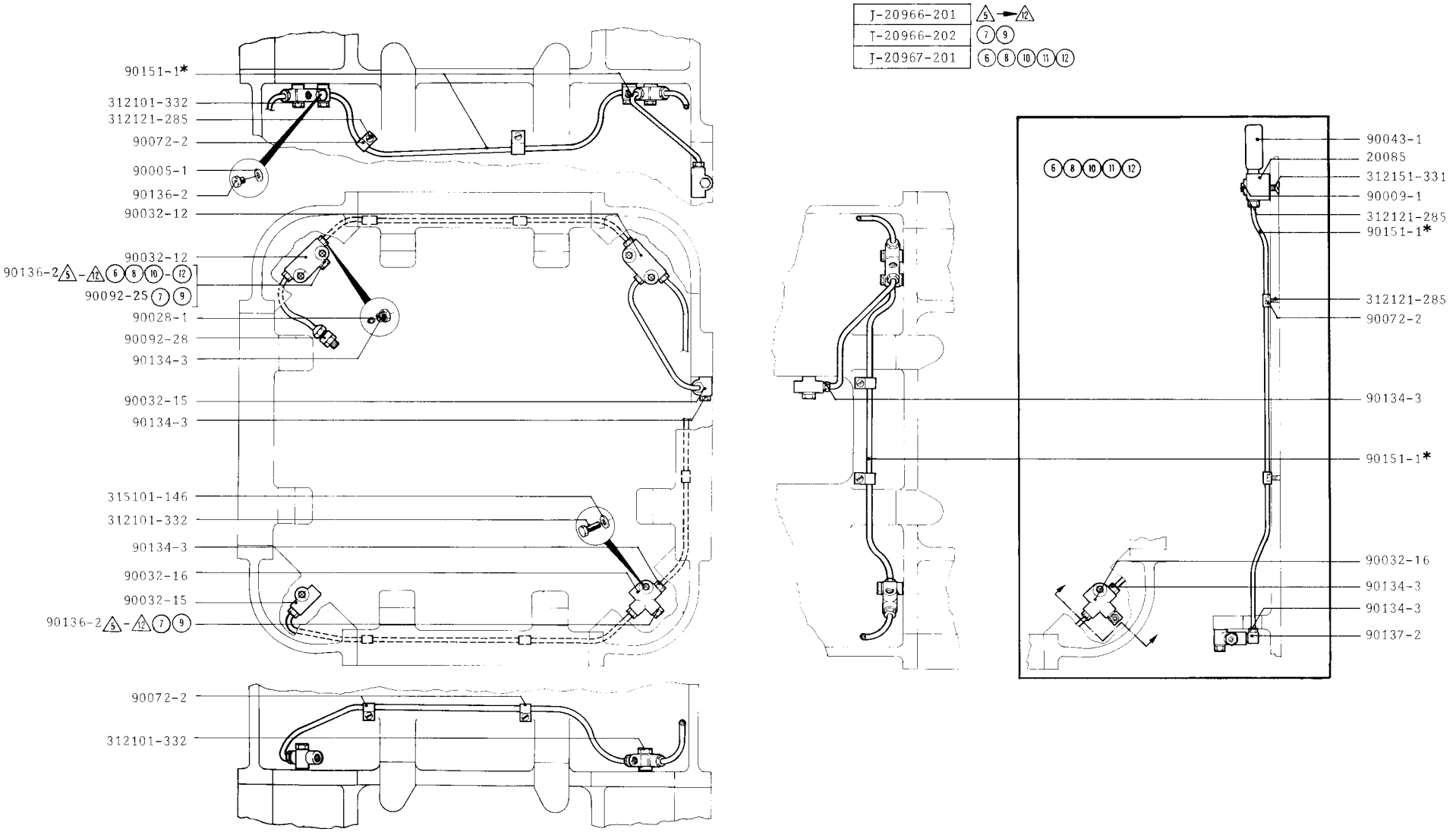

TETRA PAK SERVICE	Machine No 6300-14/15/16/17/18/19/20 6330-11/12	Group No. 630004- 6 → 12 633004- 5 → 12	Benämning / Description / Benennung / Désignation CENTRALSMÖRJNING / ZENTRALSCHMIERVORRICHTUNG CENTRAL LUBRICATION SYSTEM / DISPOSITIF GRAISSAGE CENTRAL

Issue 1	Date 1972
Page	12419:2

J-30196-101

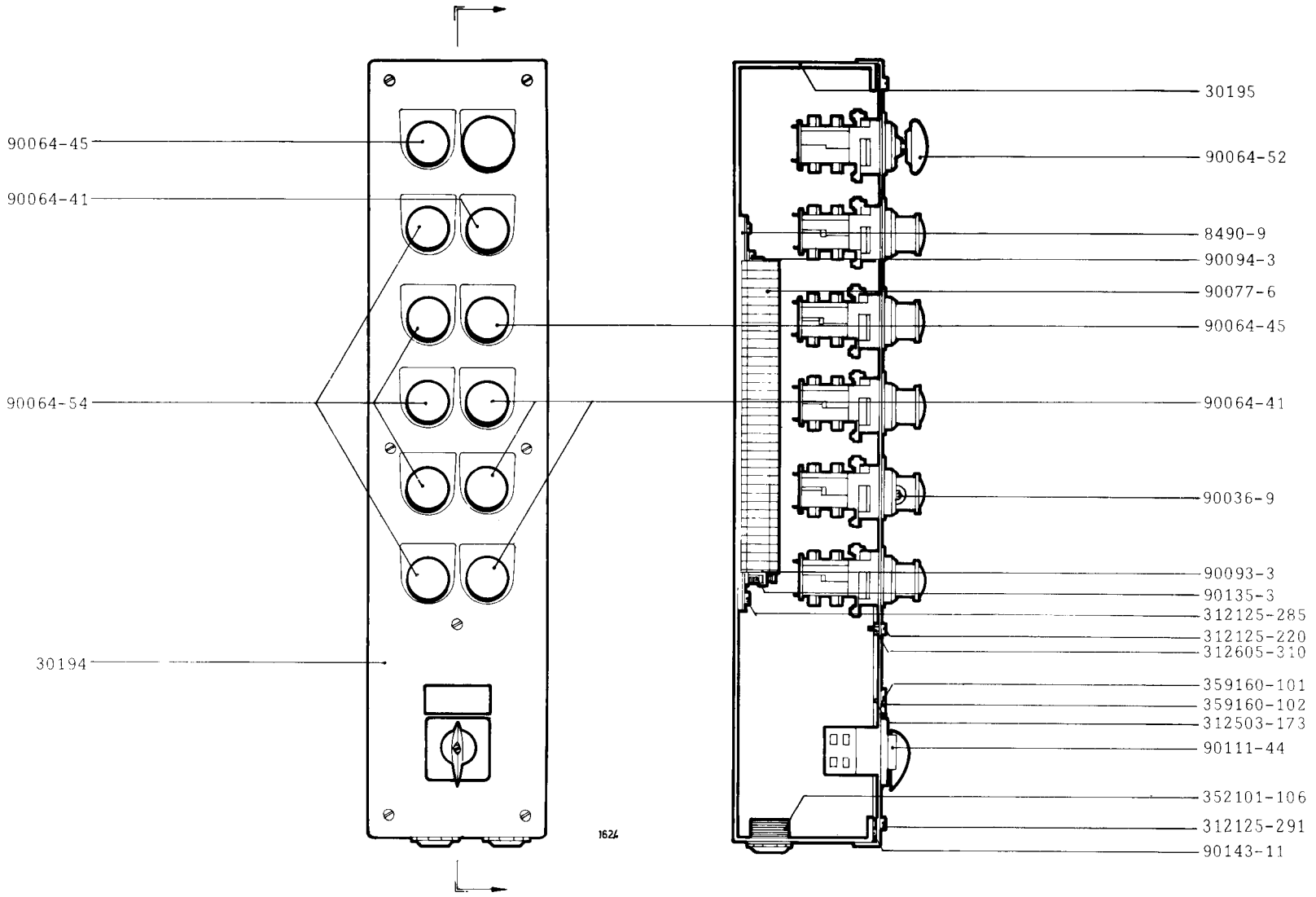

TETRA PAK SERVICE	Machine No 6300-19/20	Group No. 630004-(11)(12)	Benämning / Description: MANÖVERPANEL / CONTROL PANEL	Benennung / Désignation: SCHALTTAFEL / TABLEAU DE COMMANDE		Issue 1	Date 1975
						Page 12420:1	

S-239587-101

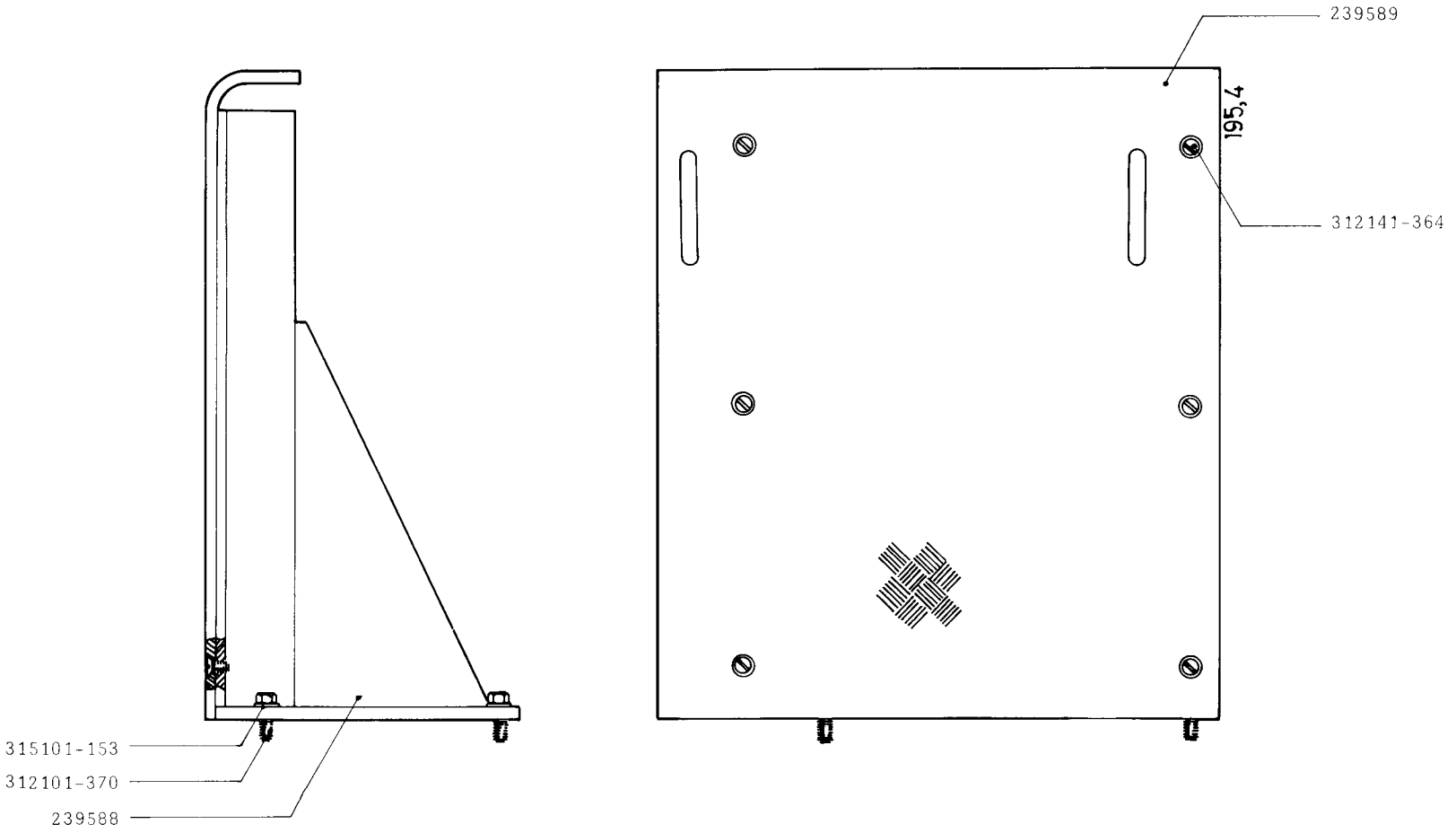

TETRA PAK SERVICE	Machine No 6330-13	Group No. 633304-15	Benämning FOTSTEG	Description STEP KIT	Benennung TRITTPLATTE	Designation MARCHE	Issue 1 Date 1980 Page 12421:1

S-239590-101

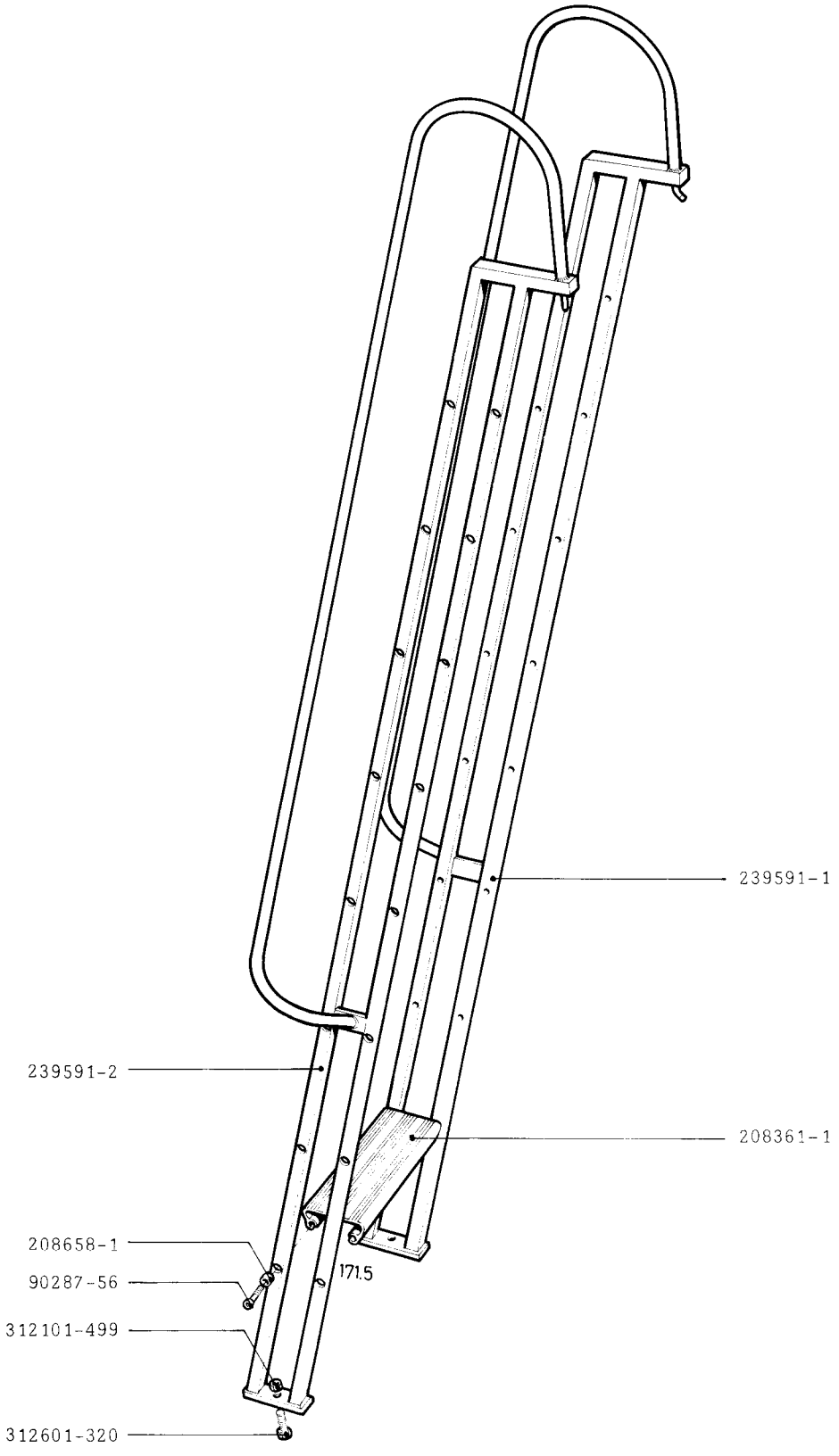

Machine No	Group No.	Benämning	Description	Benennung	Désignation
6330-13	633004-15	STEGE	LADDER	LEITER	ECHELLE

Issue 1 Date 1980

Page 12422:1

TETRA PAK SERVICE

S-265907-101

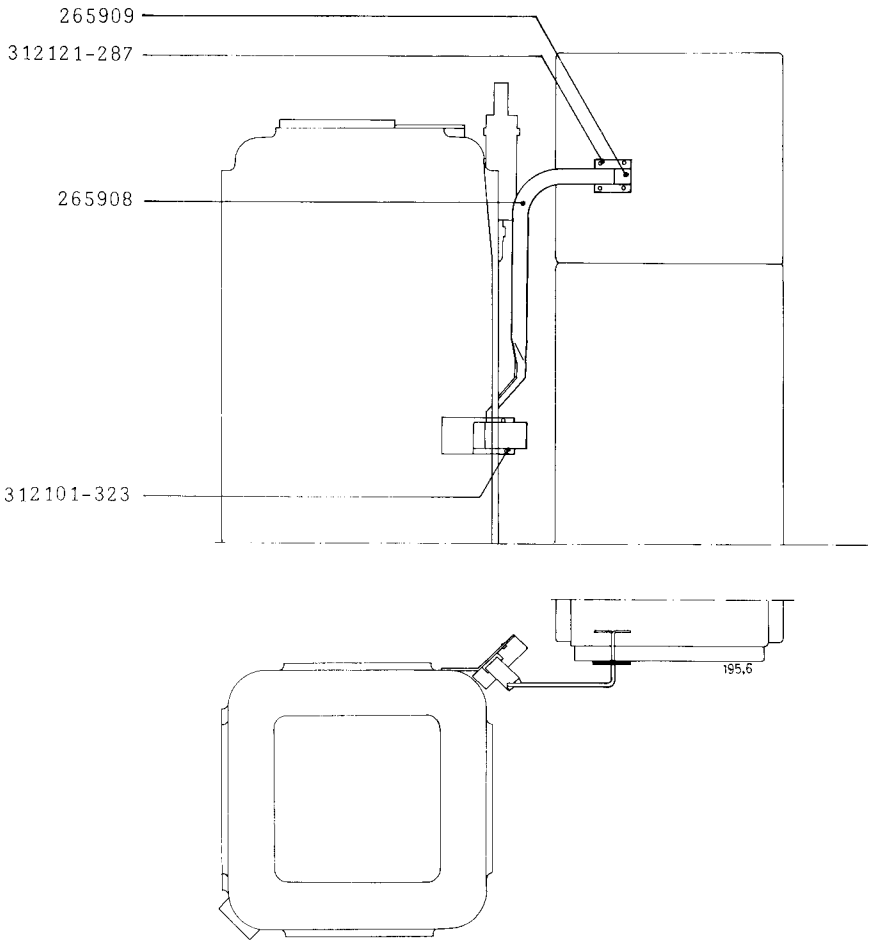

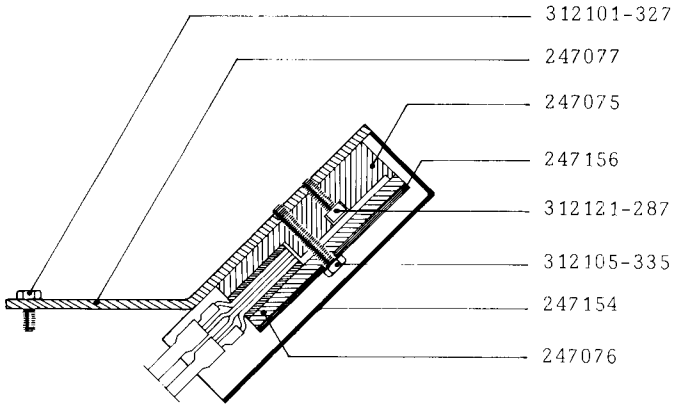

TETRA PAK SERVICE	Machine No 6330-13	Group No. 633004-15	Benämning / Description: ANSLUTNING IH / CONNECTION IH	Benennung / Designation: ANSCHLUSSCHIENE IH / CONNEXION IH	Issue 1 · Date 1980 · Page 12423:1

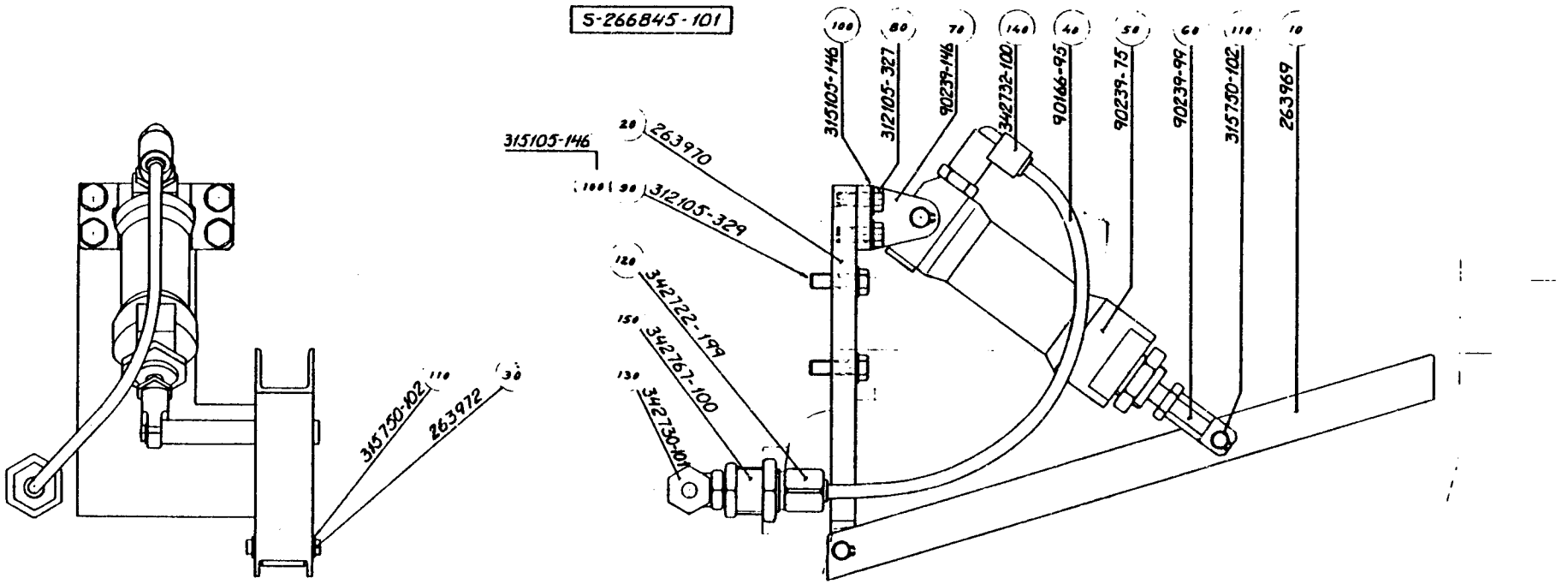

TETRA PAK SERVICE	Group No. 633004-15	Description SPÄRR / CATCH / SPERRE / ARRET		Issue 1	Date 8009
				Page	12424:1

6300 Page	6330 Page	Benämning	Description	Benennung	Désignation	Notes
12501:1/2/3/4	12501:2/4/5	KLIPPMASKIN	CUTTING MACHINE	SCHNEIDWERK	CISAILLAGE	
12502:1	12502:1	Kedjespännare	Chain Tensioner	Kettenspanner	Tendeur chaine	
12503:1	12503:1	Kedjehjul	Triple Sprocket	Kettenrad	Pignon	
12504:1/2	12504:2	Räkneverk	Counter	Zählwerk	Compteur	
12505:1	12505:1	Påshjul	Cutting Device	Schneidrad	Roue couteau	
12506:1	12506:1	Knivaxel	Knife Shaft	Messerachse	Support du couteau	
12507:1/2	12507:1/3/4	Impulsgivare	Impulse Emitter	Impulsgeber	Emetteur d'impulsions	
12508:1		Kedjeskydd	Chain Guard	Kettenschutz	Protection chaine	
12509:2	12509:1/2/3	Centralsmörjning	Central lubrication system	Zentralschmiervorrichtung	Dispositif graissage central	
12510:1	12510:1	Smörjaggregat	Lubrication unit	Schmierapparatus	Graisseur	
	12511:1	Kopplingslåda	Junction Box	Anschlusskasten	Boite a bornes	

J-12469-200

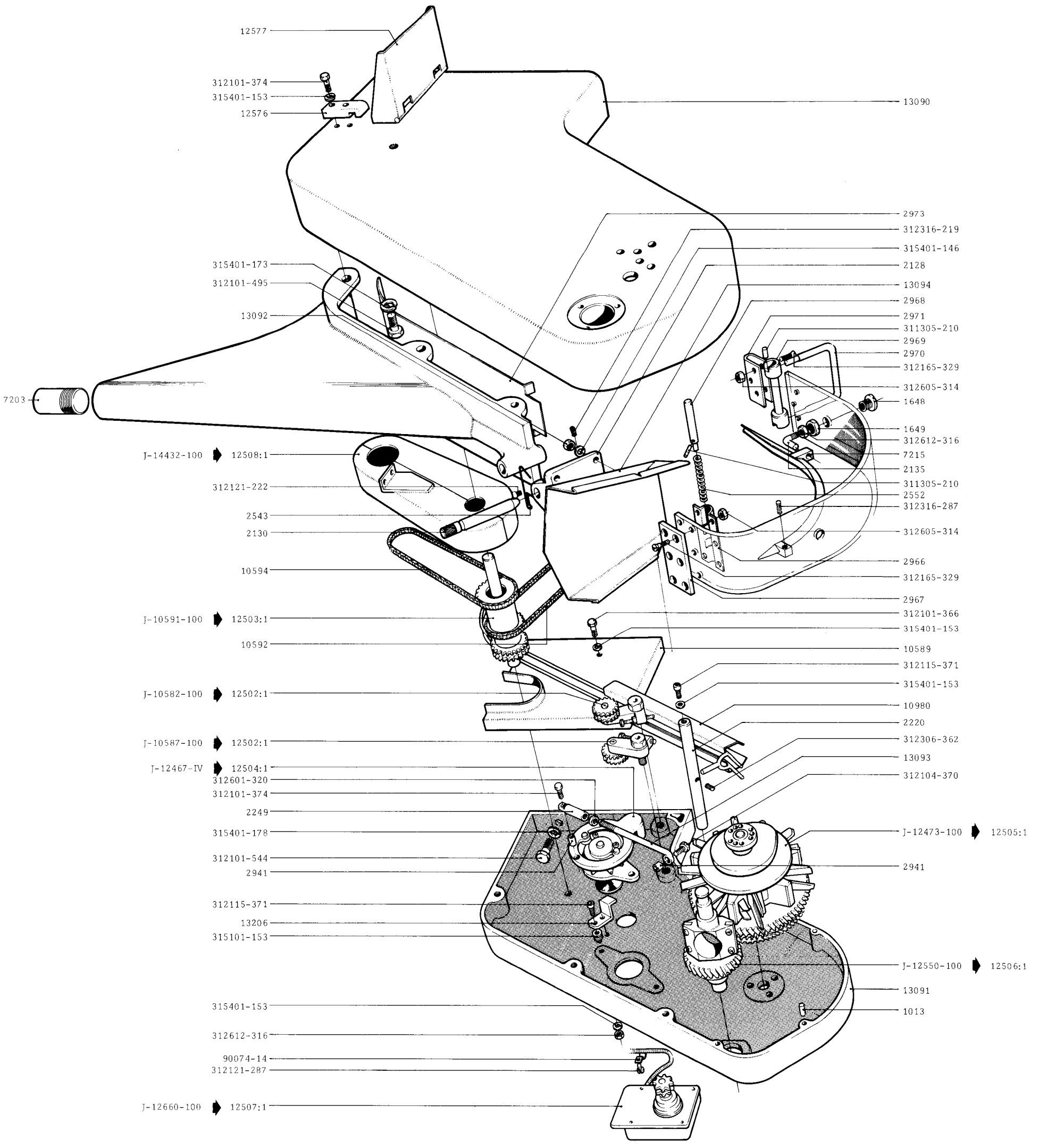

TETRA PAK SERVICE	Machine No: 6300-12/13/14/15/16/17	Group No.: 630005-(1)	Benämning / Description: KLIPPMASKIN / CUTTING MACHINE — Benennung / Désignation: SCHNEIDWERK / CISAILLAGE		Issue 1 — Date 1968 — Page 12501:1

		A	B	
6330	J-19273-101	19276	19277	1 — 8
6300	J-19273-102	7203	13092	2 — 8
6330	J-19273-202	19276	19277	9

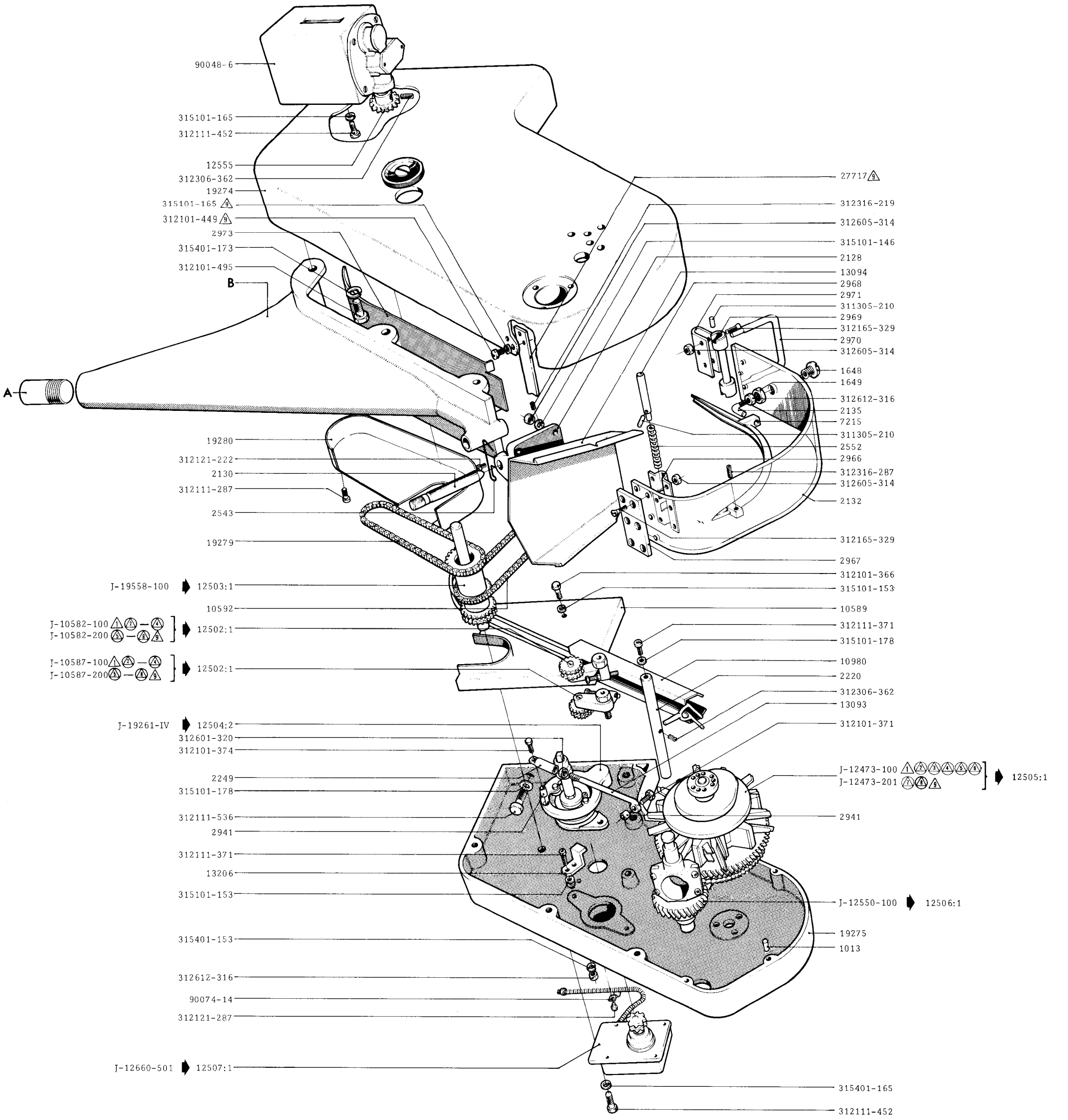

TETRA PAK SERVICE	Machine No	Group No.	Benämning / Description / Benennung / Désignation		Issue 2	Date 1972
	6300-12/13/14/15/16/17 6330-11/12	630005- 2 3 4 5 6 7 8 633005- 1 2 3 4 5 6 7 8 9	KLIPPMASKIN CUTTING MACHINE	SCHNEIDWERK CISAILLAGE	Page	12 501:2

J-19273-201

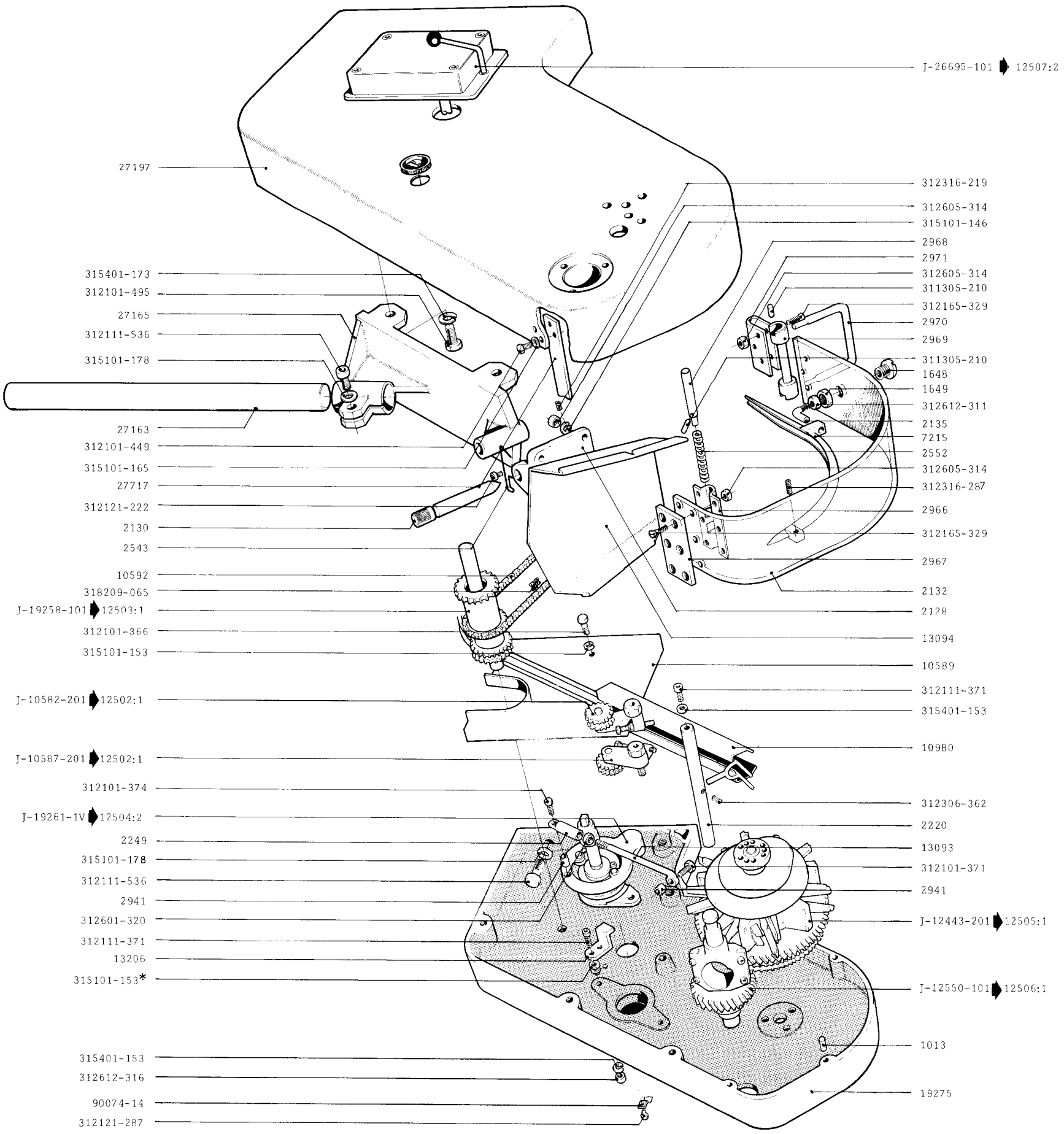
J-26695-101 ➧ 12507:2
27197
315401-173
312101-495
27165
312111-536
315101-178
27163
312101-449
315101-165
27717
312121-222
2130
2543
10592
318209-065
J-19258-101 ➧ 12503:1
312101-366
315101-153
J-10582-201 ➧ 12502:1
J-10587-201 ➧ 12502:1
312101-374
J-19261-1V ➧ 12504:2
2249
315101-178
312111-536
2941
312601-320
312111-371
13206
315101-153*
315401-153
312612-316
90074-14
312121-287
312316-219
312605-314
315101-146
2968
2971
312605-314
311305-210
312165-329
2970
2969
311305-210
1648
1649
312612-311
2135
7215
2552
312605-314
312316-287
2966
312165-329
2967
2132
2128
13094
10589
312111-371
315401-153
10980
312306-362
2220
13093
312101-371
2941
J-12443-201 ➧ 12505:1
J-12550-101 ➧ 12506:1
1013
19275

	A
J-30365-101	30357-1 (10)
J-30365-102	30357-2 (10)△
J-30365-201	30357-2 (11)△

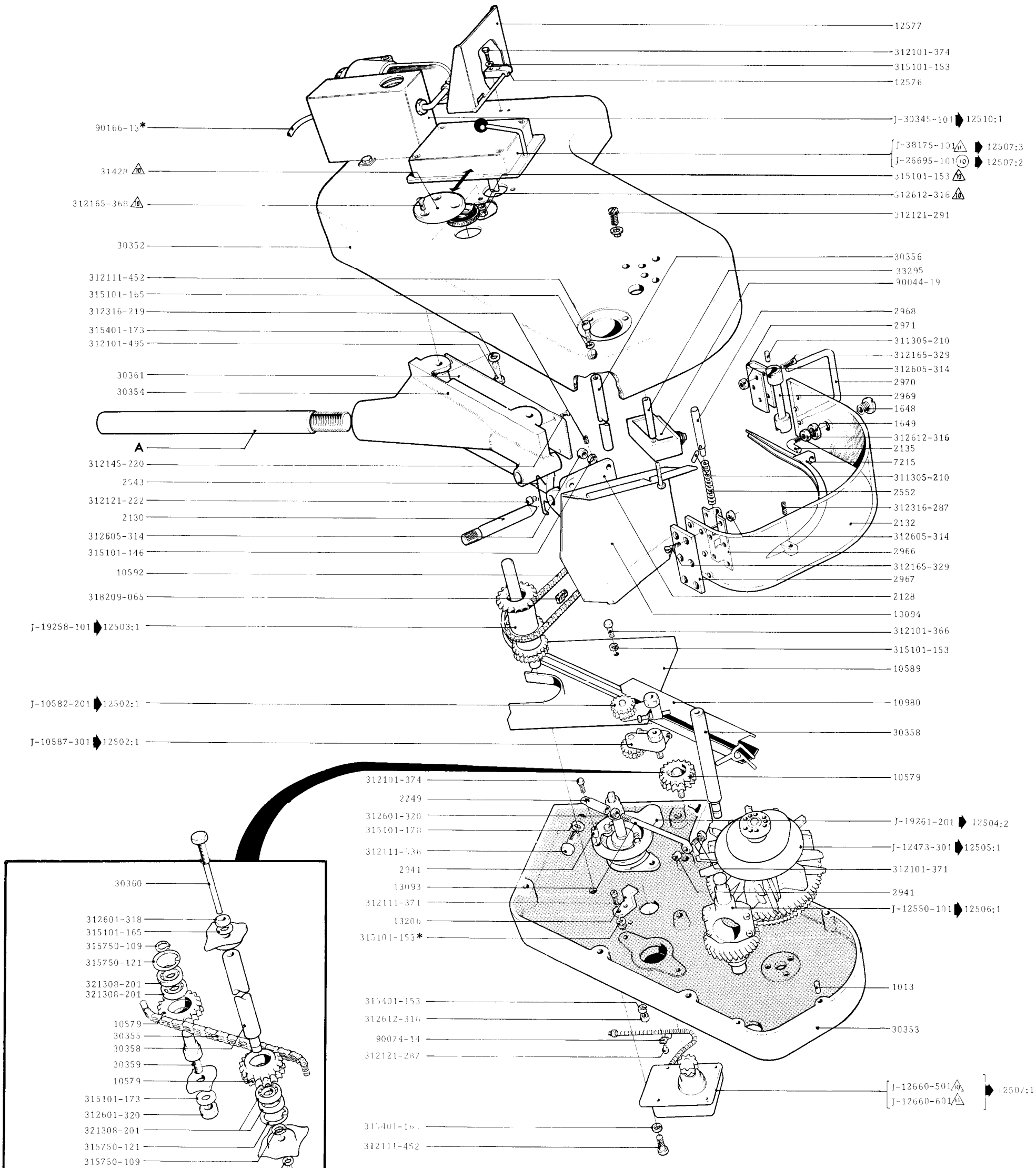

TETRA PAK SERVICE

Machine No	Group No.	Benämning / Description / Benennung / Désignation	Issue	Date
6300-19/20 6330-11	630005- (10) 633005- (10)△ (11)△	KLIPPMASKIN / CUTTING MACHINE / SCHNEIDWERK / CISAILLAGE	2	1975

S-237620-101

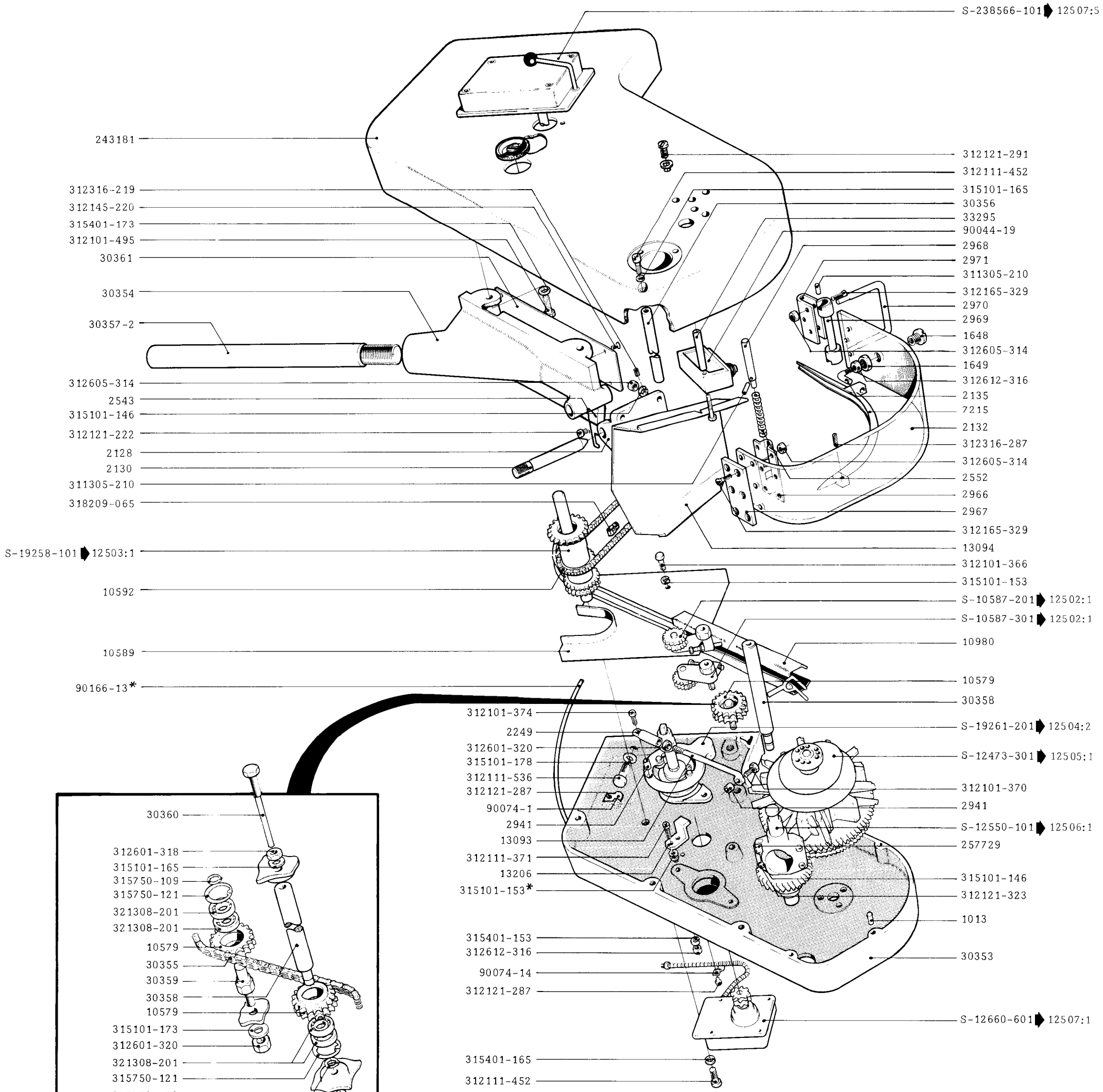

TETRA PAK SERVICE	Machine No: 6330-13	Group No.: 633005-12	Benämning / Description: KLIPPMASKIN / CUTTING MACHINE	Benennung / Designation: SCHNEIDWERK / CISAILLAGE		Issue 1	Date 1980
						Page 12501:5	

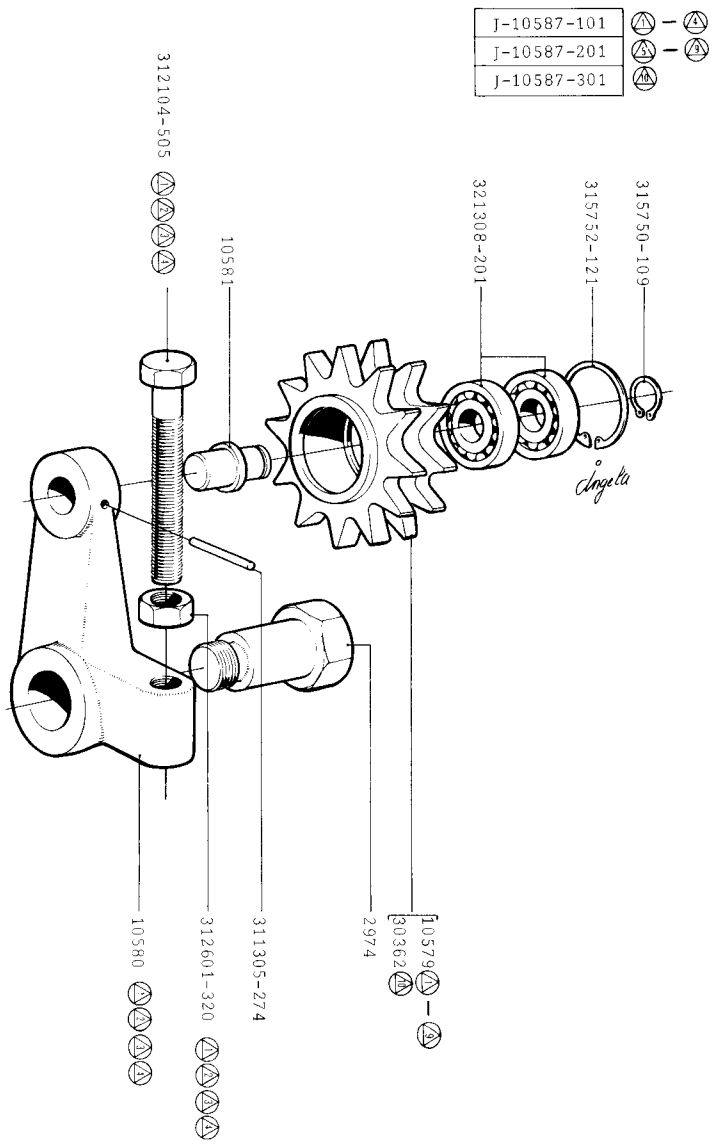

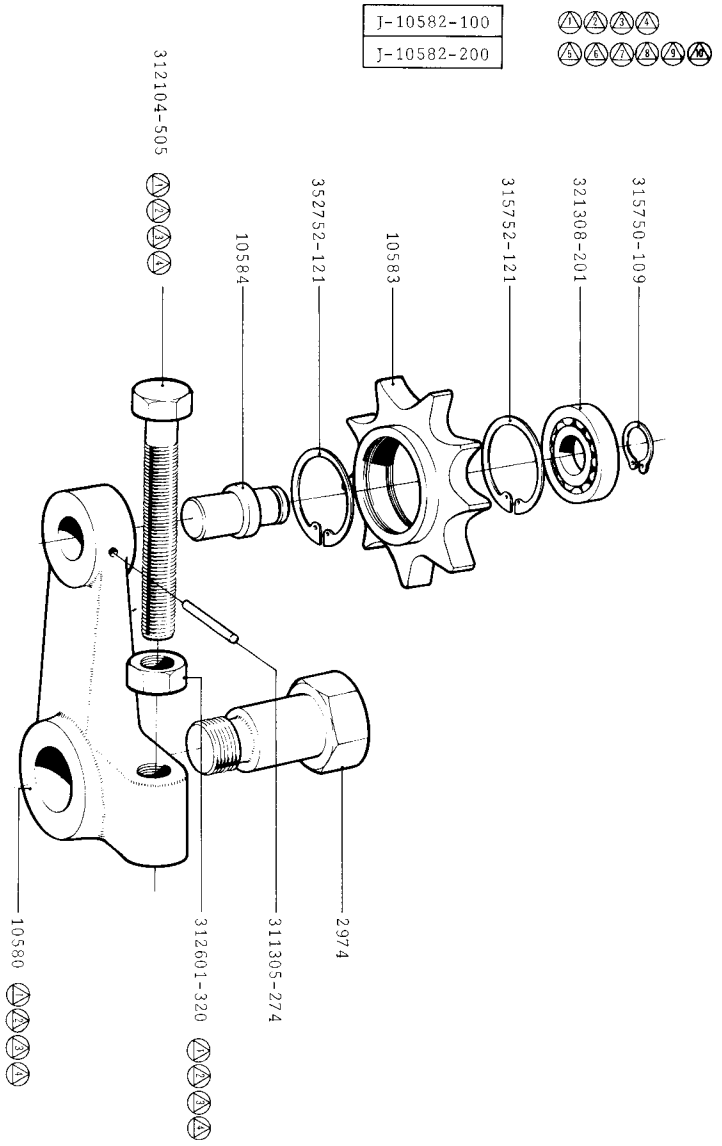

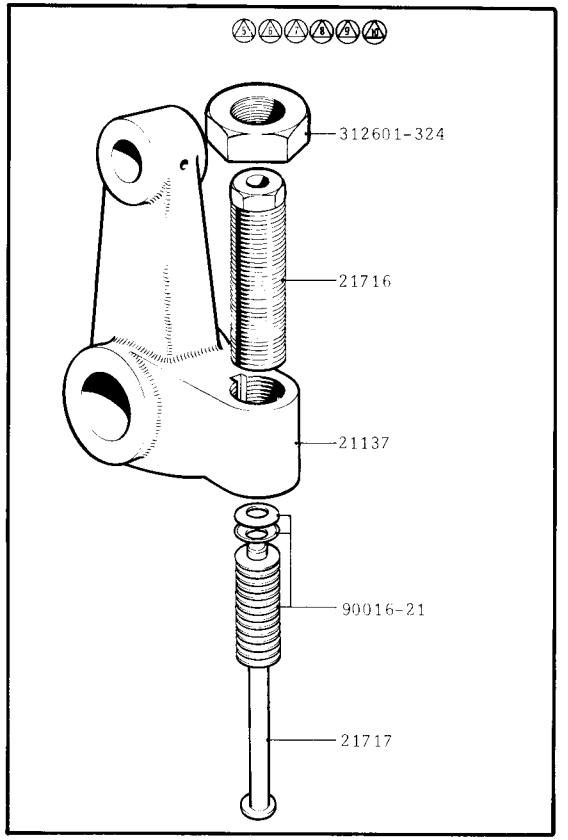

TETRA PAK SERVICE

Machine No
6300-12-20
6330-11/12

Group No.
630005- ① → ⑩
633005- △1 → △10

Benämning	Description	Benennung	Désignation
KEDJESPÄNNARE		KETTENSPANNER	
CHAIN TENSIONER		TENDEUR CHAINE	

Issue 2 | Date 1972

Page 12502:1

J-10591-10	①
J-19258-10	△1 ②③④⑤⑥⑦ ⑧⑨⑩ ⑪

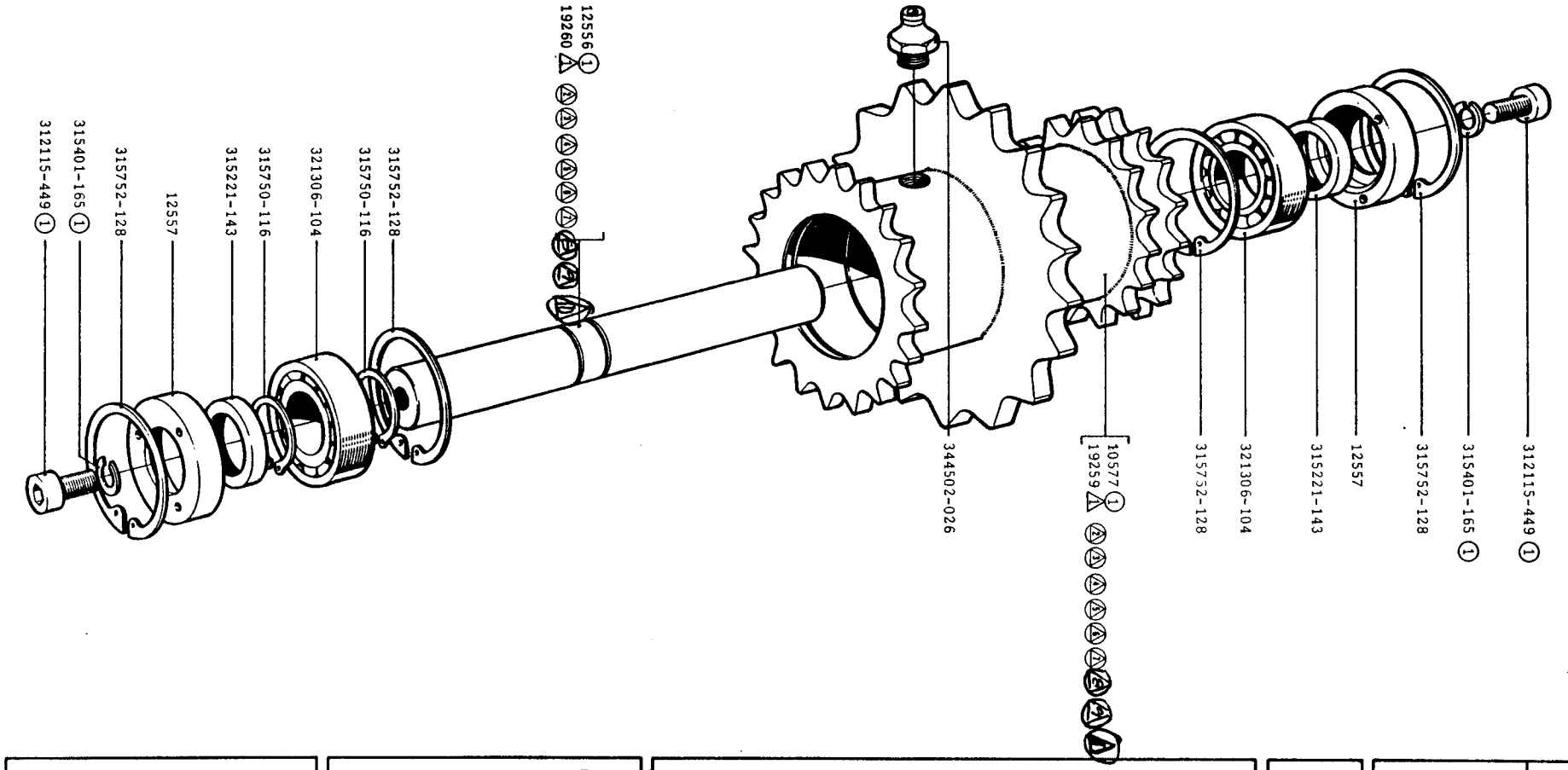

TETRA PAK SERVICE	Machine No 6300-12/13/14/15/16/17/18, 19/20 6330-11/12/13	Group No. 630005- ①②③④⑤⑥⑦ ⑧⑨⑩ 633005- △1 △2 △3 △4 △5 △6 △7 ⑧⑨⑩ ⑪ ⑫	Benämning / Description KEDJEHJUL TRIPLE SPROCKET	Benennung / Désignation KETTENRAD PIGNON		Issue 2	Date ~~1968~~ 1971
						Page	12503:1

	A	B	C	D	Räknekomb./Zahlenkomb. Counter comb./Combinaisons
J-12467-101	2144-1	1633	1635	10585	10 - 20 - 25 - 50
J-12467-102	2144-2	1938	1939	10586	12 - 18 - 36

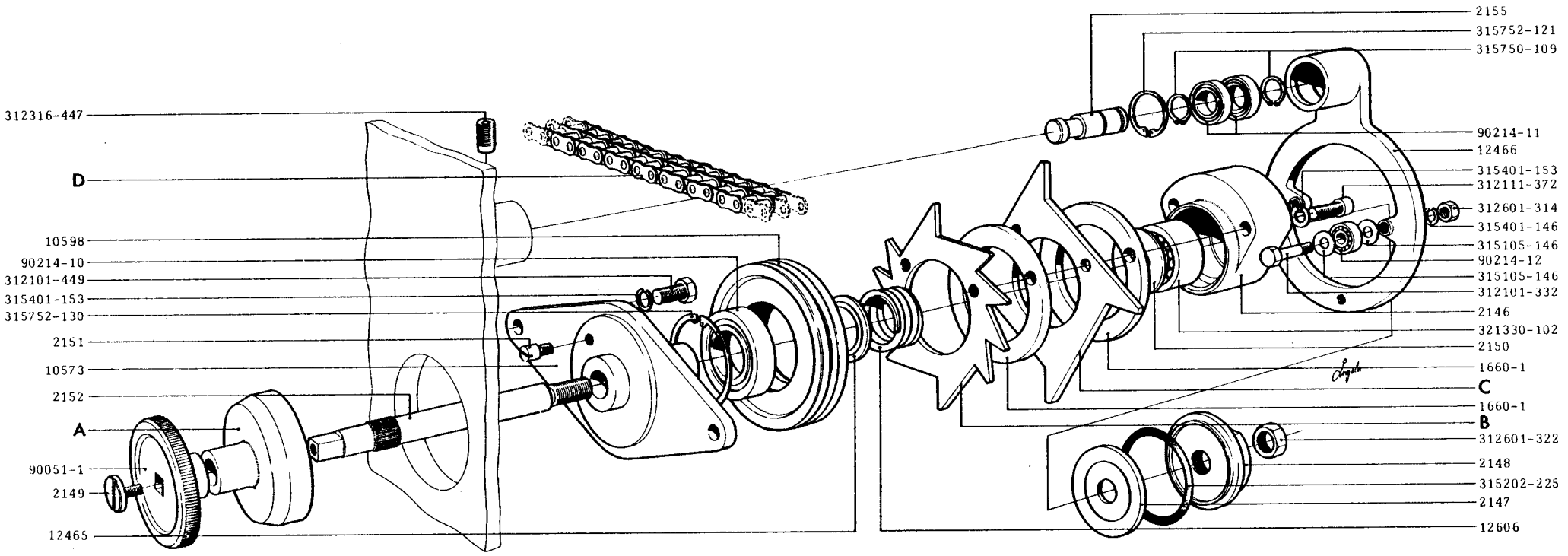

TETRA PAK SE	Machine No 6300-12/13/14/15/16/17	Group No. 630005-①	Benämning / Description / Benennung / Désignation RÄKNEVERK / COUNTER / ZÄHLWERK / COMPTEUR		Issue 1 Date 1968 Page 12504:1

	A	B	C	D	Räknekomb. Counter comb. Zählerkomb. Combinaisons
J-19261-101	1633	1635	10585	19266-1	10-20-25-50
J-19261-102	1938	1939	10586	19266-2	12-18-36
J-19261-201	1633	1635		19266-3	40-80-100-200

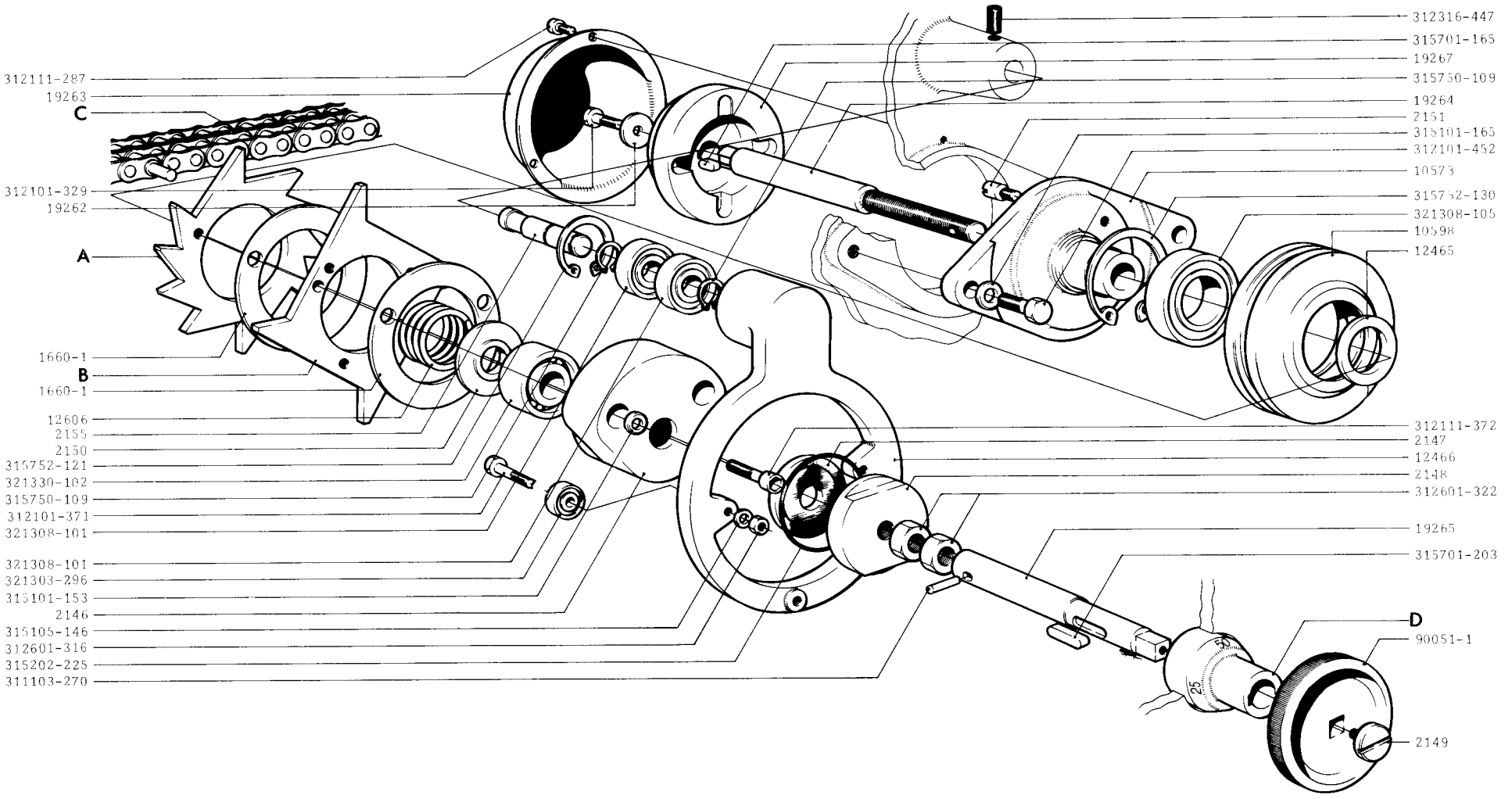

TETRA PAK SERVICE

Machine No
6300-12/13/14/15/16/17
6330-11/12

Group No.
630005- (2) → (10)
633005- △1 → △11

Benämning	Description	Benennung	Désignation
RÄKNEVERK		ZÄHLWERK	
COUNTER		COMPTEUR	

Issue 2 | Date 1975

A	
J-12473-101	90214-14 (1)-(6)
J-12473-201	90214-27 (1)-(9)
J-12473-301	90214-27 (10)

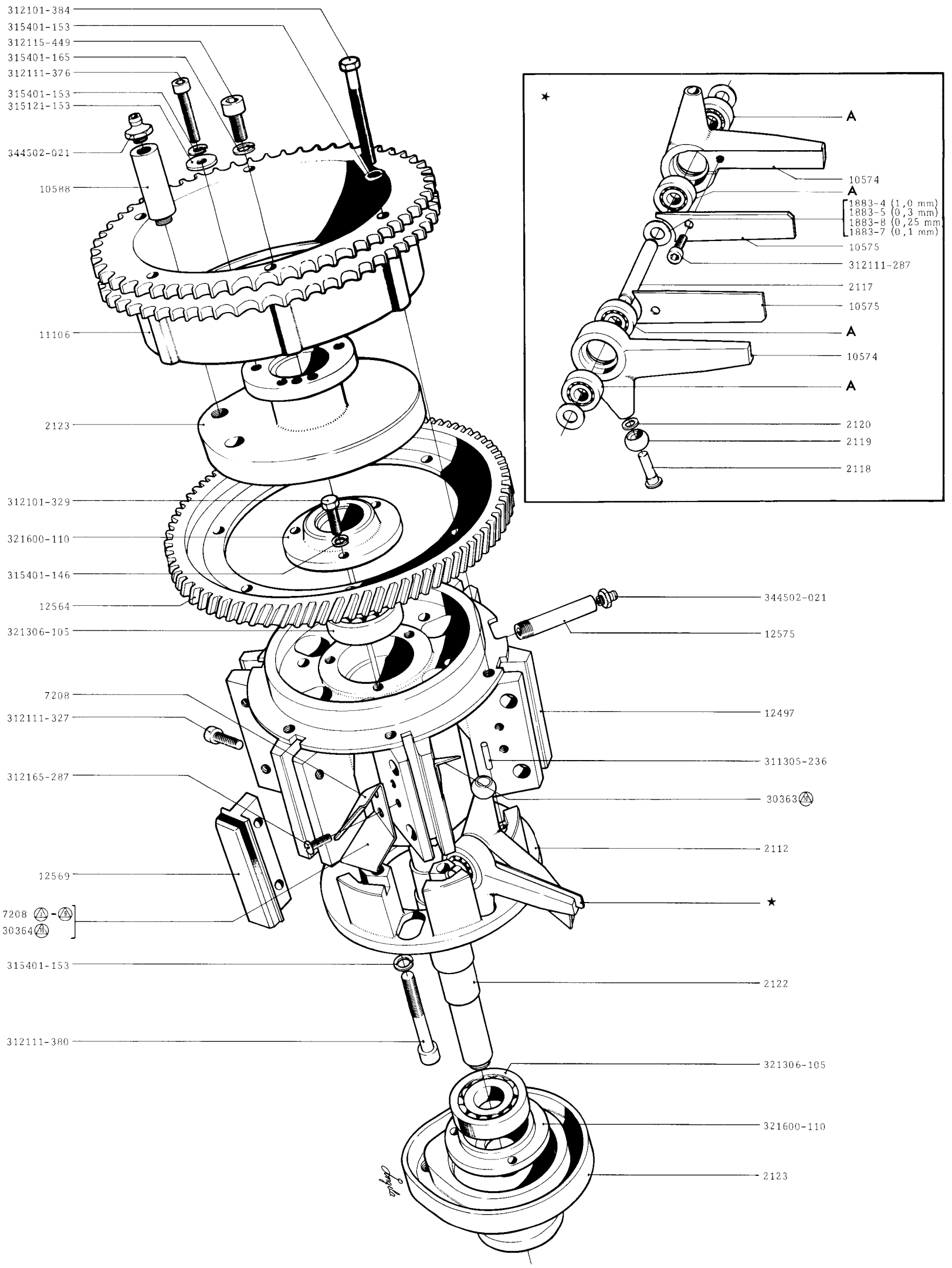

TETRA PAK SERVICE	Machine No 6300-12-20 6330-11/12	Group No. 630005- (1)→(10) 633005- (1)→(10)	Benämning / Description PÅSHJUL CUTTING DEVICE	Benennung / Désignation SCHNEIDRAD ROUE COUTEAU	Issue 2 · Date 1972 Page 12505:1

J-12550-100

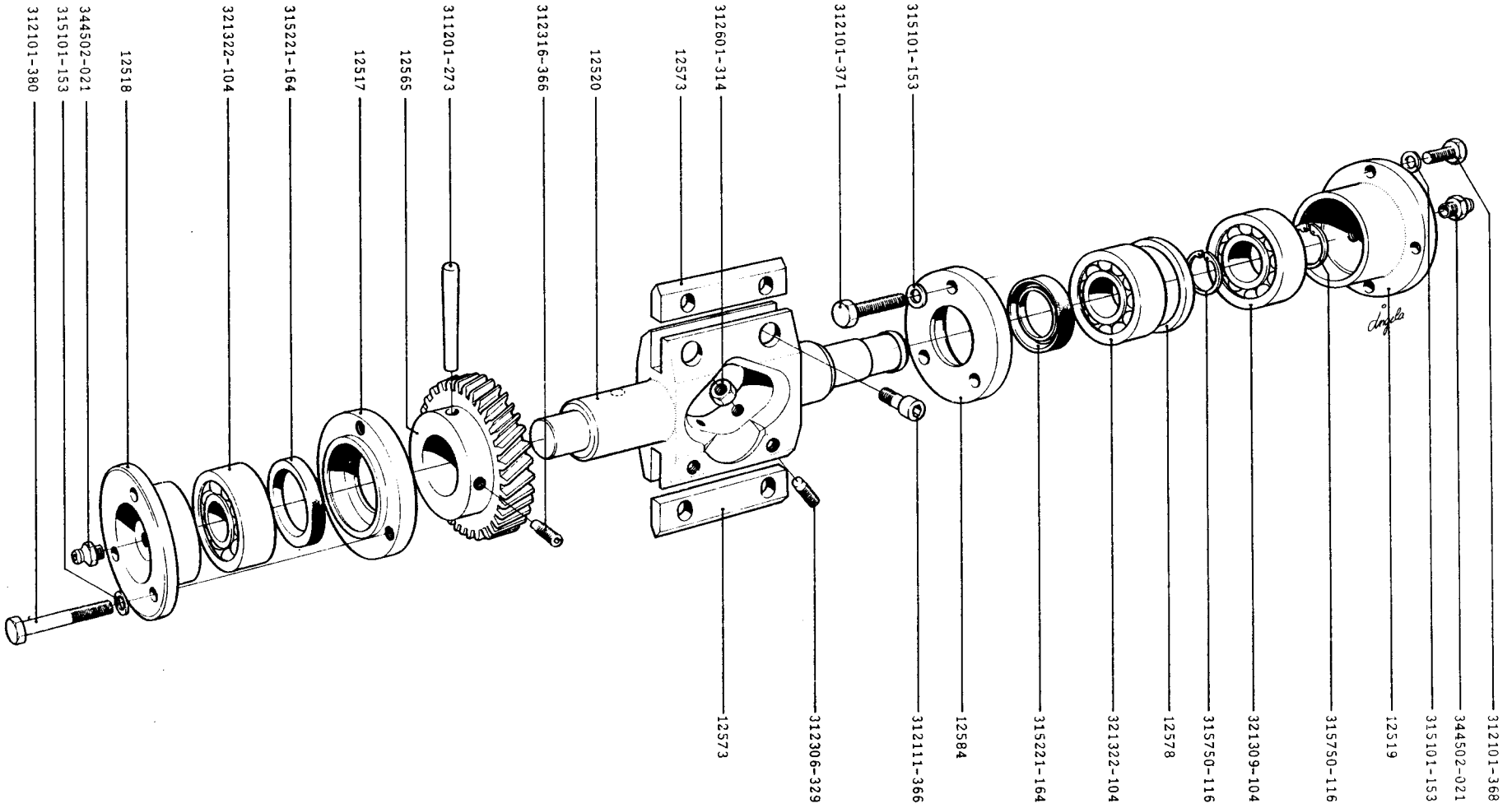

TETRA PAK SERVICE

Machine No
6300-12/13/14/15/16/17
6330-11/12

Group No.
630005- ①②③④⑤⑥⑦
633005- 1/2 3 4 5 6 7

Benämning	Description	Benennung	Désignation
KNIVAXEL		MESSERACHSE	
KNIFE SHAFT		SUPPORT DU COUTEAU	

Issue 1 | Date 1968

J-12660-101	△ ②
J-12660-201	△ △
J-12660-301	△ △ ⑥
J-12660-401	△
J-12660-501	⑥ ⑨ ⑩

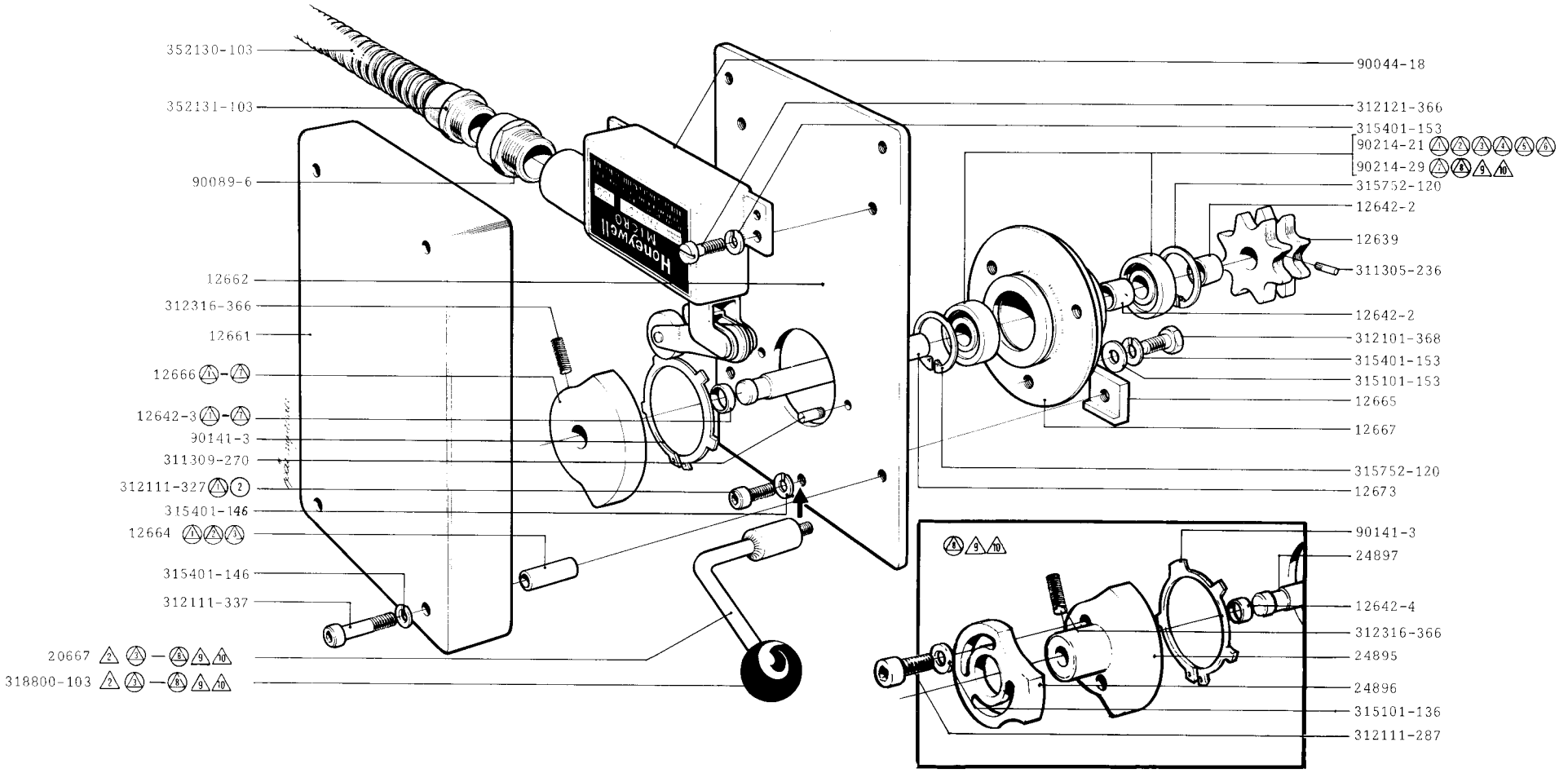

TETRA PAK SERVICE	Machine No 6300-12/13/14/15/16/17 6330-11/12	Group No. 630005- ① → ⑧ 633005- △ → ⑩	Benämning / Description IMPULSGIVARE IMPULSE EMITTER	Benennung / Désignation IMPULSGEBER EMETTEUR D'IMPULSIONS	Issue 2 / Date 1972 Page 12507:1

J-26695-101

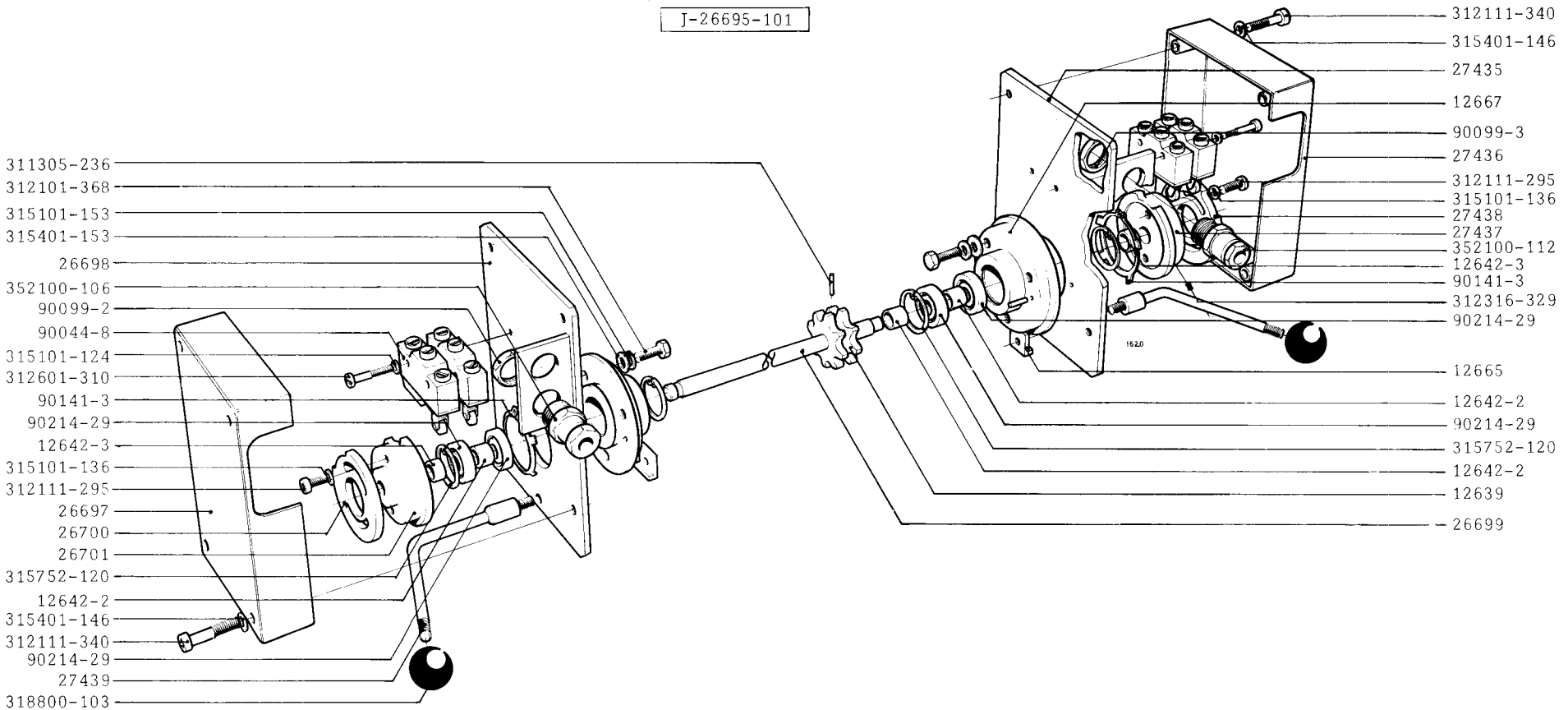

TETRA PAK SERVICE	Machine No 6300-18/19/20	Group No. 630005- 9 10	Benämning / Description: IMPULSGIVARE / IMPULSE EMITTER	Benennung / Désignation: IMPULSGEBER / EMETTEUR D'IMPULSIONS		Issue 1	Date 1975
						Page 12 507:2	

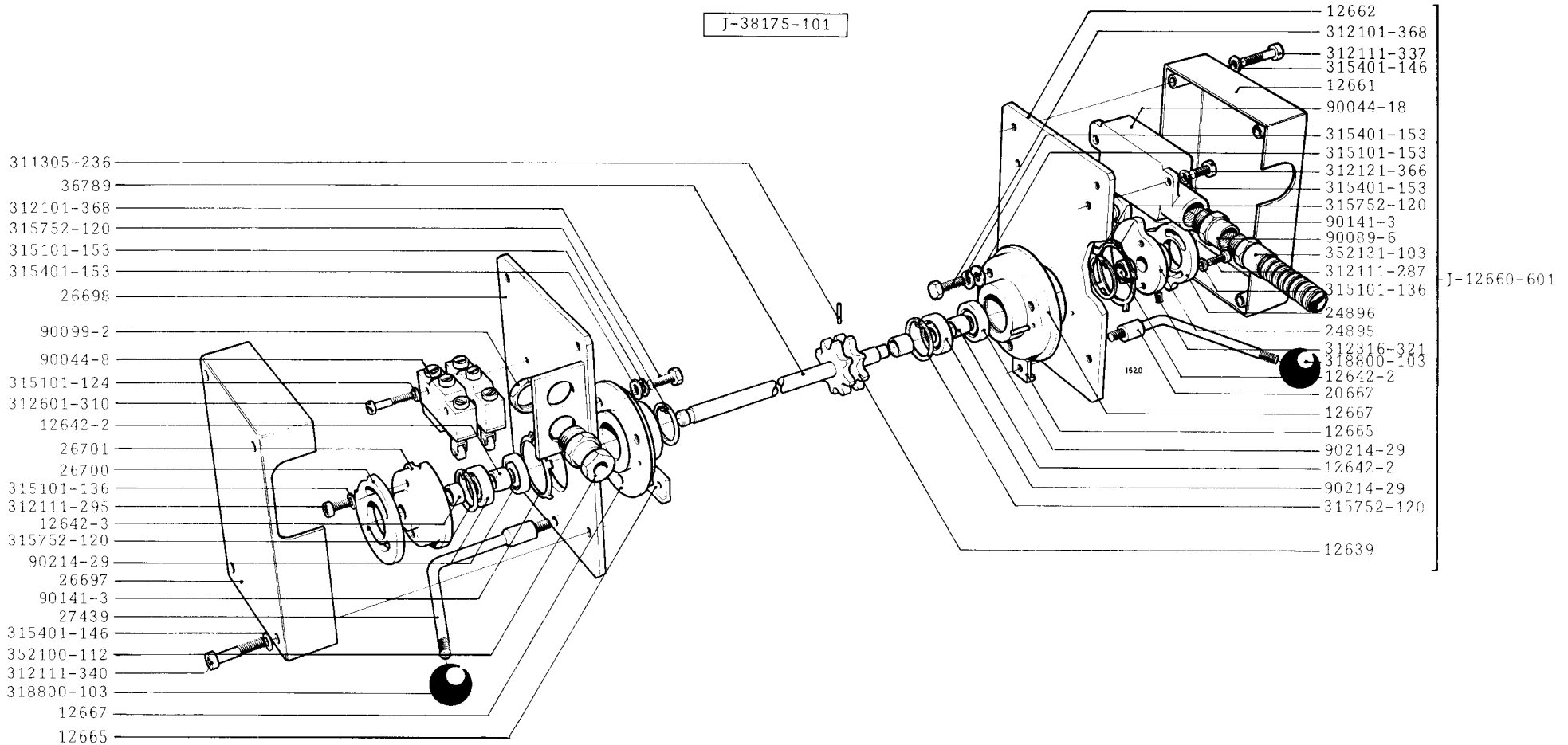

TETRA PAK SERVICE	Machine No 6330-11/12	Group No. 633005-11	Benämning / Description: IMPULSGIVARE / IMPULSE EMITTER	Benennung / Désignation: IMPULSGEBER / EMETTEUR D'IMPULSIONS		Issue 1	Date 1975
						Page 12507:3	

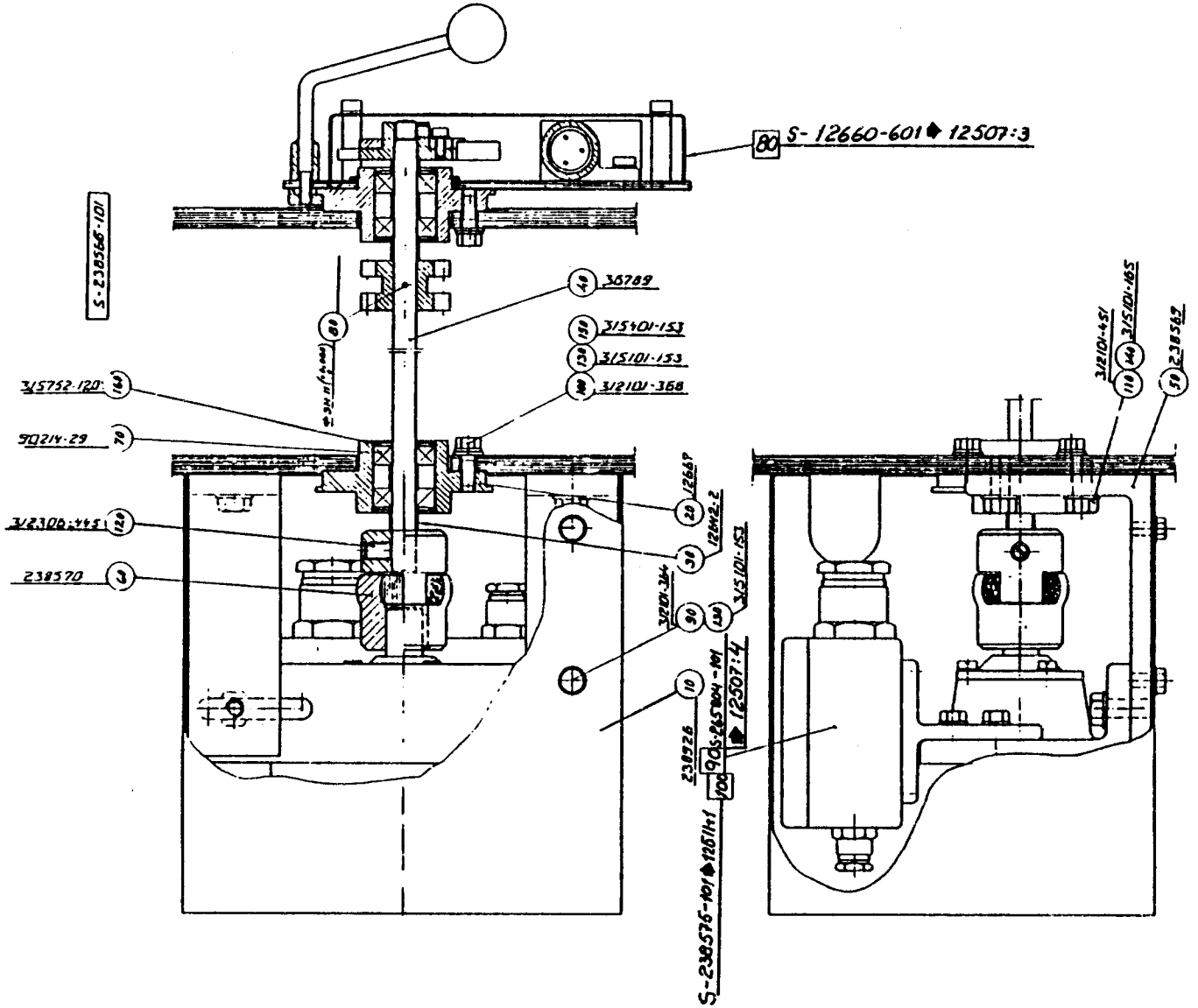

TETRA PAK SERVICE	Group No. 633005- 12	Description IMPULSGIVARE / IMPULSE EMITTER / IMPULSGEBER / EMETTEUR D'IMPULSIONS		Issue 1	Date 7906
				Page	12507:4

J-14432-100

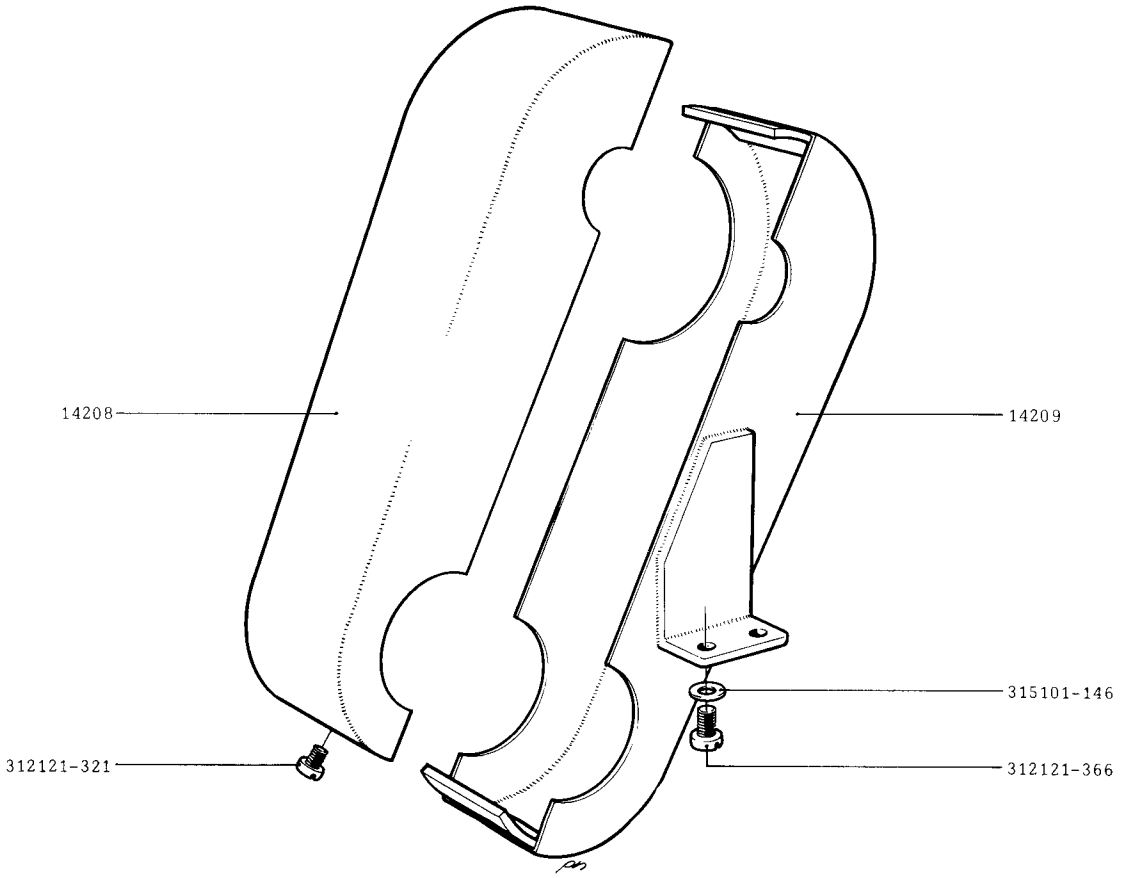

TETRA PAK SERVICE

Machine No
6300-12/13/14/15/16/17

Group No.
630005-(1)

Benämning	Description	Benennung	Désignation
KEDJESKYDD		KETTENSCHUTZ	
CHAIN GUARD		PROTECTION CHAINE	

Issue 1 | Date 1968

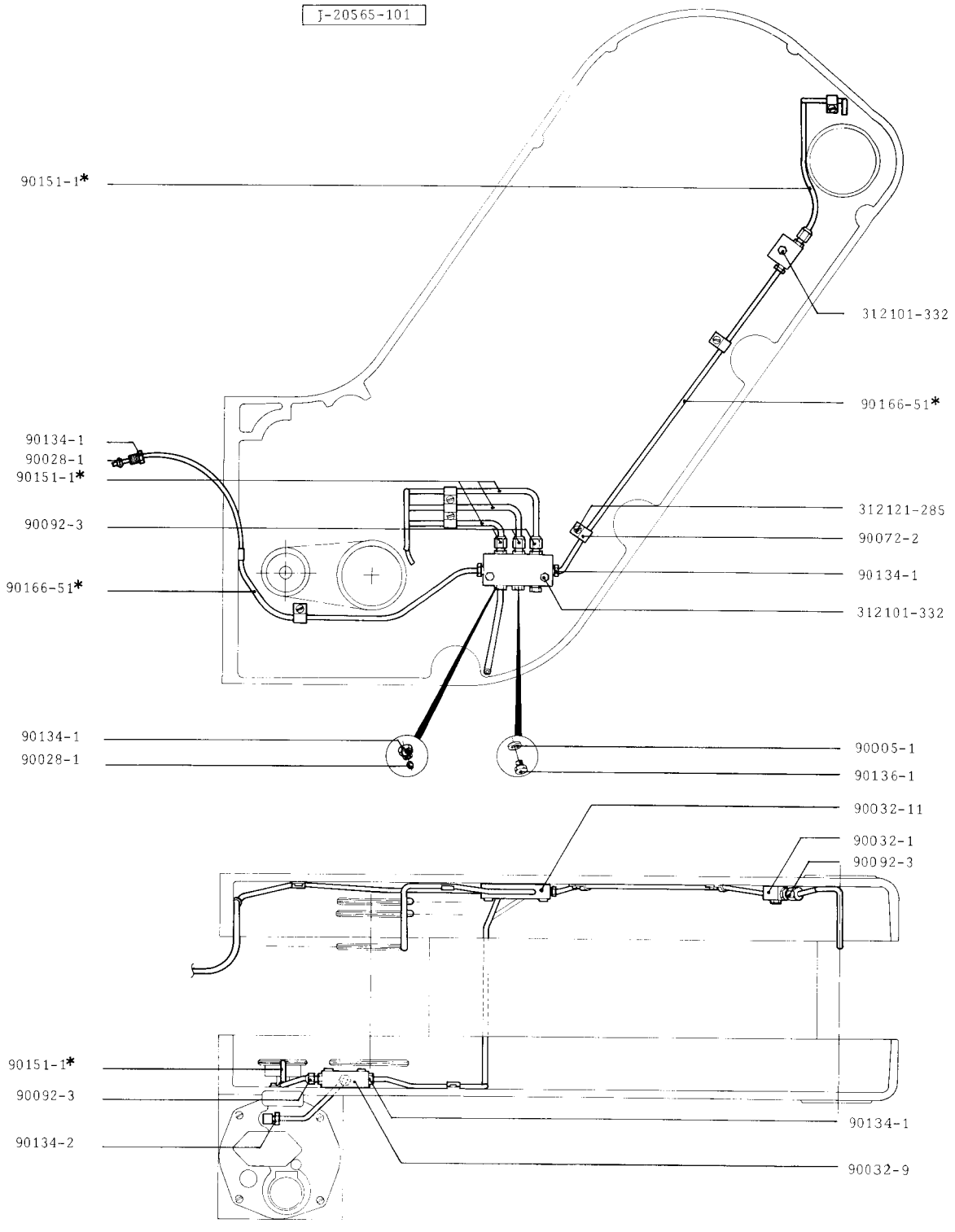

Issue	1	Date	1972
Page	12509:1		

Benämning	Description	Benennung	Désignation
CENTRALSMÖRJNING	CENTRAL LUBRICATION SYSTEM	ZENTRALSCHMIERVORRICHTUNG	DISPOSITIF GRAISSAGE CENTRAL

Group No. 633005- A A/S

Machine No 6330-11/12

TETRA PAK SERVICE

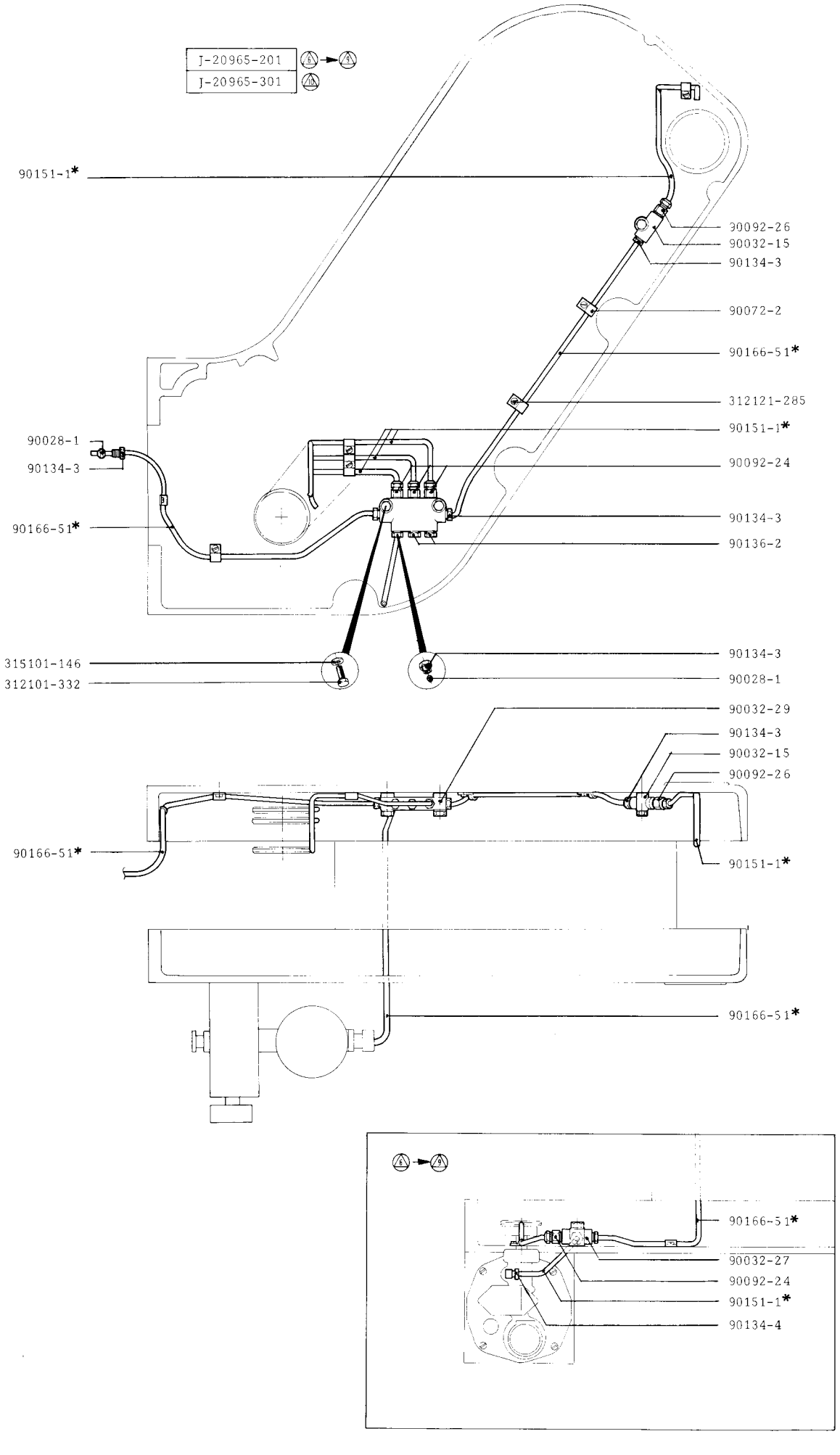

Issue 1 | Date 1972

Page 12509:2

Benämning | Description | Benennung | Désignation

CENTRALSMÖRJNING | ZENTRALSCHMIERVORRICHTUNG

CENTRAL LUBRICATION SYSTEM | DISPOSITIF GRAISSAGE CENTRAL

Group No.

630005-6 → 10

633005-6 → 10

Machine No

6300-12/13/14/15/16/17/18/19/20

6330-11/12

TETRA PAK SERVICE

S-265865-101

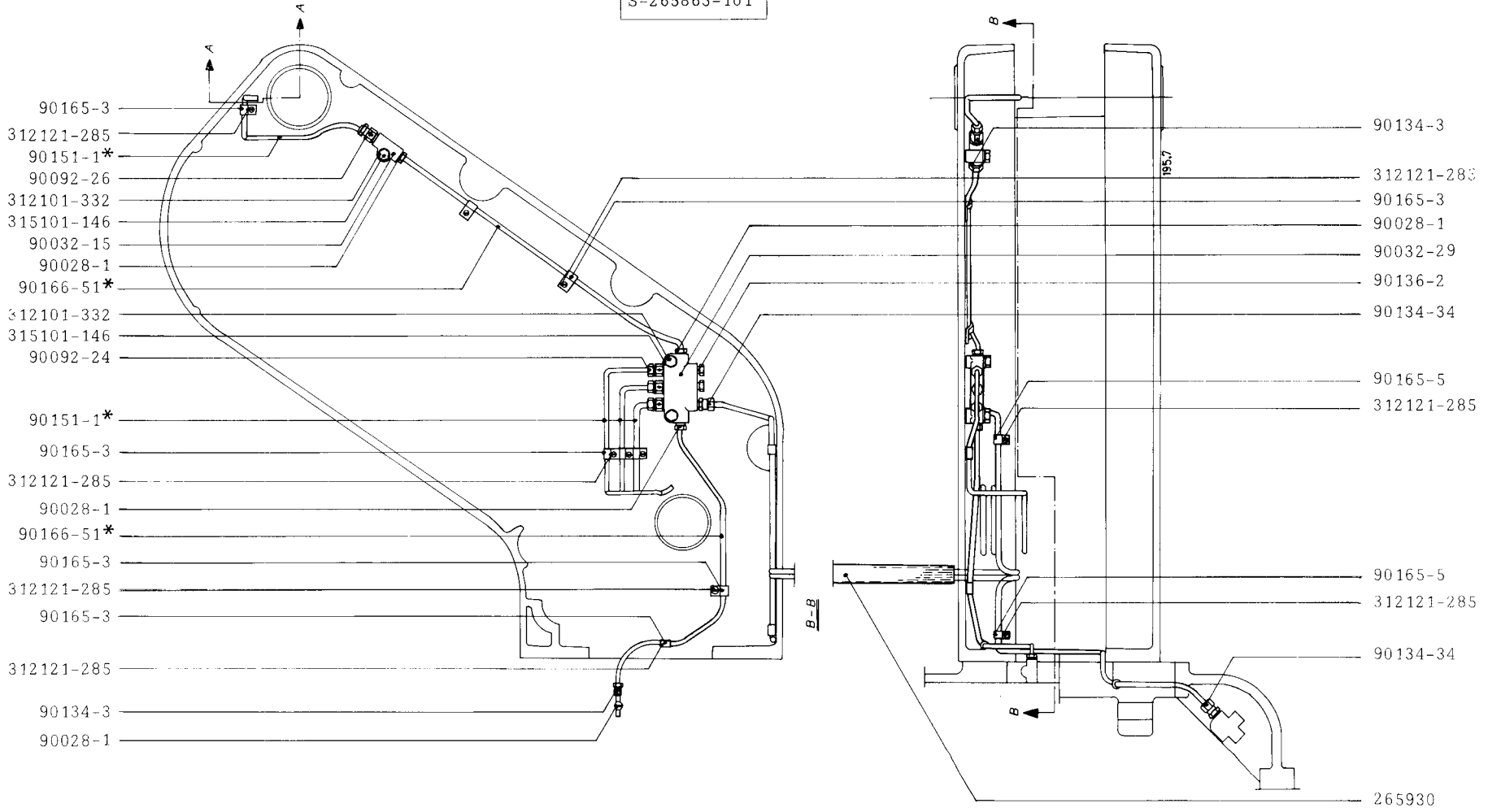

TETRA PAK SERVICE	Machine No 6330-13	Group No. 633005- 12	Benämning Description CENTRALSMÖRJNING CENTRAL LUBRICATION SYSTEM	Benennung Désignation ZENTRALSCHMIERVORRICHTUNG DISPOSITIF GRAISSAGE CENTRAL	Issue 1 Date 1980 Page 12509:3

J-30345-101

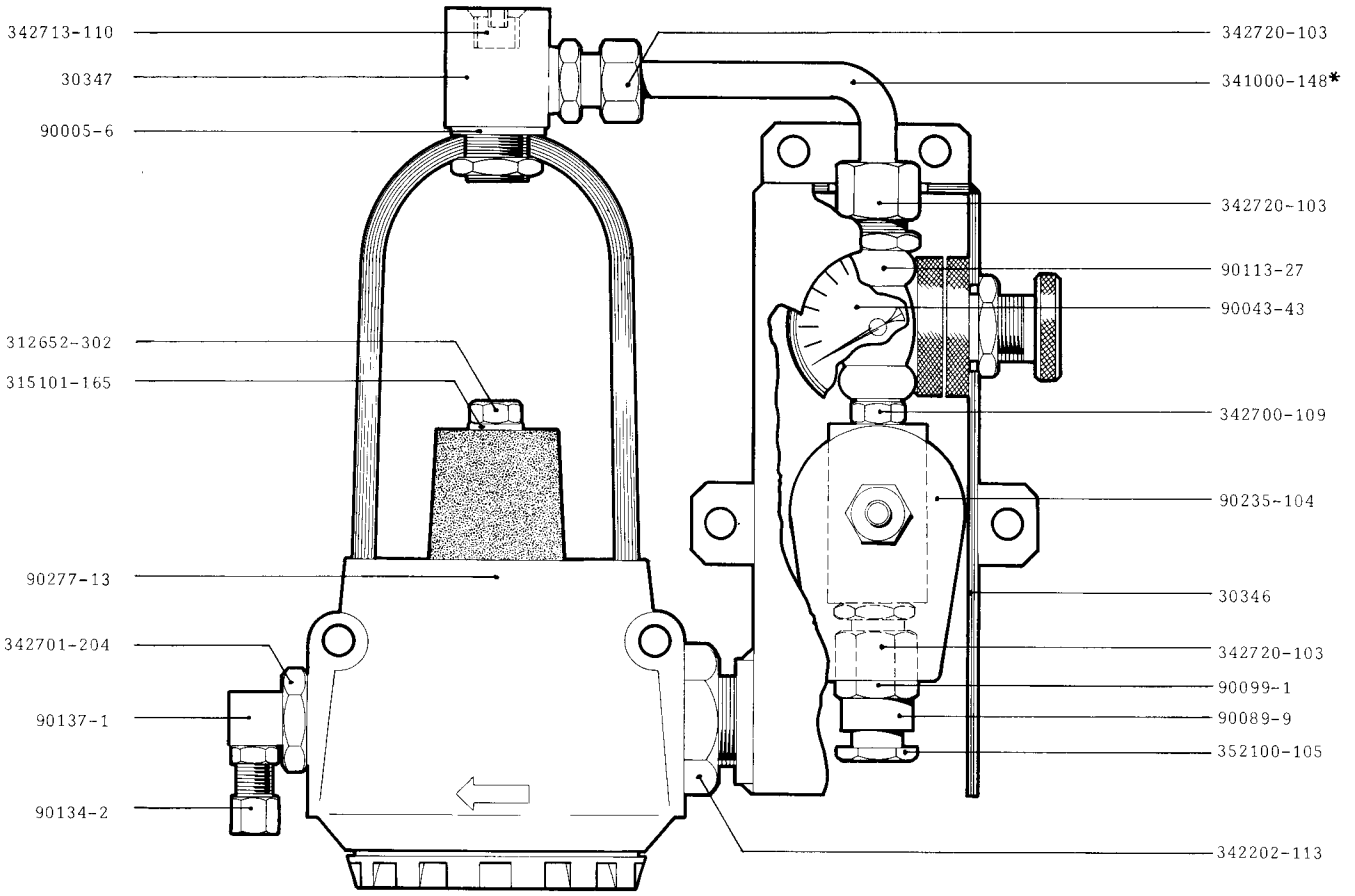

TETRA PAK SERVICE

Machine No	Group No.	Benämning / Description / Benennung / Désignation
6300-19/20 6330-11/12	630005-10 633005-10	SMÖRJAGGREGAT / LUBRICATION UNIT / SCHMIERAPPARATUS / GRAISSEUR

S-238575-101

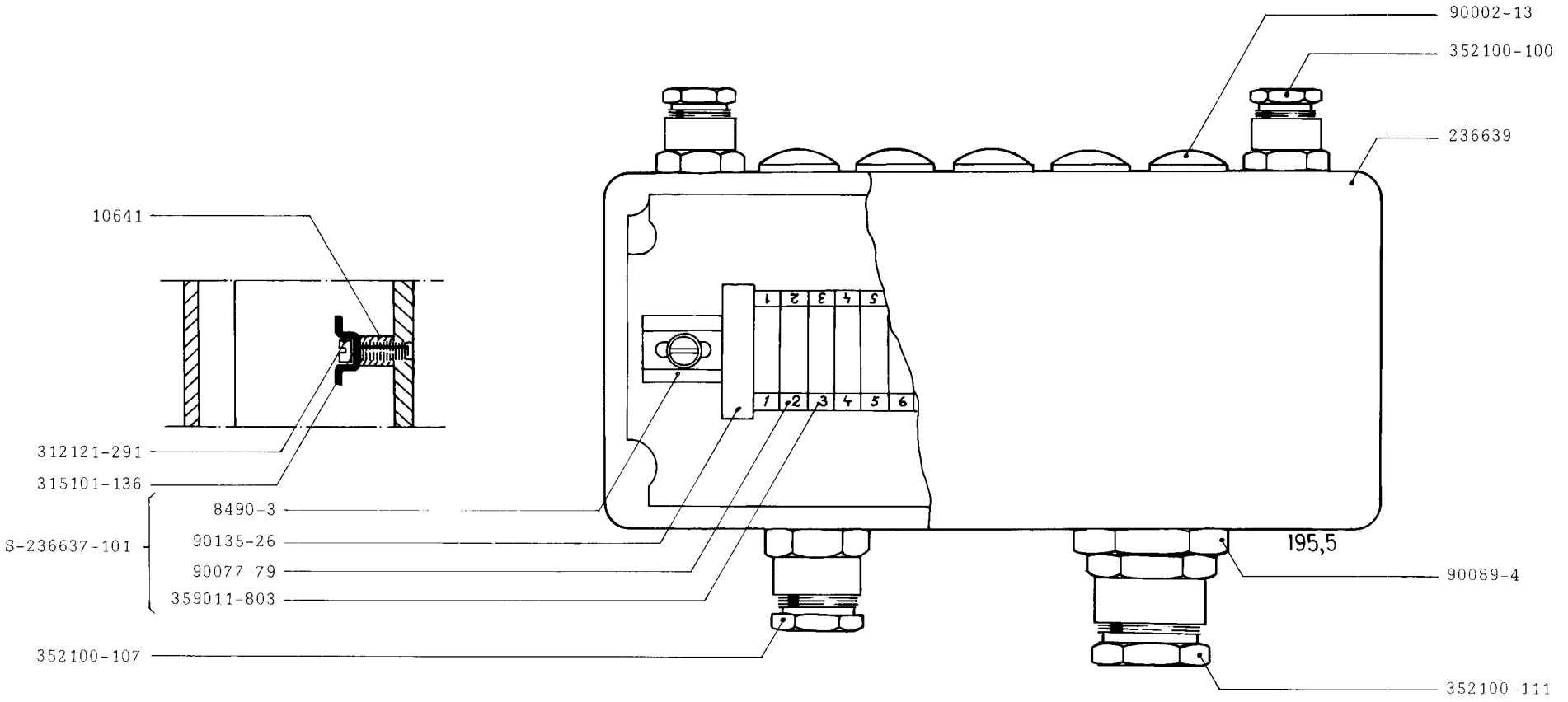

TETRA PAK SERVICE	Machine No 6330-13	Group No. 633005-12	Benämning / Description: KOPPLINGSLÅDA / JUNCTION BOX	Benennung / Désignation: ANSCHLUSSKASTEN / BOITE A BORNES		Issue 1	Date 1980
						Page 12511:1	

6300 Page	6330 Page	Benämning	Description	Benennung	Désignation	Notes
	12801:1/2	UNDERDEL	MACHINE BASE	UNTERTEIL	PARTIE INFERIEURE	
	12802:1/2	Kompressor	Compressor	Kompressor	Compresseur	
	12803:1	Luftöverhettare	Air Superheater	Lufterhitzer	Surchauffeur d'air	
	12804:1	Filter o. smörjenhet	Filter-Lubrication Unit	Filter-Schmiereinheit	Filter-Graisseur	
	12805:1/2	Vägg	Mounting Plate	Halterung	Tole support	
	12806:1	Transformatorlåda	Transformer Box	Transformatorkasten	Boite du transformateurs	
	12807:1	Gavelplåt	Side Plate	Seitenstück	Tole terminale	
	12808:1	Centralsmörjenhet	Central Lubrication Unit	Zentralschmierungseinheit	Unite de lubrification central	

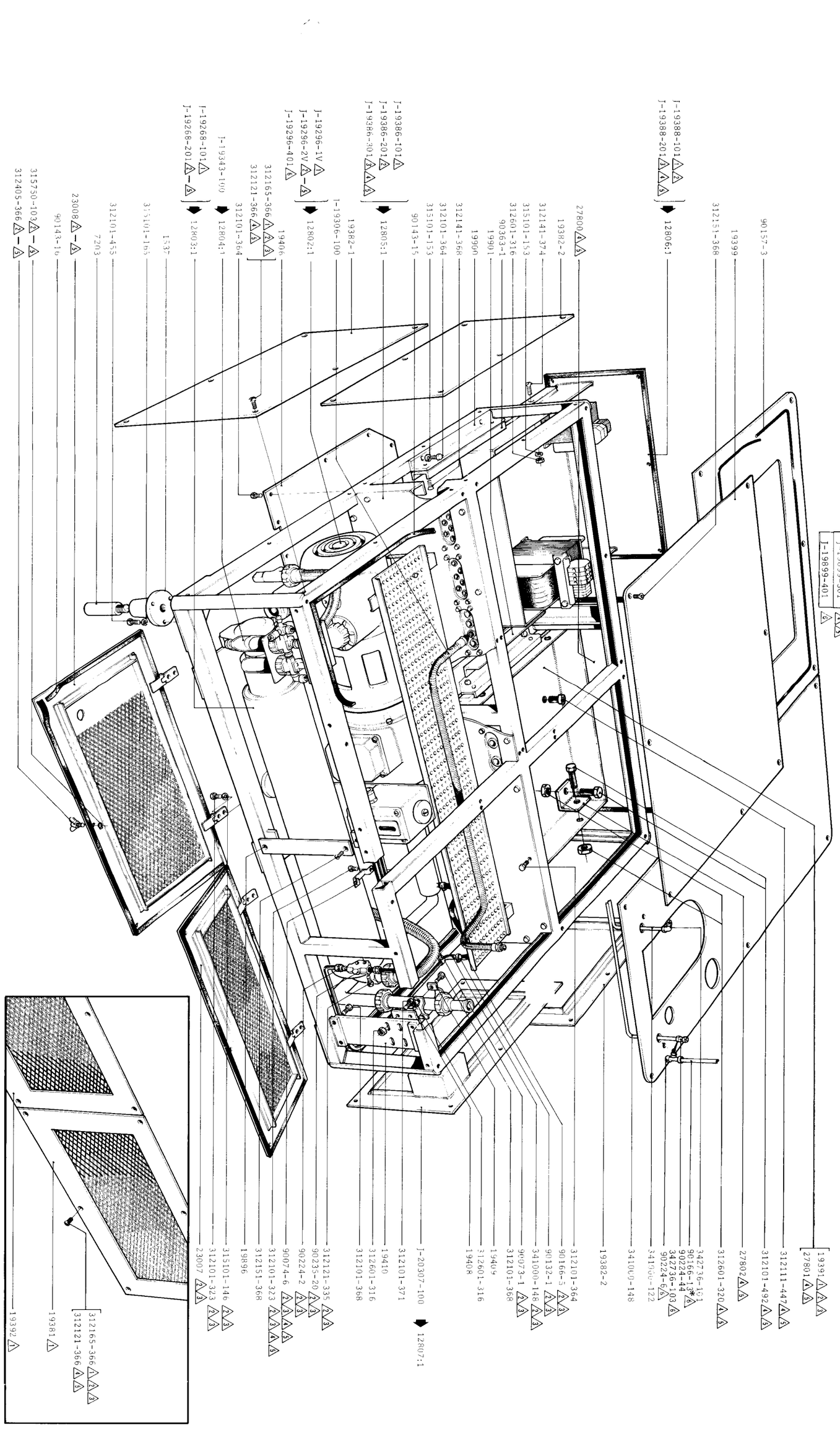

TETRA PAK SERVICE	Machine No 6330-11/12	Group No. 633008- △1△2△3△4△5△6	Benämning UNDERDEL Description MACHINE BASE Benennung UNTERTEIL Désignation PARTIE INFERIEURE		Issue 4 Date 1980 Page 12801:1

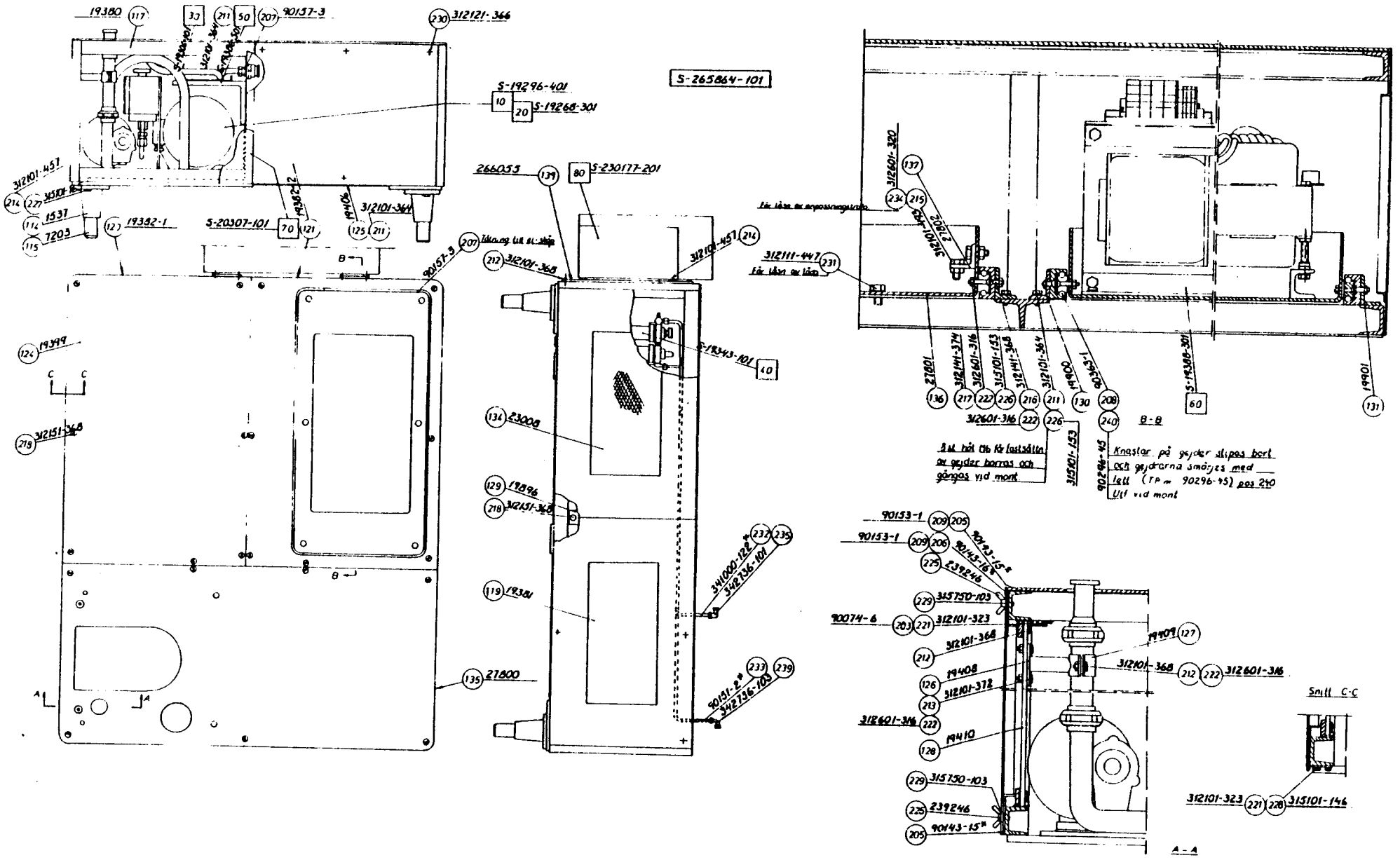

TETRA PAK SERVICE	Group No. 633008-7	Description UNDERDEL / MACHINE BASE / UNTERTEIL / PARTIE INFERIEURE		Issue 1	Date 8010
				Page	12801:2

J-19296-101	50 Hz
J-19296-102	60 Hz
J-19296-201	50 Hz
J-19296-202	60 Hz
J-19296-301	50 Hz
J-19296-302	60 Hz

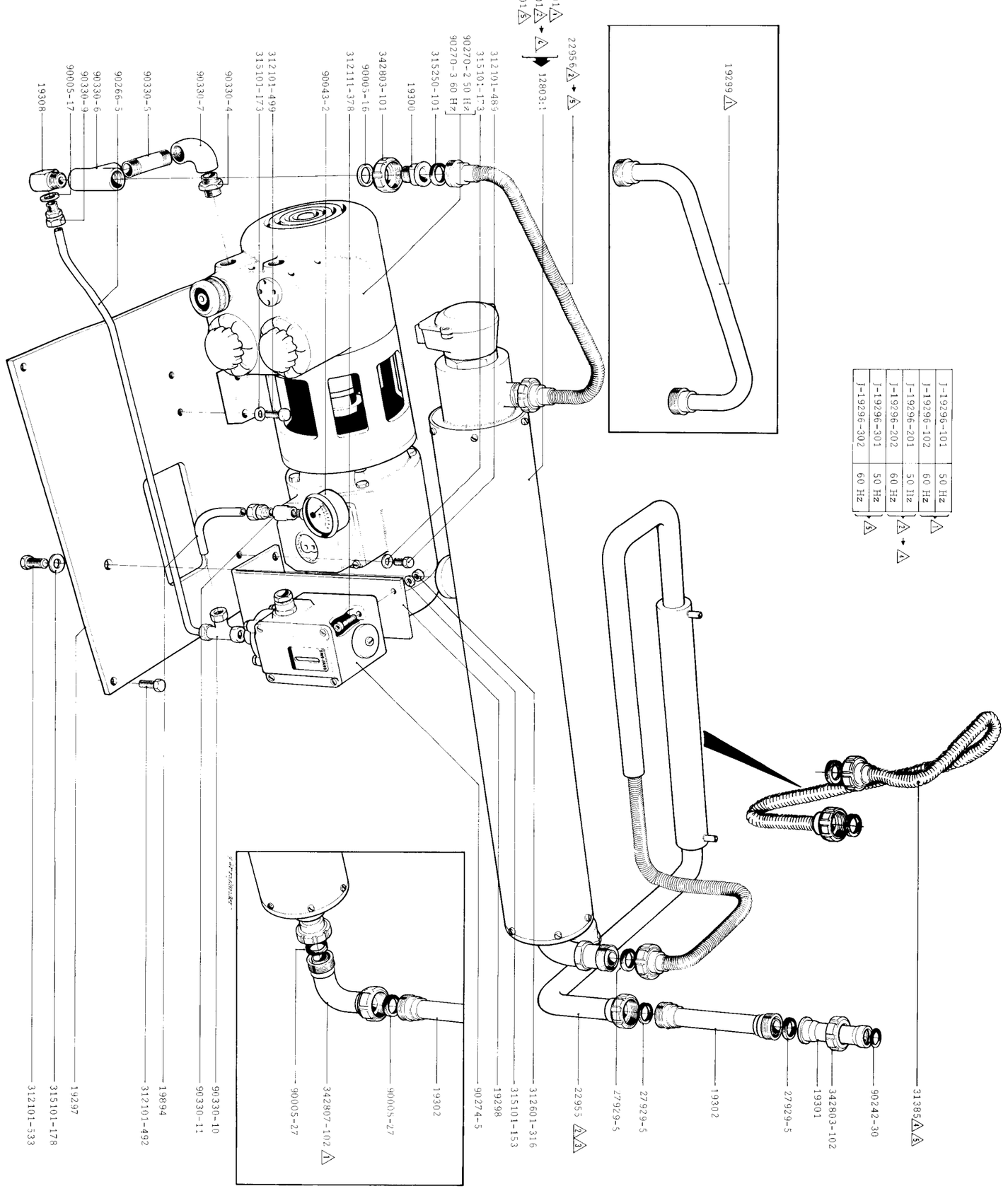

TETRA PAK SERVICE	Machine No: 6330-11/12	Group No.: 633008- △1 → △5	Benämning / Description: KOMPRESSOR / COMPRESSOR	Benennung / Designation: KOMPRESSOR / COMPRESSEUR	Issue 3 · Date 1975 · Page 12 802:1

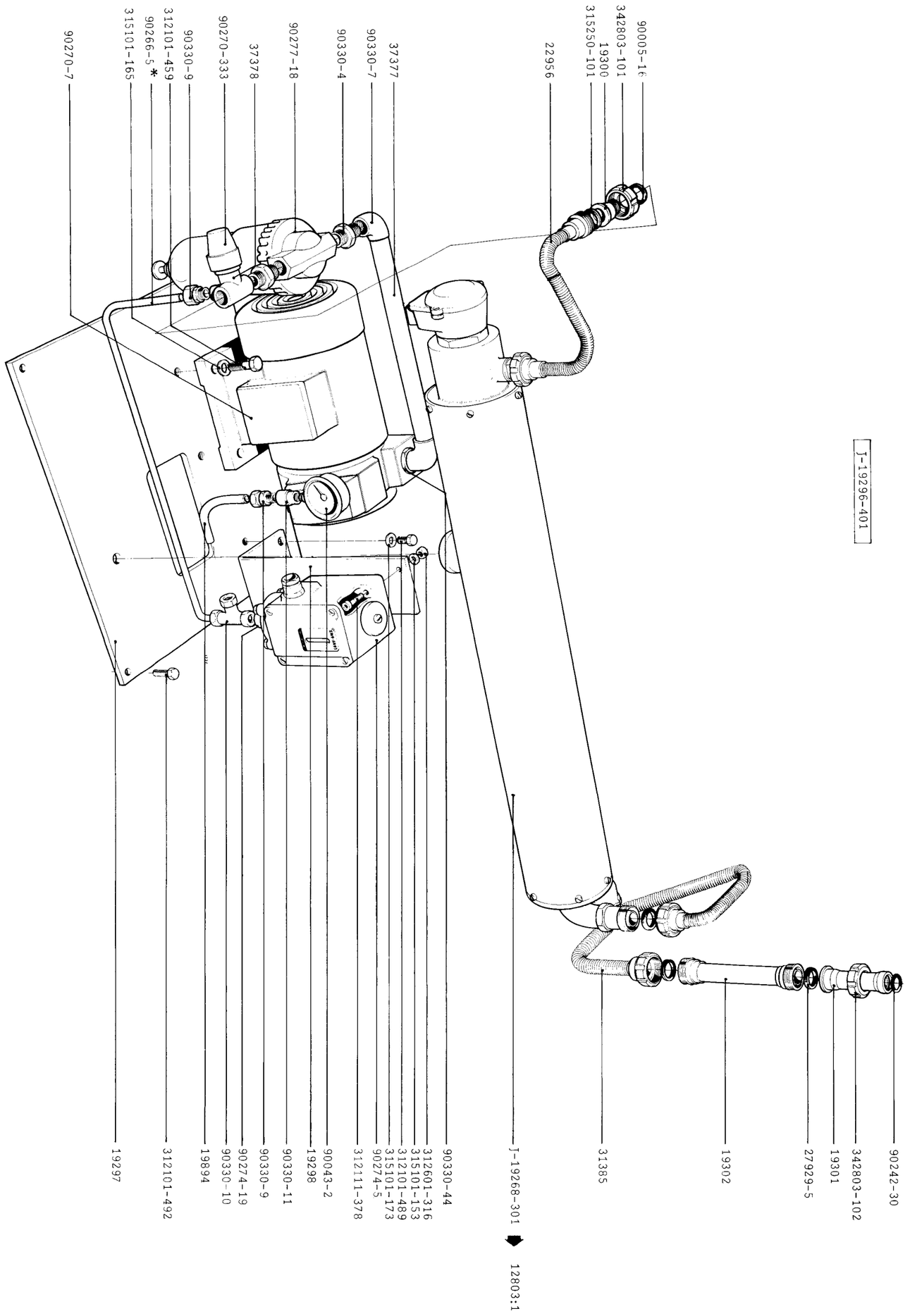

TETRA PAK SERVICE	Machine No 6330-11/12	Group No. 633008-6	Benämning / Description / Benennung / Désignation: KOMPRESSOR / COMPRESSOR / KOMPRESSOR / COMPRESSEUR		Issue 1	Date 1975	Page 12802:2

J-19268-101	△
J-19268-201	△△△
J-19268-301	△

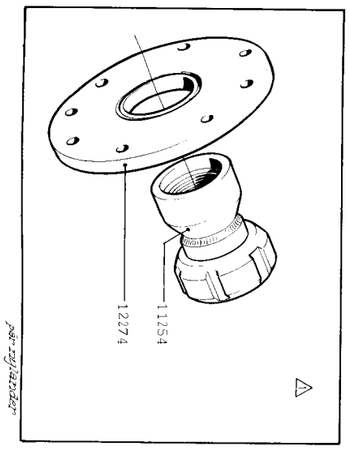

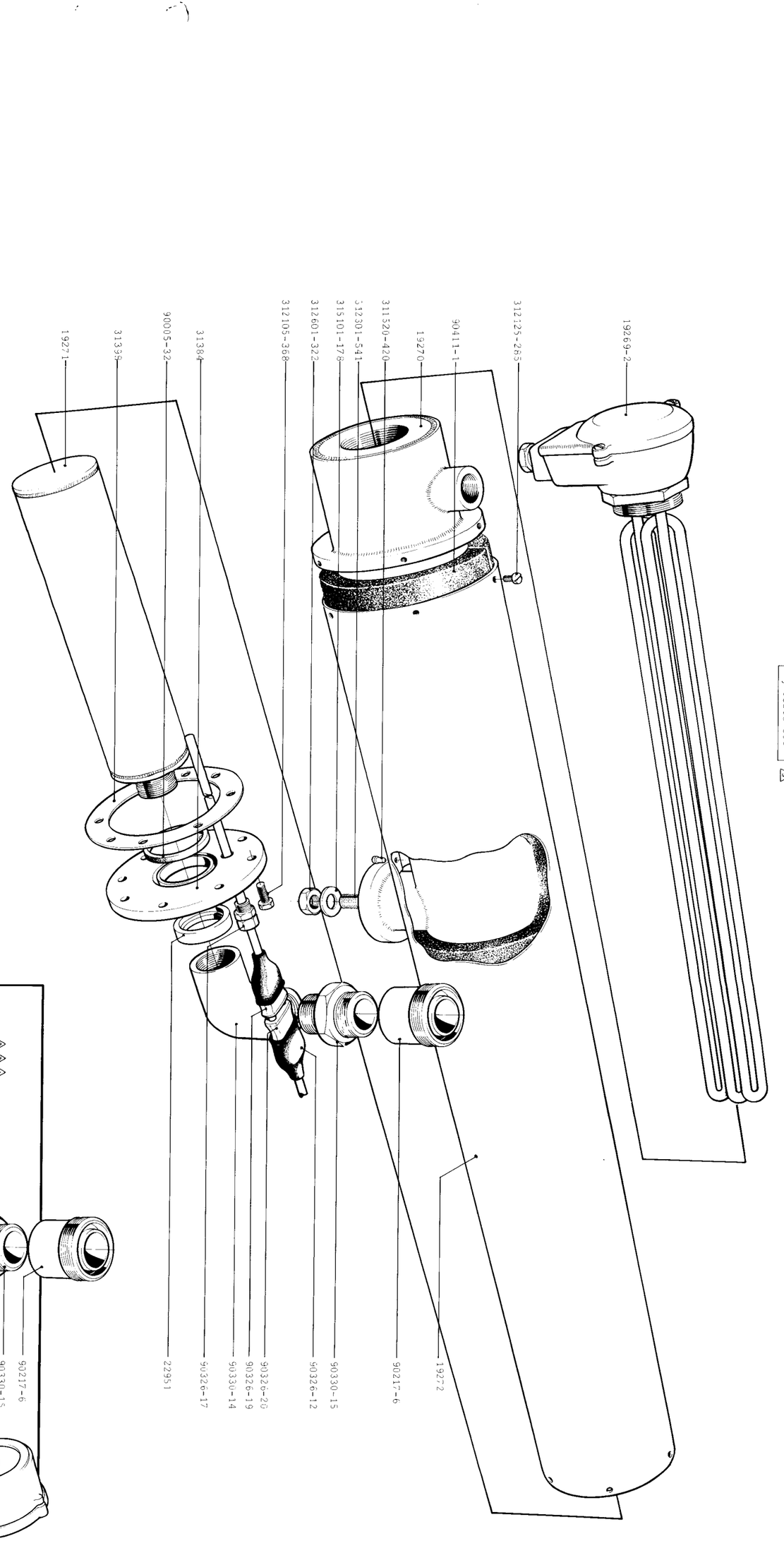

TETRA PAK SERVICE	Machine No 6330-11/12	Group No. 633008- △1△2△3△4△5	Benämning / Description: LUFTÖVERHETTARE / AIR SUPERHEATER	Benennung / Désignation: LUFTERHITZER / SURCHAUFFEUR D'AIR		Issue 2	Date 1972
						Page	12 803:1

J-19386-100	1
J-19386-201	2
J-19386-301	3

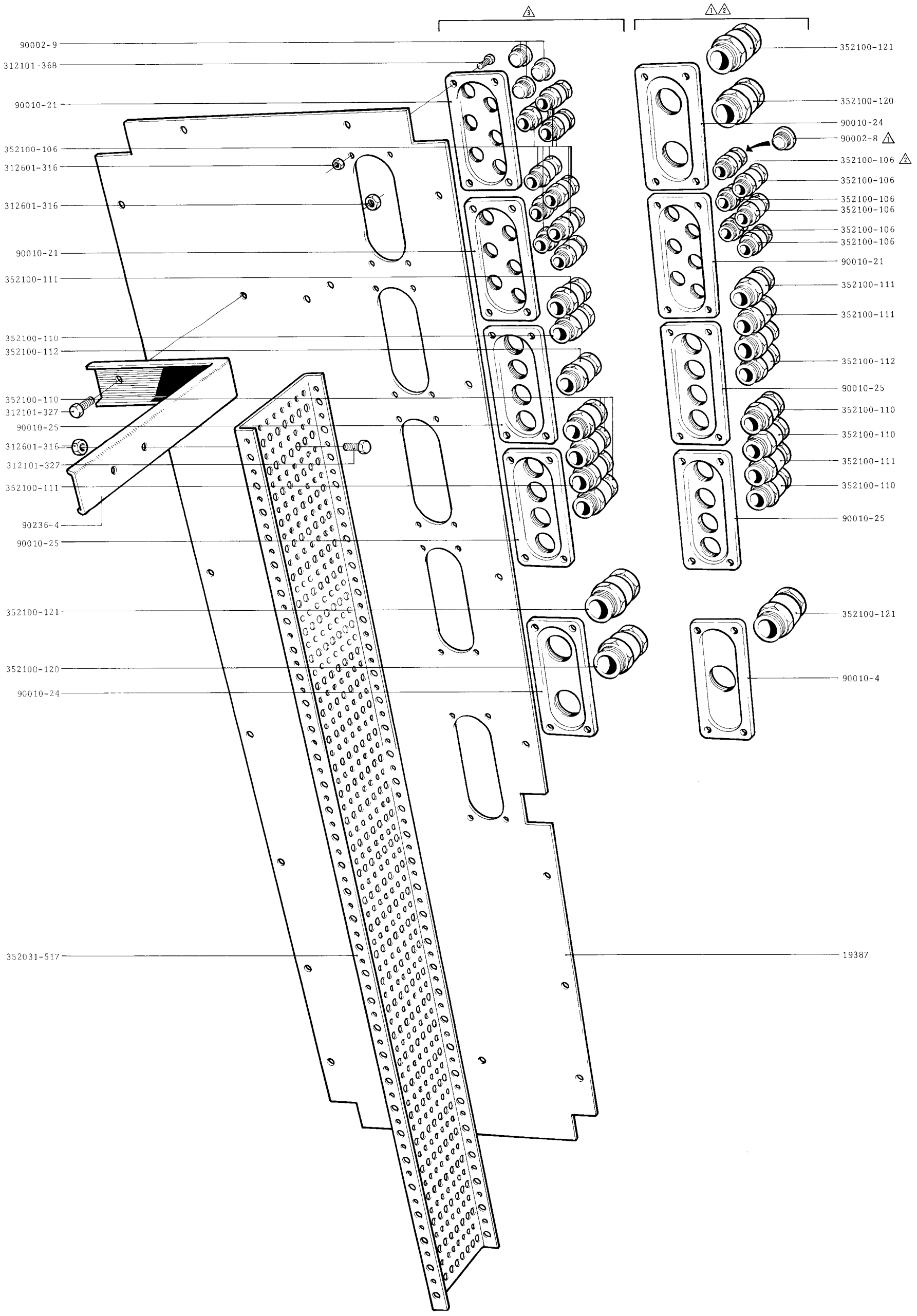

TETRA PAK SERVICE	Machine No 6330-11/12	Group No. 633008- 1 2 3	Benämning / Description: VÄGG / HOUNTING PLATE	Benennung / Désignation: HALTERUNG / TOLE SUPPORT	Issue 1 · Date 1968 · Page 12805:1

J-19386-401	5
J-19386-501	6

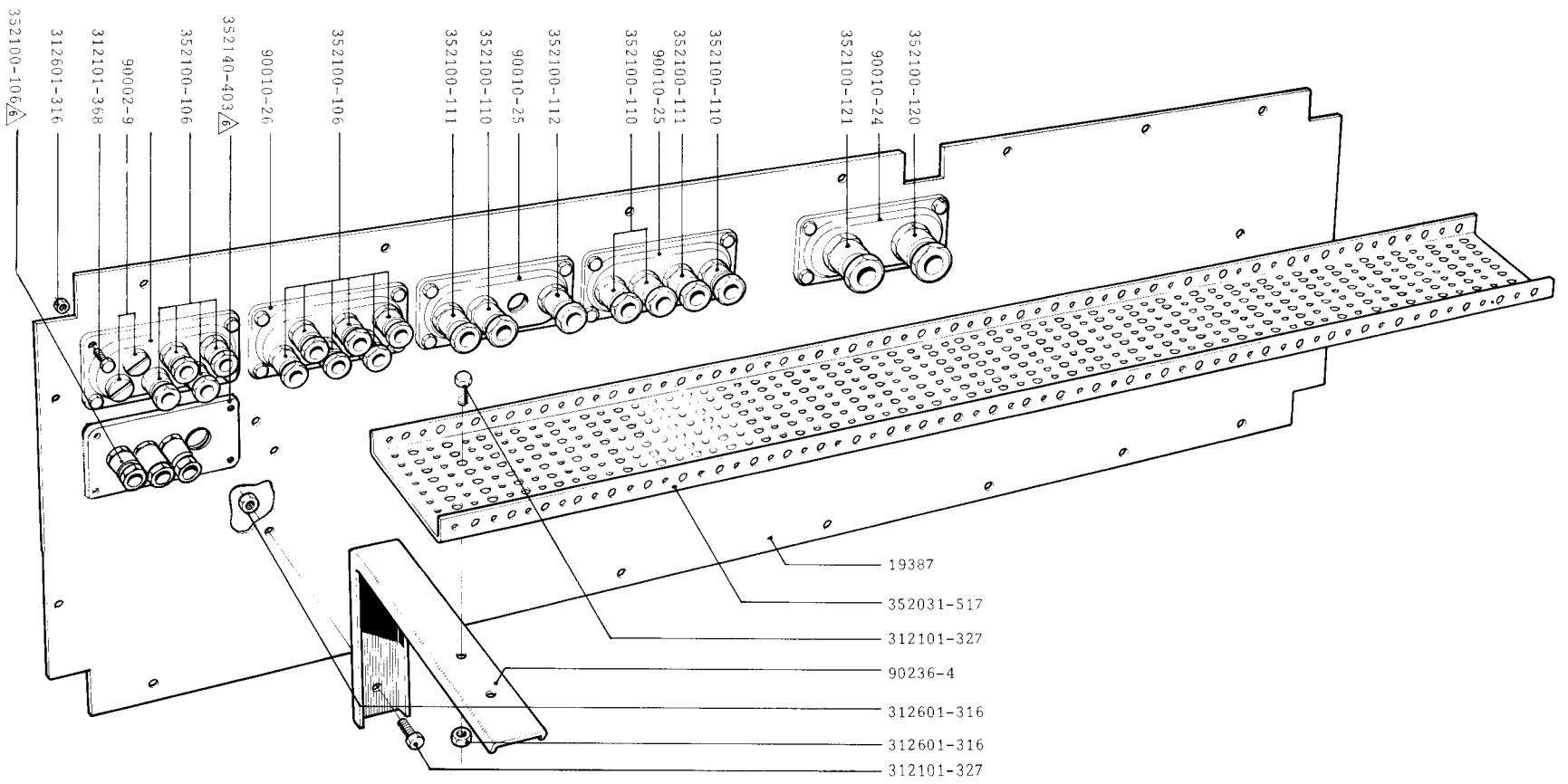

TETRA PAK SERVICE	Machine No	Group No.	Benämning / Description / Benennung / Désignation		Issue	Date
	6330-11/12	633008-5/6	VÄGG / MOUNTING PLATE	HALTERUNG / TOLE SUPPORT	2	1975
					Page	12805:2

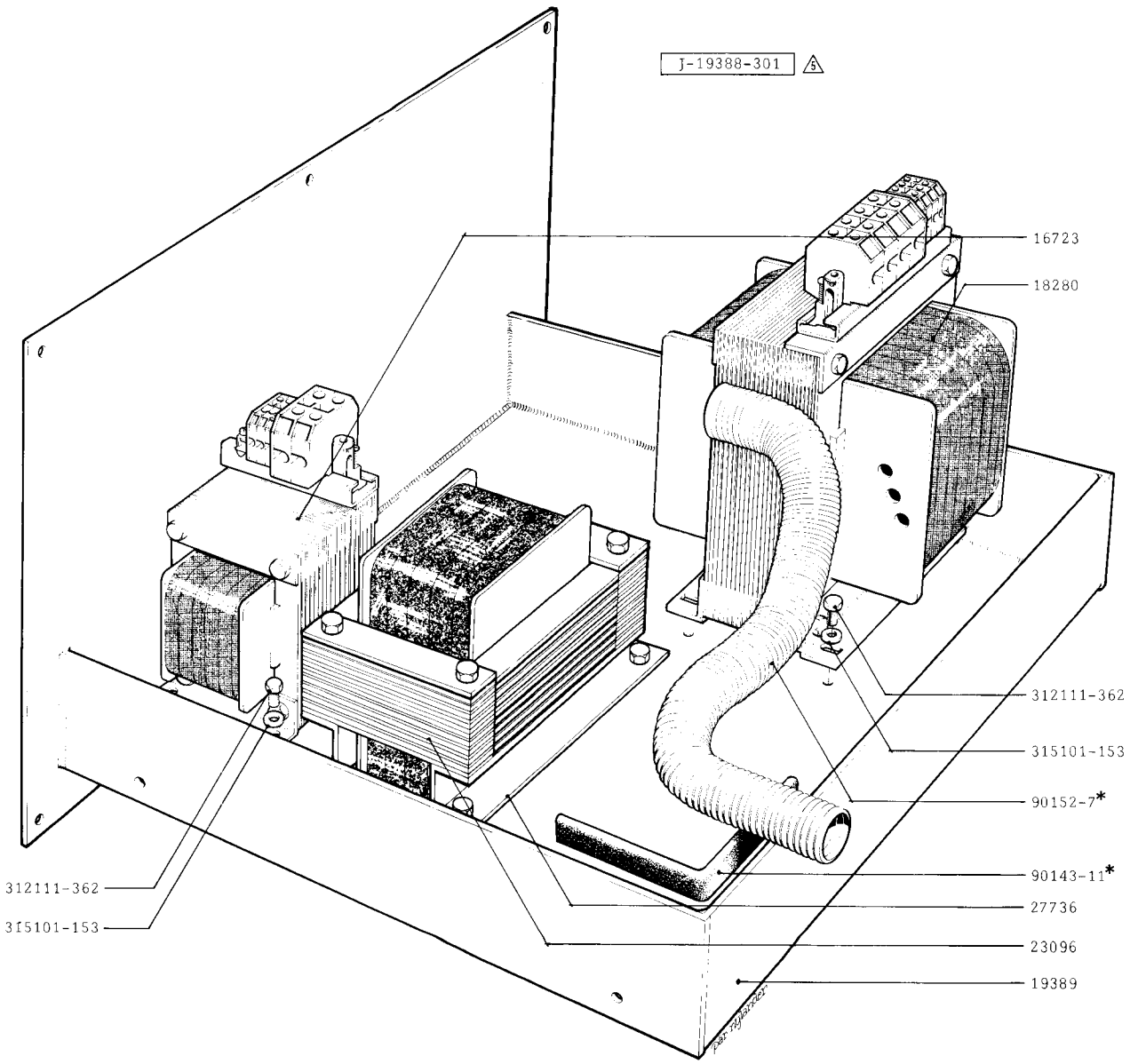

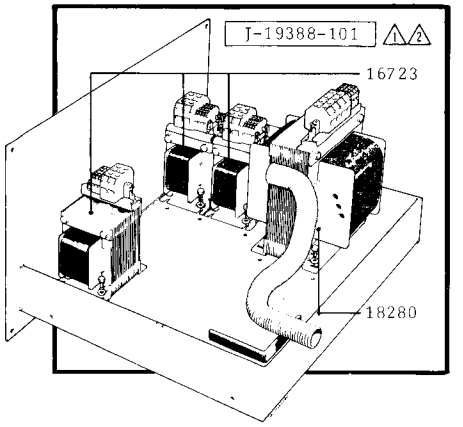

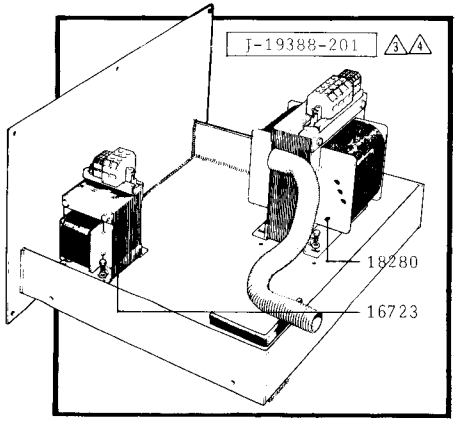

TETRA PAK SERVICE

Machine No
6330-11/12

Group No.
633008- 1 2 3 4 5

Benämning	Description	Benennung	Désignation
TRANSFORMATORLÅDA		TRANSFORMATORKASTEN	
TRANSFORMER BOX		BOITE OU TRANSFORMATEURS	

Issue 2 | Date 1972

J-20307-100

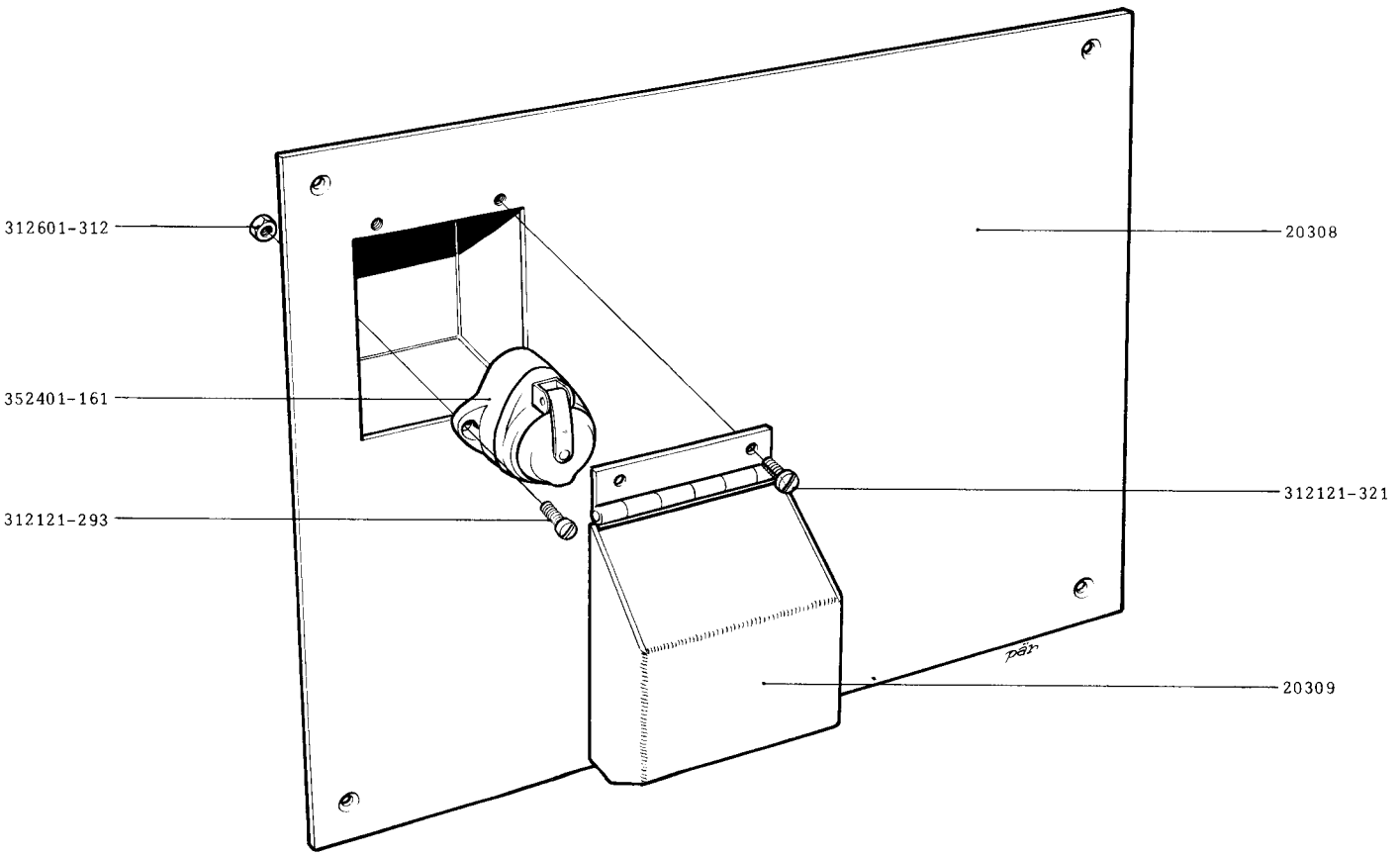

TETRA PAK SERVICE	Machine No 6330-11/12	Group No. 633008- 1 2 3	Benämning / Description: GAVELPLÅT / SIDE PLATE	Benennung / Désignation: SEITENSTUCK / TOLE TERMINALE		Issue 1	Date 1968
						Page 12807:1	

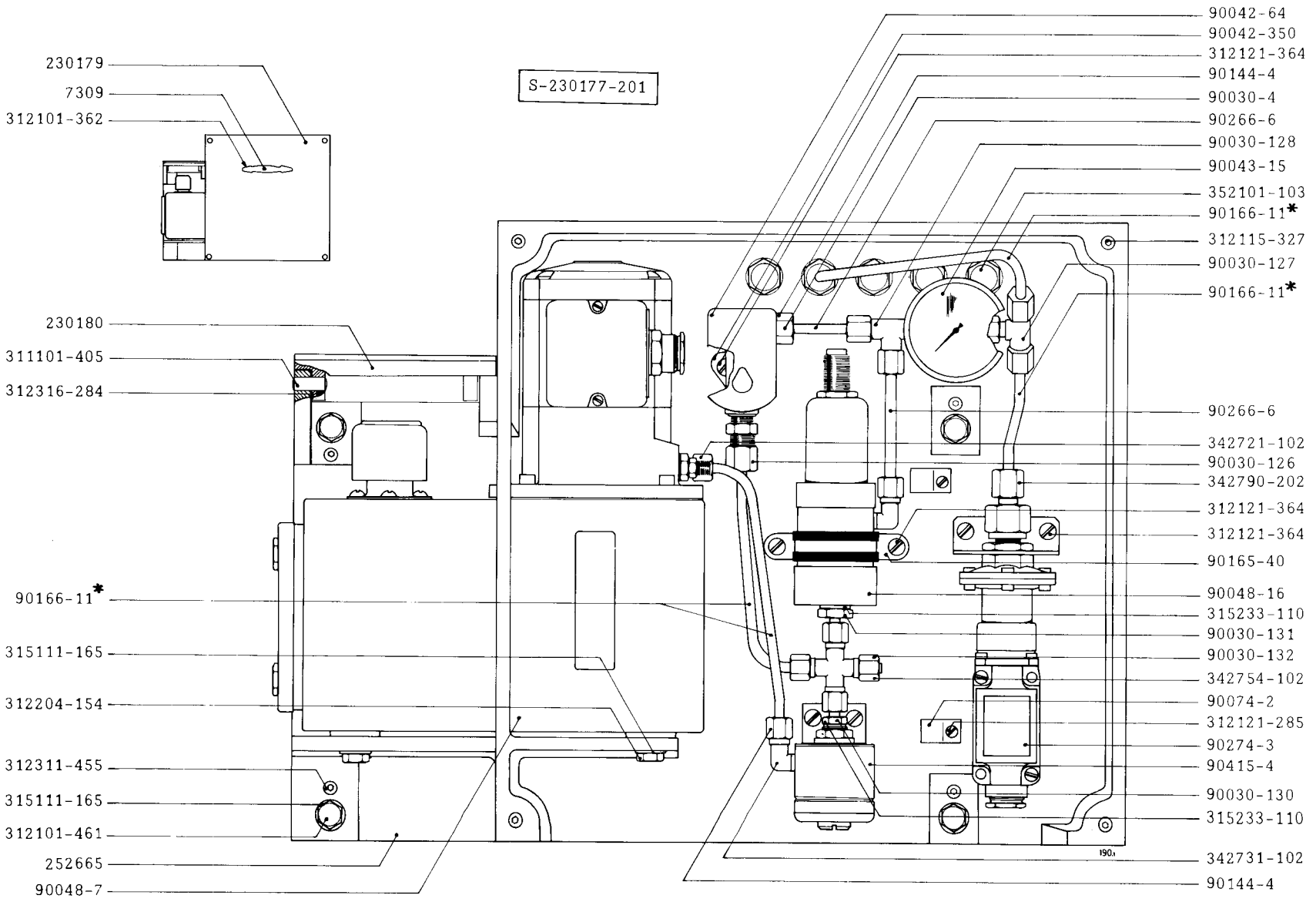

TETRA PAK SERVICE	Machine No 6330-13	Group No. 633008-7	Benämning Description CENTRALSMÖRJENHET / CENTRAL LUBRICATION UNIT	Benennung Désignation ZENTRALSCHMIERUNGS-EINHEIT / UNITE DE LUBRIFICATION CENTRALE		Issue 1	Date 1980
						Page 12808:1	

6300 Page	6330 Page	Benämning	Description	Benennung	Désignation	Notes
12901:1	12902:1	Verktyg	Tool	Werkzeug	Outillage	
	12903:1	Skarvbord	Paper-splacing table	Ansatztich	Table raccord	
	12903:2	Apparat plåt	Apparatas Plate	Apparateblech	Tole d´appareils	
	12903:3	Bord	Table	Tich	Table	

G-10525-107

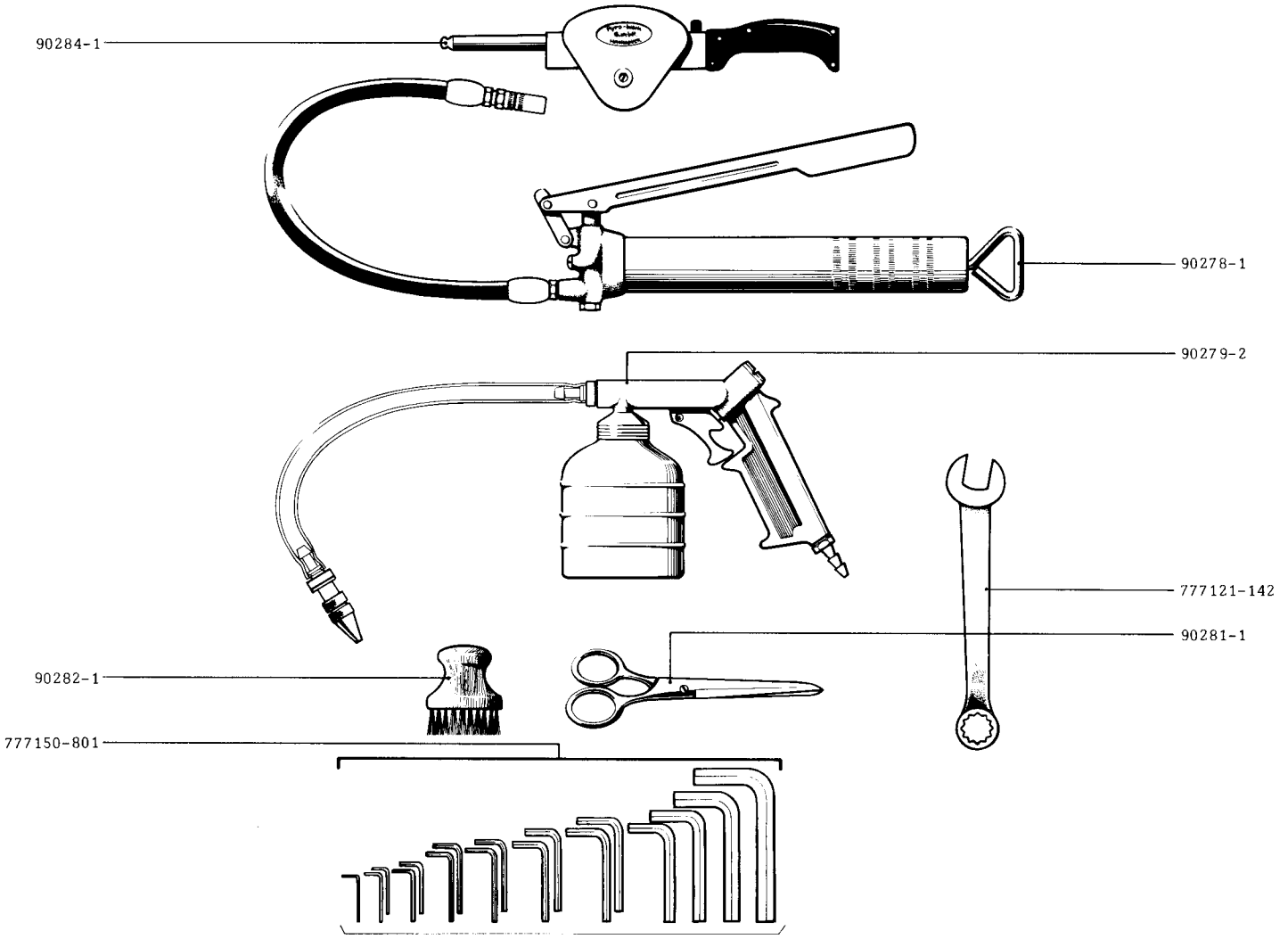

TETRA PAK SERVICE	Machine No: 6300-12/13/14/15/16/17	Group No.: 630009- (1)	Benämning: VERKTYG / TOOL	Description	Benennung: WERKZEUG / OUTILLAGE	Désignation

Issue 1 | Date 1968

Page 12 901:1

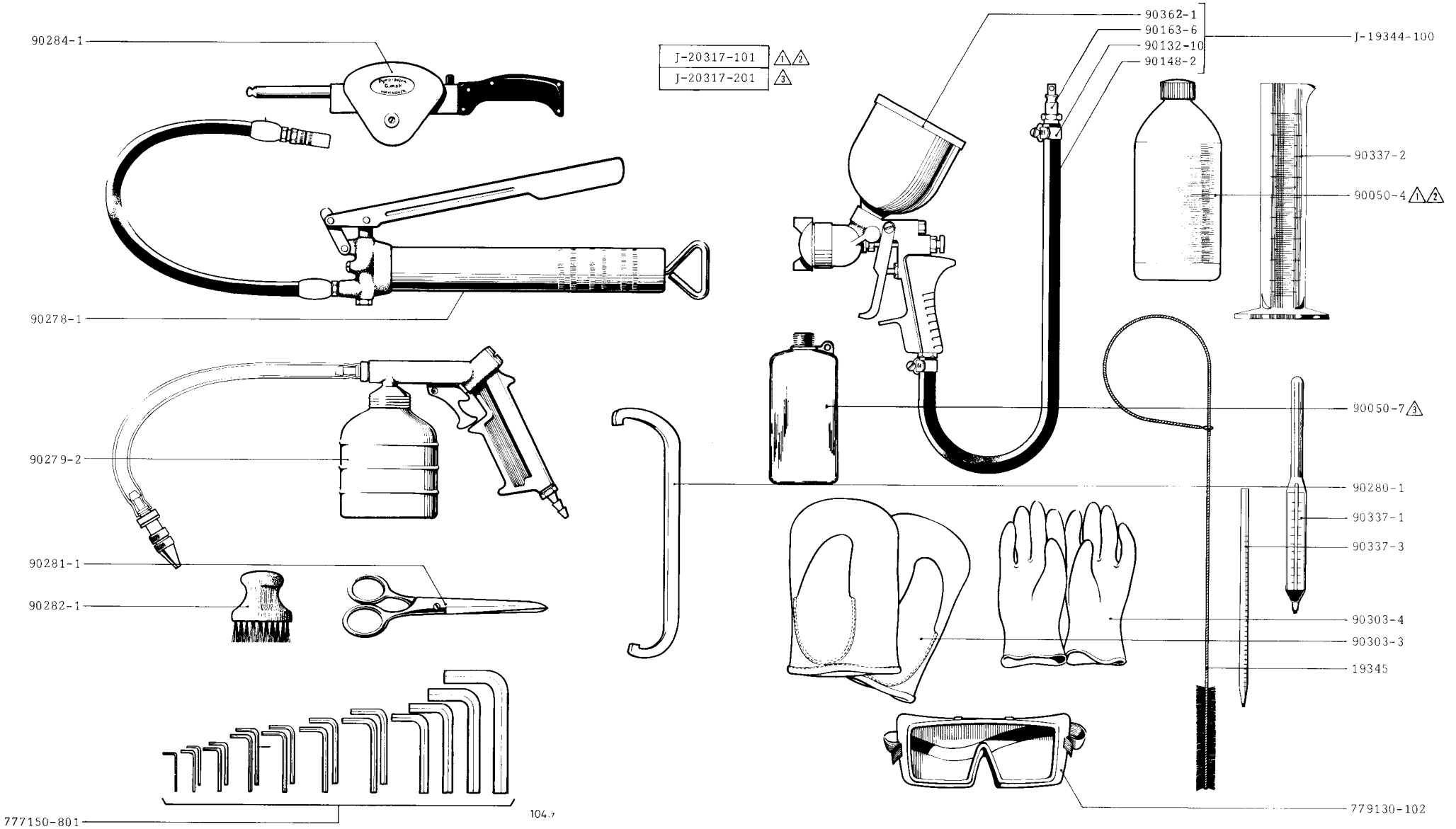

TETRA PAK SERVICE	Machine No 6330-11/12	Group No. 633009- 1 2 3	Benämning VERKTYG / Description TOOL / Benennung WERKZEUG / Désignation OUTILLAGE

Issue 2 | Date 1972

Page 12902:1

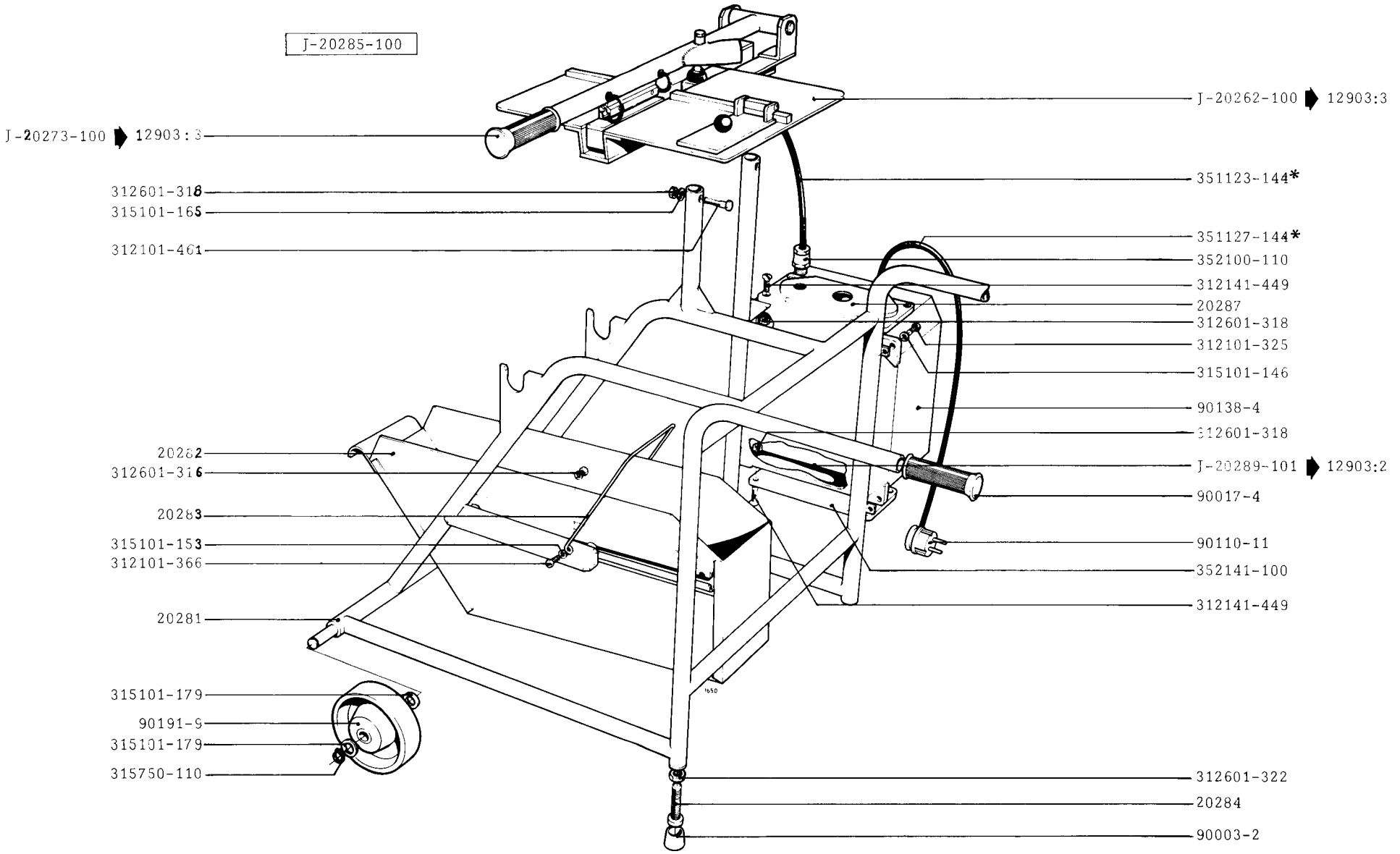

TETRA PAK SERVICE	Machine No 6330-11/12	Group No. 633009-1→3	Benämning / Description: SKARVBORD / PAPER SPLICING TABLE Benennung / Désignation: ANSATZTICH / TABLE RACCORD		Issue 1 · Date 1975 Page 12903:1

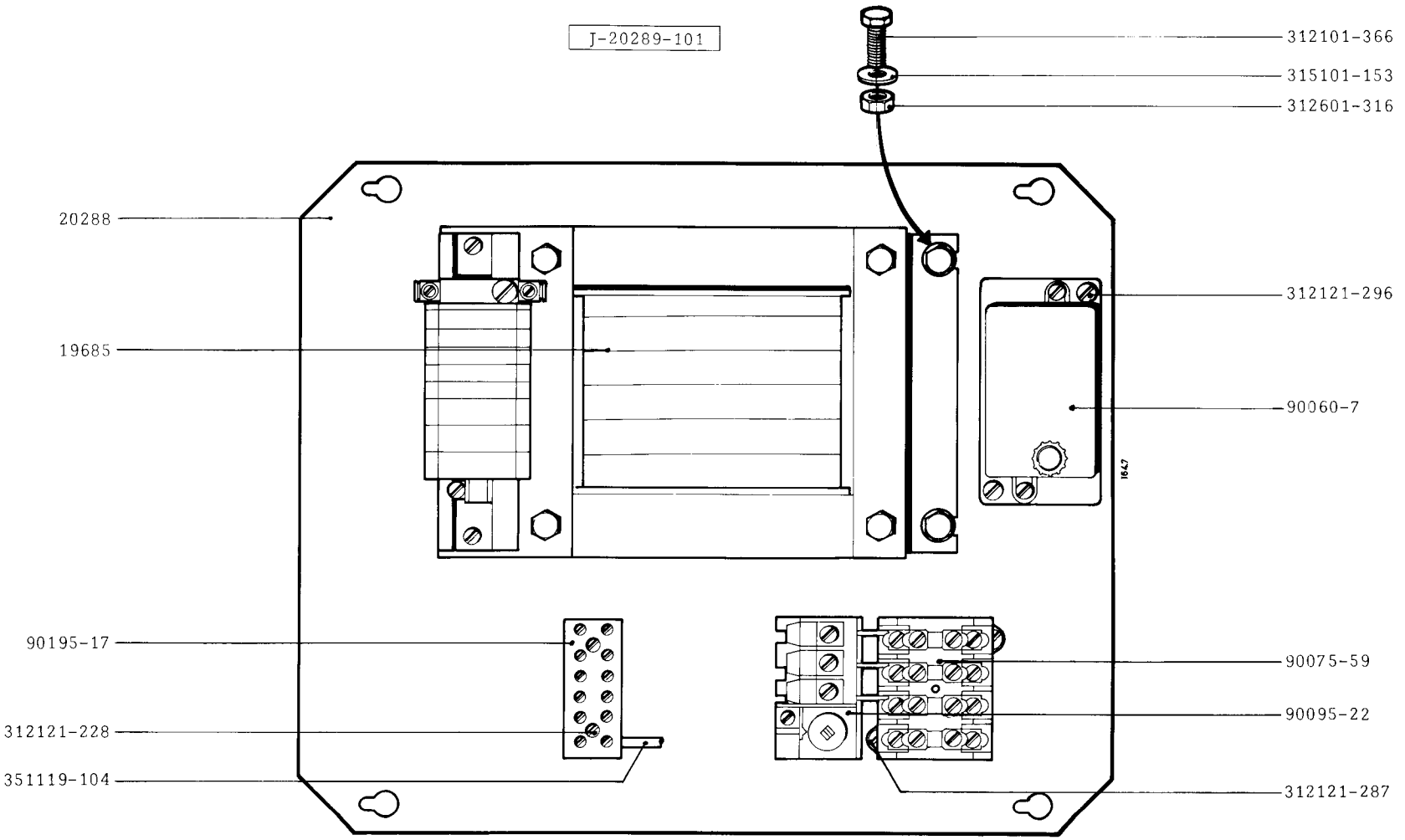

TETRA PAK SERVICE	Machine No 6330-11/12	Group No. 633009- 1 → 3	Benämning / Description: APPARATPLÅT / APPARATUS PLATE	Benennung / Désignation: APPAREILBLECH / TOLE D'APPAREILS	Issue 1 · Date 1975 · Page 12903:2

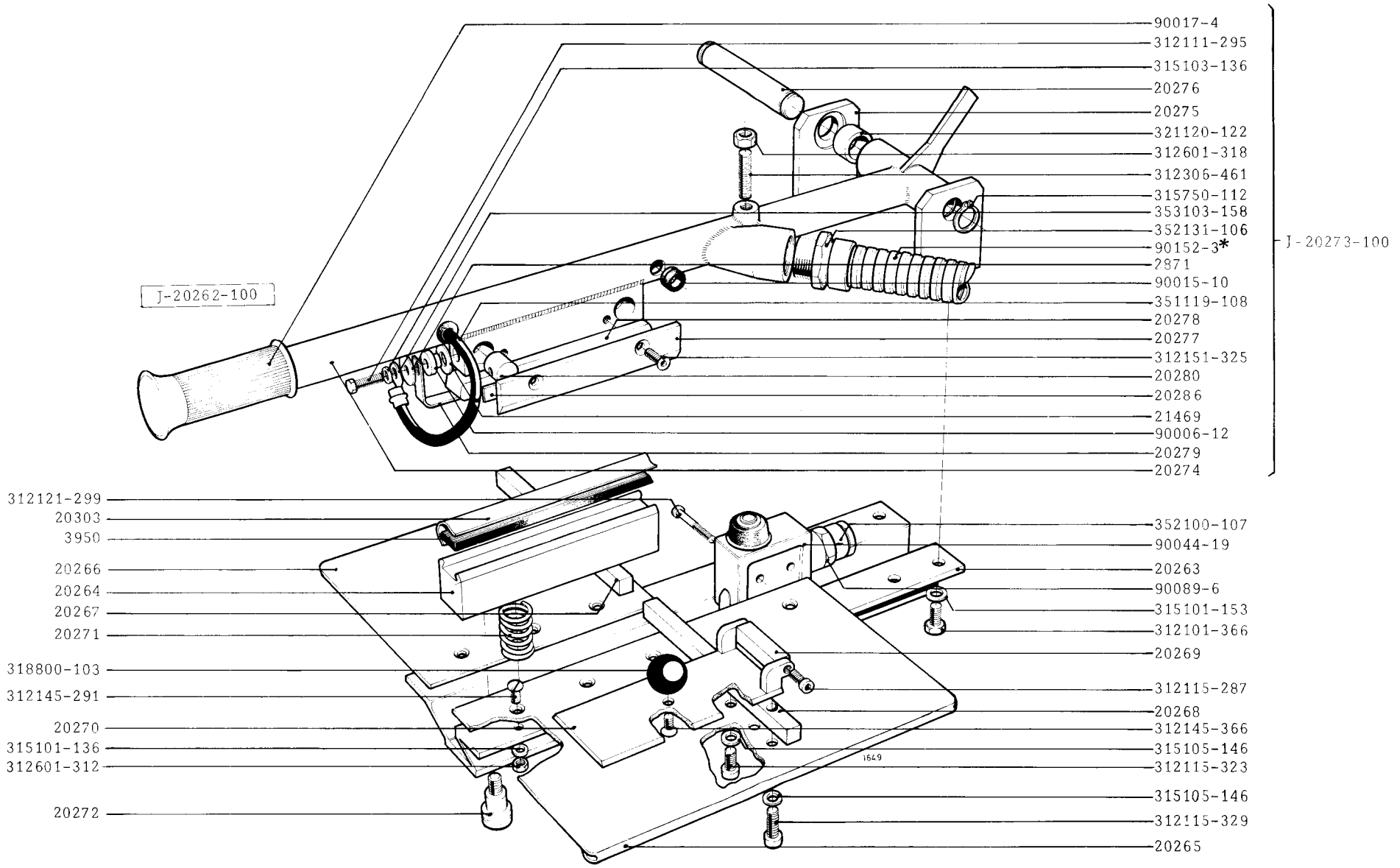

TETRA PAK SERVICE	Machine No 6330-11/12	Group No. 633009- ① → ③	Benämning BORD	Description TABLE	Benennung TICH	Désignation TABLE	Issue 1 Date 1975 Page 12903:3