# EM

# Manual Eléctrico

## Tetra Pak A1

### 632051-0900

### Tetra Pak A1 para TCA

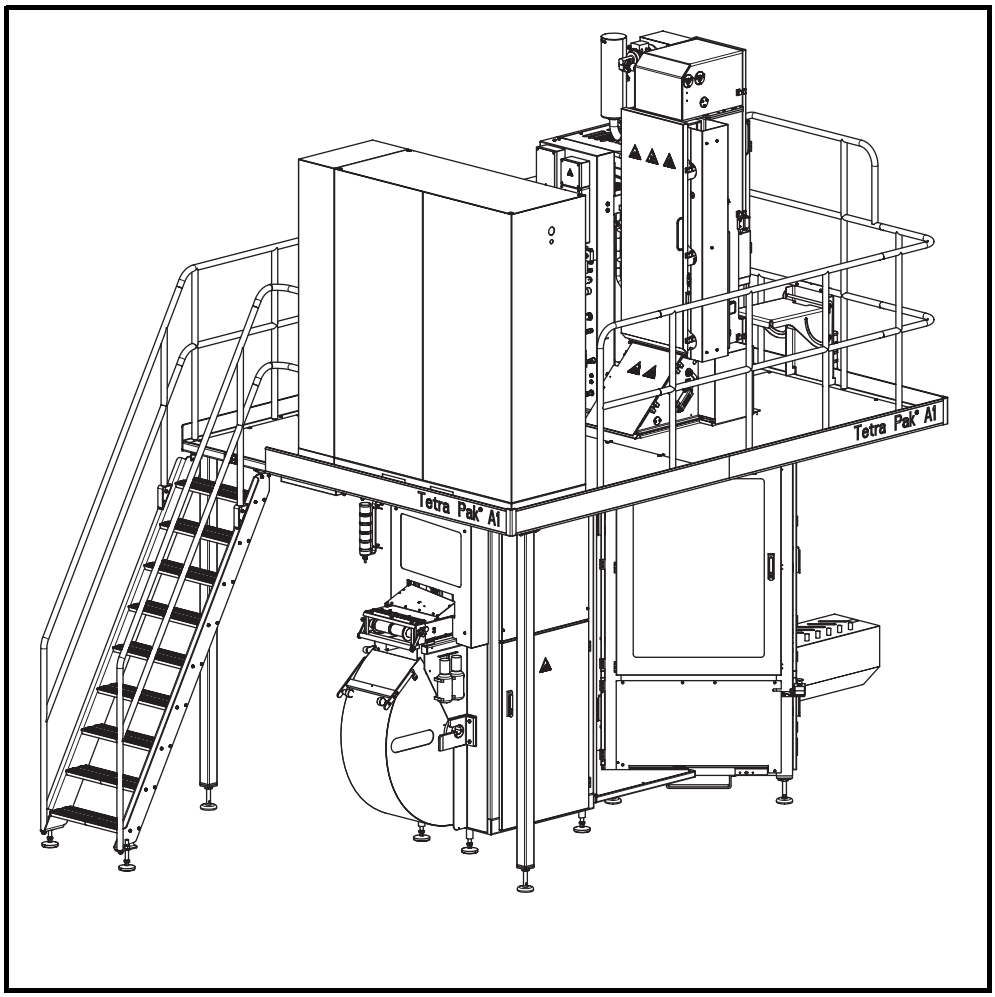


**ADVERTENCIA**

**Leer y seguir todas las instrucciones para las precauciones de seguridad indicadas a lo largo de este manual y en las señales de seguridad fijadas a la máquina.**

El incumplimiento de una cualquiera de las instrucciones para las precauciones de seguridad puede causar la muerte o lesiones graves.

Tetra Pak

Doc. N.º EM-80435-0507

Copyright © 2010 Tetra Pak Group

Reservados todos los derechos. Prohibida la reproducción total o parcial de este documento por cualquier medio o método sin la autorización previa por escrito de Tetra Pak Packaging Solutions AB.

Tetra Pak y todos los productos Tetra Pak son marcas pertenecientes a Tetra Pak Group.

El contenido de este manual se ajusta al diseño y fabricación de la máquina o del equipo en el momento de su publicación. Tetra Pak se reserva el derecho de aportar modificaciones al diseño sin previo aviso.

La versión en inglés de este documento contiene las instrucciones originales. Todas las versiones en otros idiomas son traducciones de las instrucciones originales.

Este documento ha sido redactado por:

Tetra Pak Packaging Solutions AB
Ruben Rausings gata
SE-221 86 Lund
Suecia

Pueden solicitarse copias adicionales a Tetra Pak. Al pedir copias adicionales, cabe indicar siempre el número del documento.

Doc. N.º EM-80435-0507

Edición 2010-09

Este manual es válido para:

N.º de serie/N.º de máquina Firma.

# EM

## Manual Eléctrico

Tetra Pak A1
632051-0900

En la página siguiente se indican las configuraciones de la máquina o equipos para los que es válido este manual.

Doc. N.º EM-80435-0507

Edición 2010-09

i Introducción

ii Precauciones de seguridad

1 Descripción de los sistemas eléctricos

2 Lista de documentos

3 Lista de posiciones

4 Esquemas de circuitos

5 Lista de líneas

6 Lista de terminales del armario

7 Visión general de la tira de terminales

8 Lista de conexiones de cables

9 Conexión de la alimentación de red

10 Observaciones sobre las láminas

11 Información adicional

Tetra Pak

**Tetra Pak Packaging Solutions AB**

# Válido para:

| Nombre | Especificaciones de diseño y fase de desarrollo | Información adicional |
|---|---|---|
| Tetra Pak A1 para TCA | 632051-0900 | Volumen y forma del envase:<br>-65<br>-100S<br>-150S<br>-200B<br><br>Equipo opcional:<br>- 90067-0021 Carretilla para bobina de papel<br>- 3112819-0100 Impresora de chorro de tinta<br>- 2842878-0100 Filtro |

# Registro de actualizaciones para el Doc. N.º EM-80435-0507

En esta tabla aparecen todas las modificaciones aportadas a este manual, incluidos los juegos de reconstrucción instalados y las páginas añadidas o eliminadas. La numeración de las páginas añadidas empieza por UP.

| Fecha | Kit instalado | Páginas añadidas (Doc. N.º) | Páginas eliminadas | Firma |
|---|---|---|---|---|
| | | | | |
| | | | | |
| | | | | |
| | | | | |
| | | | | |
| | | | | |
| | | | | |
| | | | | |
| | | | | |
| | | | | |
| | | | | |
| | | | | |
| | | | | |
| | | | | |
| | | | | |
| | | | | |
| | | | | |
| | | | | |
| | | | | |
| | | | | |
| | | | | |

| Fecha | Kit instalado | Páginas añadidas (Doc. N.º) | Páginas eliminadas | Firma |
|---|---|---|---|---|
| | | | | |
| | | | | |
| | | | | |
| | | | | |
| | | | | |
| | | | | |
| | | | | |
| | | | | |
| | | | | |
| | | | | |
| | | | | |
| | | | | |
| | | | | |
| | | | | |
| | | | | |
| | | | | |
| | | | | |
| | | | | |
| | | | | |
| | | | | |
| | | | | |
| | | | | |
| | | | | |
| | | | | |

# i Introducción

## Acerca del capítulo de introducción

Este capítulo contiene información básica sobre este manual y el equipo de Tetra Pak correspondiente.

**Abreviaturas y terminología . . . . . i - 5**

**Información sobre el manual . . . . . i - 6**

**Manuales suministrados . . . . . i - 6**

**Configuración de las páginas . . . . . i - 7**

**Numeración de las páginas. . . . . i - 8**

**Convenciones tipográficas . . . . . i - 8**

**Símbolos . . . . . i - 8**

**Presentación de la máquina . . . . . i - 9**

**Finalidad de la máquina . . . . . i - 9**

**Fabricante . . . . . i - 9**

**Asistencia y comentarios . . . . . i - 9**

**Declaración de conformidad. . . . . i - 9**

**Identificación . . . . . i - 10**

**Marca CE. . . . . i - 10**

**Placa de la máquina. . . . . i - 10**

**Orientación. . . . . i - 11**

**Higiene . . . . . i - 12**

**Material de envasado. . . . . i - 12**

**Barrera de vapor de la válvula de producto . . . . i - 12**

**Uso correcto del EM . . . . . i - 13**

**Denominación de referencia . . . . . i - 14**

**Lista de códigos de función . . . . . i - 15**

**Equipo opcional . . . . . i - 16**

**Cómo localizar un componente eléctrico . . . . . i - 17**

**Ejemplo 1: cómo localizar una línea . . . . . i - 17**

**Ejemplo 2: cómo localizar un telerruptor . . . . . i - 19**

**Ejemplo 3: cómo localizar un terminal en el armario eléctrico . . . . . i - 20**

**Ejemplo 4: cómo localizar un terminal fuera del armario eléctrico . . . . . i - 21**

**Ejemplo 5: cómo localizar una red . . . . . i - 22**

**Ejemplo 6: cómo localizar componentes eléctricos usando el SPC . . . . . i - 25**

# Abreviaturas y terminología

| **Abreviatura/ Terminología** | **Significado** | **Traducción** |
|---|---|---|
| ECM | Engineering Change Master | Gestión de cambio de diseño |
| EEA | European Economic Area | Área Económica Europea |
| EM | Electrical Manual | Manual Eléctrico |
| HVA | High Viscous Aseptic | Aséptica de alta viscosidad |
| IM | Installation Manual | Manual de Instalación |
| MM | Maintenance Manual | Manual de Mantenimiento |
| OM | Operation Manual | Manual de Funcionamiento |
| PLC | Programmable Logic Controller | Controlador lógico programable |
| SPC | Spare Parts Catalogue | Catálogo de Piezas de Recambio |
| TCA | Tetra Classic Aseptic | Tetra Classic Aseptic |
| TFA | Tetra Fino Aseptic | Tetra Fino Aseptic |
| TP | Tetra Pak | Tetra Pak |
| TPOP | Tetra Pak Operator Panel | Panel del operador Tetra Pak |
| TWA | Tetra Wedge Aseptic | Tetra Wedge Aseptic |
| UP | Update Pages | Páginas de actualización |

# Información sobre el manual

Tetra Pak recomienda leer atentamente todos los manuales suministrados. Asegurarse de que todos los manuales suministrados estén a disposición del personal que utiliza esta máquina o se encarga de su mantenimiento.

Es importante guardar este manual durante toda la vida de la máquina y entregarlo a cualquier otro dueño o usuario posterior.

Tetra Pak no será responsable de ningún daño a la máquina que derive del incumplimiento de las instrucciones proporcionadas en este manual.

## Manuales suministrados

Manuales entregados con este equipo:

- EM
  El Manual Eléctrico les proporciona a los técnicos información sobre el sistema eléctrico de la máquina.
- IM
  El Manual de Instalación les proporciona a los técnicos la información necesaria para instalar esta máquina de manera segura.
- MM
  El Manual de Mantenimiento les proporciona a los técnicos información sobre el mantenimiento de la máquina.
- OM
  El Manual de Funcionamiento le proporciona al operador información sobre el manejo y la utilización de la máquina antes, durante y después de la producción.
- SPC
  El Catálogo de Piezas de Recambio proporciona la información necesaria para pedir piezas de recambio a Tetra Pak.

## Configuración de las páginas

Todas las páginas principales de los manuales contienen un encabezamiento y un pie de página. El encabezamiento contiene el nombre del capítulo (1) y el nombre de la sección (2). El pie de página contiene el número de página (3) y el número de documento (4). Ver también la sección Numeración de las páginas.




1 Nombre del capítulo
2 Nombre de la sección
3 Número de página
4 Número del documento

## Numeración de las páginas

El número de página consta de tres partes:

- número de capítulo (1)
- número de página consecutivo (2) dentro del capítulo
- número total de páginas (3) en el capítulo.

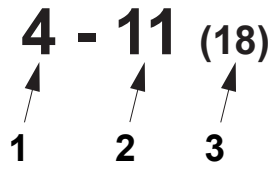


1 Número de capítulo
2 Número de página consecutivo
3 Número total de páginas

## Convenciones tipográficas

Los mandos del panel del operador, los dispositivos de parada de emergencia y las fases del programa aparecen en MAYÚSCULAS.

Los nombres de los menús, los nombres de los botones y otro texto visualizado en el software están en `Courier`.

Las referencias cruzadas están subrayadas.

## Símbolos

Símbolos usados en las ilustraciones.

| | |
|---|---|
|  | Una flecha en forma de puntero indica la posición de un objeto. |
|  | Una flecha de ampliación indica que la imagen del objeto se ha ampliado. La flecha apunta hacia la vista ampliada del objeto. |
|  | Una flecha de movimiento giratorio indica el movimiento giratorio de un objeto. La flecha apunta en la dirección de rotación. |
|  | Una flecha de movimiento recto indica el movimiento de un objeto.<br>La flecha apunta en la dirección del movimiento. |

# Presentación de la máquina

## Finalidad de la máquina

El uso previsto de esta máquina de Tetra Pak es envasar productos alimenticios líquidos.

Queda prohibido cualquier otro uso. Tetra Pak no será responsable de lesiones o daños si la máquina se usa para cualquier otro propósito.

## Fabricante

Esta máquina de Tetra Pak ha sido fabricada por

Tetra Pak Packaging Solutions AB
Ruben Rausings gata
SE-221 86 Lund
Suecia

## Asistencia y comentarios

Si surgen problemas al utilizar esta máquina o si se tiene alguna pregunta, comentario o sugerencia que aportar, ponerse en contacto con Tetra Pak.

## Declaración de conformidad

Una copia de la Declaración de Conformidad puede encontrarse en el Manual de Instalación. La Declaración de Conformidad firmada se entrega por separado con el equipo.

# Identificación

## Marca CE

Esta máquina cumple con las reglamentaciones básicas sobre salud y seguridad del Área Económica Europea (EEA).

## Placa de la máquina

La ilustración a continuación muestra un ejemplo de la placa de la máquina y su ubicación en la máquina. Contiene información sobre esta máquina concreta, necesaria cuando se solicite asistencia a Tetra Pak.

Asegurarse de que la información sobre la máquina contenida en las primeras páginas de este manual corresponde a la información que aparece en la placa de identificación de la máquina y a las especificaciones de la máquina.

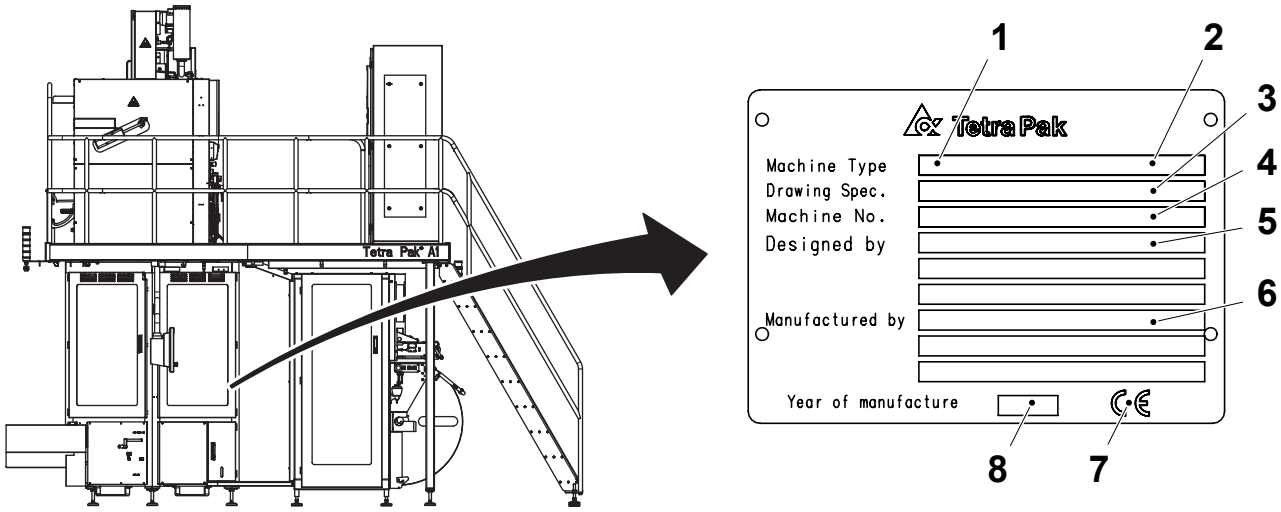


1 Tipo de máquina
2 Volumen
3 Especificaciones de diseño
4 Número de serie de la máquina
5 Diseñada por
6 Fabricante
7 Marca CE
8 Año de fabricación

# Orientación

La siguiente ilustración muestra la orientación de la máquina. Esta información sobre la orientación se empleará a lo largo de todo el manual. Las flechas indican la dirección de flujo del material.

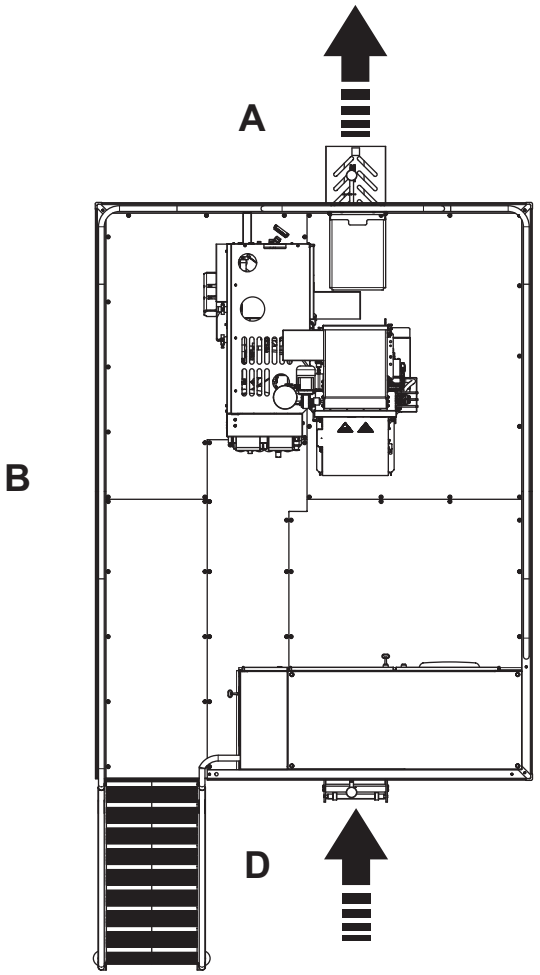


**A** Lado delantero
**B** Lado derecho
**C** Lado izquierdo
**D** Lado trasero

# Higiene

## Material de envasado

Evitar la contaminación microbiológica del material de envasado:

- Proteger siempre el material de envasado contra la contaminación
- Mantener siempre cerradas las puertas de la sala (área) de llenado. Para evitar la contaminación por corrientes de aire, no abrir nunca ninguna ventana cuando la máquina esté en la fase de producción.
- No limpiar nunca el suelo ni la máquina de la sala (área) de llenado cuando la máquina esté en la fase de producción
- El aire comprimido utilizado para la limpieza sólo debe usarse para limpiar los filtros y sólo fuera de la sala (área) de llenado o en el compartimiento del plegador final de la máquina de llenado
- Preparar el empalme del material de envasado lo más tarde posible
- Desinfectarse las manos antes de tocar cualquier cosa que pueda entrar en contacto con el producto. Usar desinfectante código H. Ver el capítulo Datos Técnicos del Manual de Mantenimiento.
- Mantener las manos limpias
- Llevar siempre algún tipo de protección para el cabello (gorra o redecilla) y ropa limpia (blanca, de ser posible)
- No llevar relojes, anillos, collares, pendientes u otras joyas expuestas.

## Barrera de vapor de la válvula de producto

La válvula de producto de la máquina de llenado utiliza una barrera de vapor para separar la línea de suministro del producto de la máquina de llenado. La barrera de vapor permite esterilizar de manera independiente la máquina y la línea de suministro del producto para alcanzar condiciones de esterilidad comercial.

- No desactivar nunca la barrera de vapor y no interrumpir nunca el suministro de vapor cuando la máquina de llenado o la línea de suministro de producto se están poniendo en fase de pre-esterilización, o cuando la máquina ya se encuentra en la fase de producción
- Si, por razones de mantenimiento, es necesario desactivar la barrera de vapor o interrumpir el suministro de vapor a la máquina, asegurarse de que la línea de suministro del producto está inactiva y no contiene producto.

# Uso correcto del EM

Capítulos contenidos en este EM

| Capítulo | Nombre | N.º de lámina |
|---|---|---|
| i | Introducción | |
| ii | Precauciones de seguridad | |
| 1 | Descripción de los sistemas eléctricos | |
| 2 | Lista de documentos | xxxxxxx-0001 |
| 3 | Lista de posiciones | xxxxxxx-0002 |
| 4 | Esquemas de circuitos | xxxxxxx-0003 |
| 5 | Lista de líneas | xxxxxxx-0004 |
| 6 | Lista de terminales del armario | xxxxxxx-0005 |
| 7 | Visión general de la tira de terminales | xxxxxxx-0006 |
| 8 | Lista de conexiones de cables | xxxxxxx-0007 |
| 9 | Conexión de la alimentación de red | xxxxxxx-0008 |
| 10 | Observaciones sobre las láminas | xxxxxxx-0098 |
| 11 | Información adicional | xxxxxxx-0099 |

El capítulo Lista de documentos es un índice de materias relativo a los capítulos de 3 a 9 que proporciona la lista de todas las láminas incluidas.

En los Esquemas de circuitos, las primeras páginas están reservadas a los terminales de distribución y las últimas páginas se pueden usar para los cables preconectados. Los cables preconectados se conectan a los terminales libres y se reservan para un uso futuro.

Las láminas contenidas en el capítulo Conexión de la alimentación de red muestran cómo se debe conectar la máquina a la red local, las dimensiones de los cables de conexión y la conexión del transformador de adaptación, si se usa.

El capítulo Observaciones sobre las láminas proporciona una lista de todas las observaciones sobre las láminas indicadas con un número en la lámina.

*(Continúa)*

*(Continúa)*

Los documentos y las láminas se identifican mediante un número de lámina (1), un código de versión (2) y un número de página (3). El número de página es la numeración consecutiva de las páginas que corresponden al número principal y se utiliza como referencia en los esquemas.

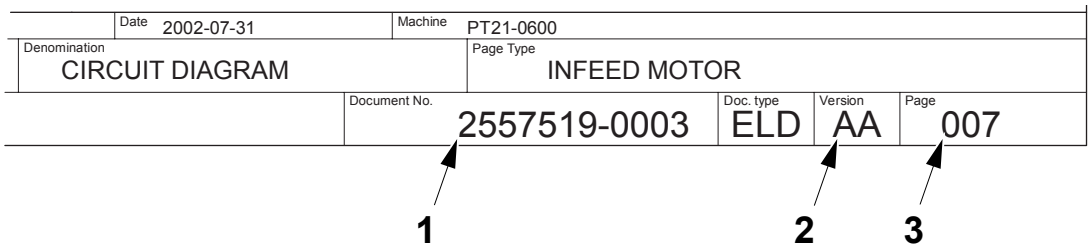


1 Número de lámina
2 Código de versión
3 Número de página

## Denominación de referencia

Los componentes se identifican mediante la denominación de referencia, que se define con un código de función (1) y un código de componente (2).

El código de objeto del nivel de grupo (3) hace referencia a la finalidad o la tarea del nivel de grupo en el que se integra o al que alimenta el componente. Ver la sección Lista de códigos de función .

El código de objeto del nivel de componente (4) hace referencia a la finalidad o la tarea del objeto en cuestión. La letra coincide con los estándares internacionales.
Por ejemplo: el código P es para componentes que presentan información, tales como una luz de alarma, un reloj o un voltímetro. El código M es para componentes que proporcionan energía mecánica, tales como un actuador o un motor eléctrico.

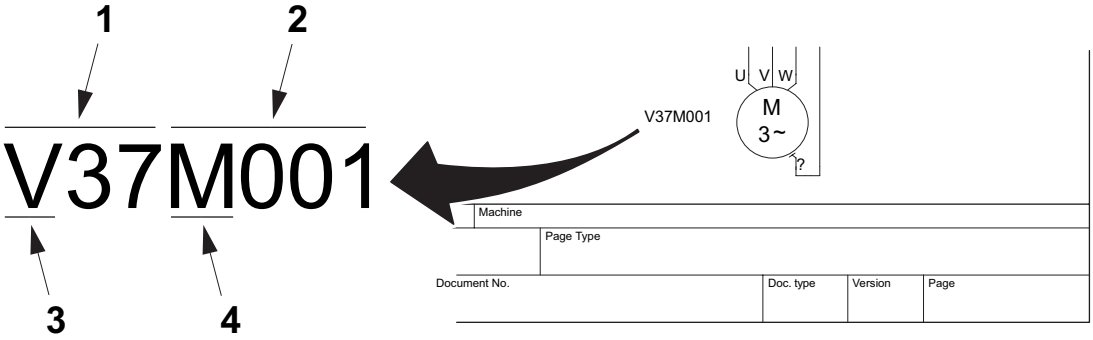


1 Código de función
2 Código de componente
3 Código de objeto, nivel de grupo
4 Código de objeto, nivel de componente

# Lista de códigos de función

Códigos de función para esta máquina.

| **Código de función** | **Identificación** |
|---|---|
| 01 | Común, varias funciones |
| 10 | ASU |
| 20 | Pull Tab |
| 30 | Superestructura:<br>suministro, unidad estéril, sistema de aire estéril |
| 40 | Superestructura:<br>módulo de formación del tubo, llenado |
| 50 | Cuerpo principal |
| 60 | Plegador final |
| 70 | Salida |
| 80 | Reserva |
| 90 | Equipo externo:<br>proceso, limpieza, DE |

# Equipo opcional

La denominación de un equipo opcional indica que ese componente pertenece a un equipo opcional específico. Los números denominadores de este equipo se explican en el capítulo Observaciones sobre las láminas.

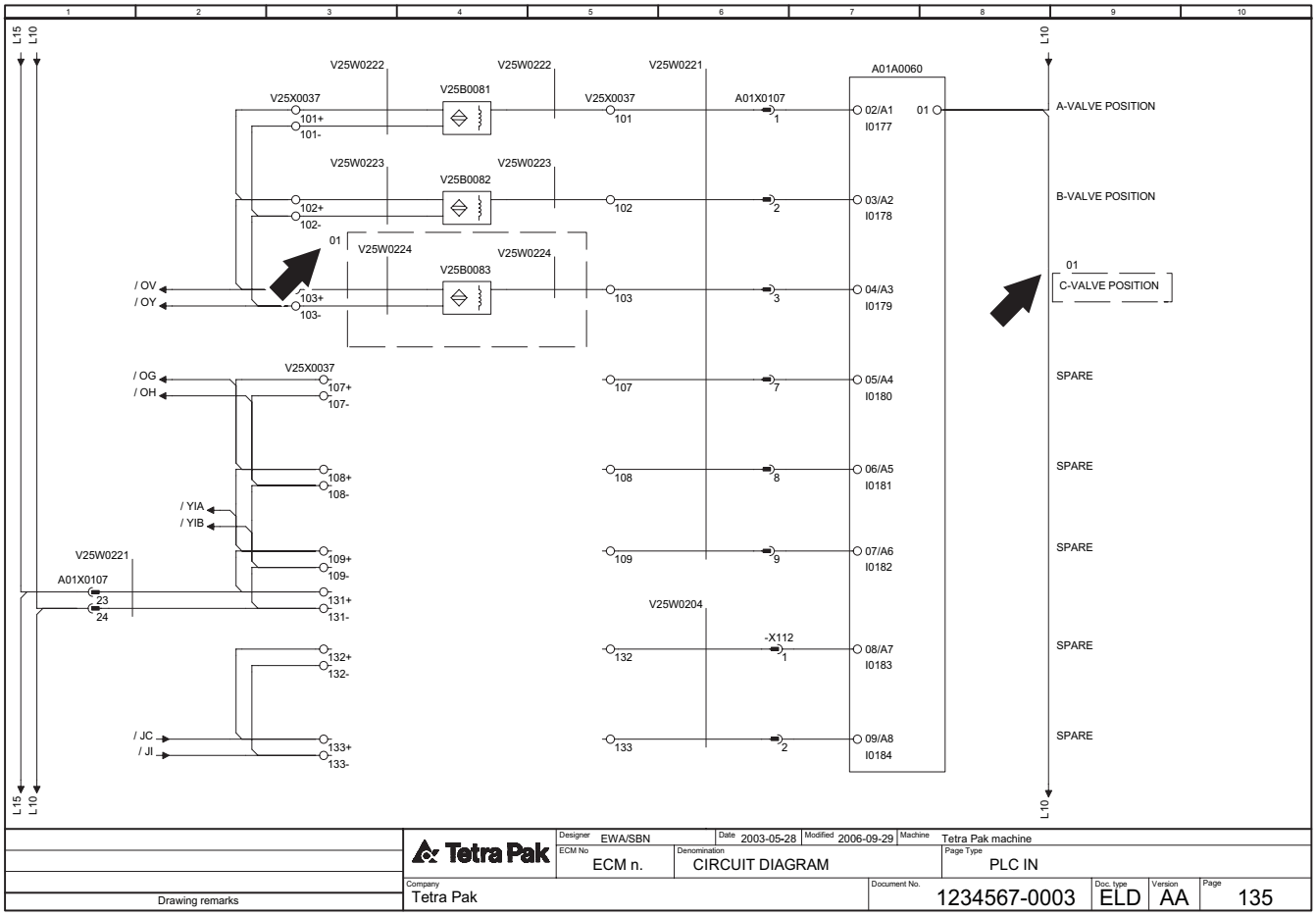

# Cómo localizar un componente eléctrico

Para localizar un componente eléctrico, lo primero que se debe hacer es encontrar la lista correcta con las referencias a la página y las columnas en el Esquema de circuitos.

El ejemplo 1 de las páginas i-17 e i-18 muestra cómo localizar una línea. Usar la lista de líneas.

El ejemplo 2 de la página i-19 muestra cómo localizar un telerruptor. Buscar las referencias de página en la lista de posiciones. Hay que seguir el mismo procedimiento cuando se localizan sensores y otros componentes. Para los cables, las referencias de página se encuentran en la lista de conexiones de cables. Los números de los núcleos libres se muestran en la lista de conexiones de cables.

Los ejemplos 3 y 4 de las páginas i-20 e i-21 muestran cómo localizar un terminal. Buscar las referencias de página para los terminales que están *dentro* del armario eléctrico en la lista de terminales del armario. Buscar las referencias de página para los terminales que están *fuera* del armario eléctrico en la visión general de la tira de terminales.

El ejemplo 5 de las páginas de i-22 a i-24 muestra cómo localizar una red (DeviceNet, Ethernet etc.). Las últimas páginas de los Esquemas de circuitos están reservadas para la disposición de la red; dichas páginas proporcionan una visión general de la red con referencias cruzadas para localizar los componentes en los esquemas de circuitos.

El ejemplo 6 de la página i-22 muestra cómo localizar un componente en el Catálogo de piezas de recambio (SPC).

## Ejemplo 1: cómo localizar una línea

### Tensión de suministro y orden de conexión de líneas

La tensión de suministro en el armario eléctrico tiene una denominación de tensión de alimentación y una de tensión de control.

- Tensión de alimentación: líneas con denominaciones que terminan entre 01 y 09; por ejemplo, L03 y L803
- Tensión de control: líneas con denominaciones que terminan entre 10 y 99; por ejemplo, L12 y L812.

En la lista de líneas se muestra el orden de conexión de líneas.

*(Continúa)*

*(Continúa)*

### Cómo localizar una línea

La ilustración que aparece a continuación muestra cómo localizar la conexión de línea L10 que va desde el terminal de componente A01X0107:24 hasta el A01A0060:01.

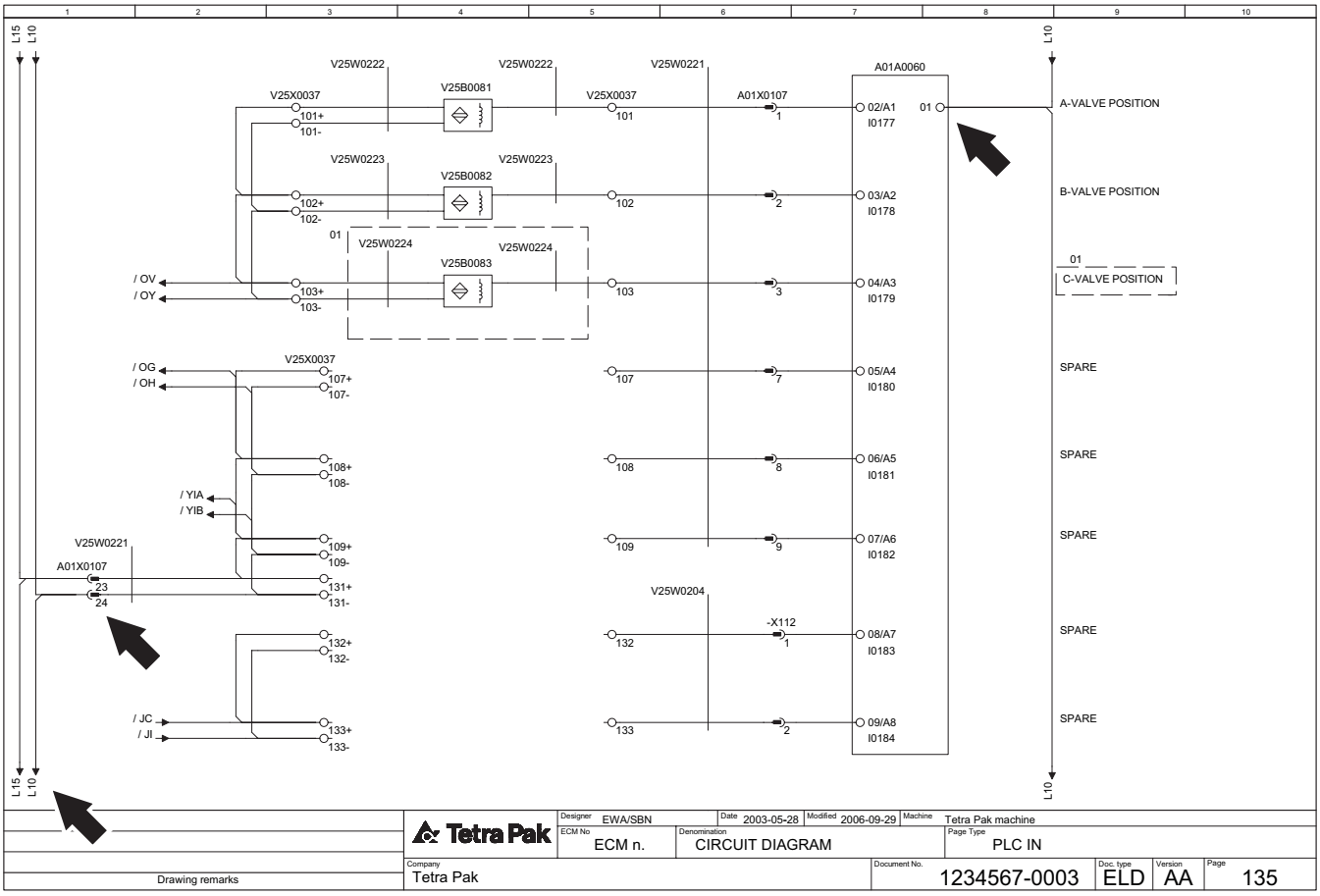


## Line summary of 1234567-0003

| Line | From | Page.Col. | Opt. | Area/Color |
|---|---|---|---|---|
| L10 | | | | |
| | A01XL0010:1 | 001 .1 | | 0.75/L. BU |
| | A01X0107:24 | 135 .1 | | |
| | A01A0060:01 | 135 .8 | | |

## Ejemplo 2: cómo localizar un telerruptor

La ilustración que aparece a continuación muestra cómo localizar el telerruptor A01K0074 en la página 188, columna 6 del esquema de circuitos.

Los contactos relacionados se localizan mediante una referencia cruzada que indica la página 004, columna 3.

**¡Nota!** Para componentes maestros y esclavos, como bobinas y contactos, el maestro es el único que aparece en la Lista de posiciones. El esclavo muestra las referencias de página y columna del maestro.

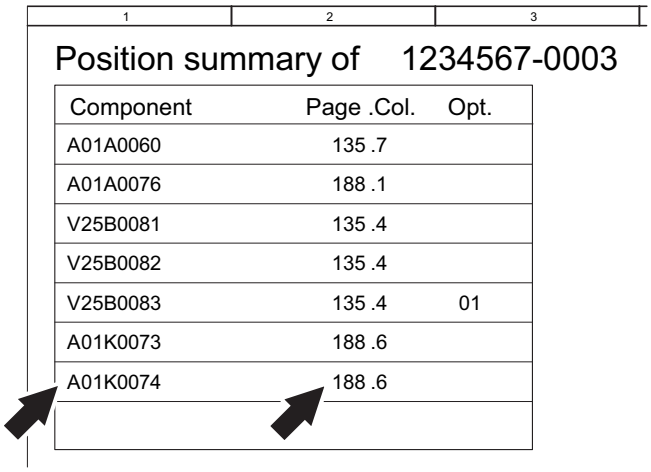

Position summary of 1234567-0003

| Component | Page .Col. | Opt. |
|---|---|---|
| A01A0060 | 135 .7 | |
| A01A0076 | 188 .1 | |
| V25B0081 | 135 .4 | |
| V25B0082 | 135 .4 | |
| V25B0083 | 135 .4 | 01 |
| A01K0073 | 188 .6 | |
| A01K0074 | 188 .6 | |

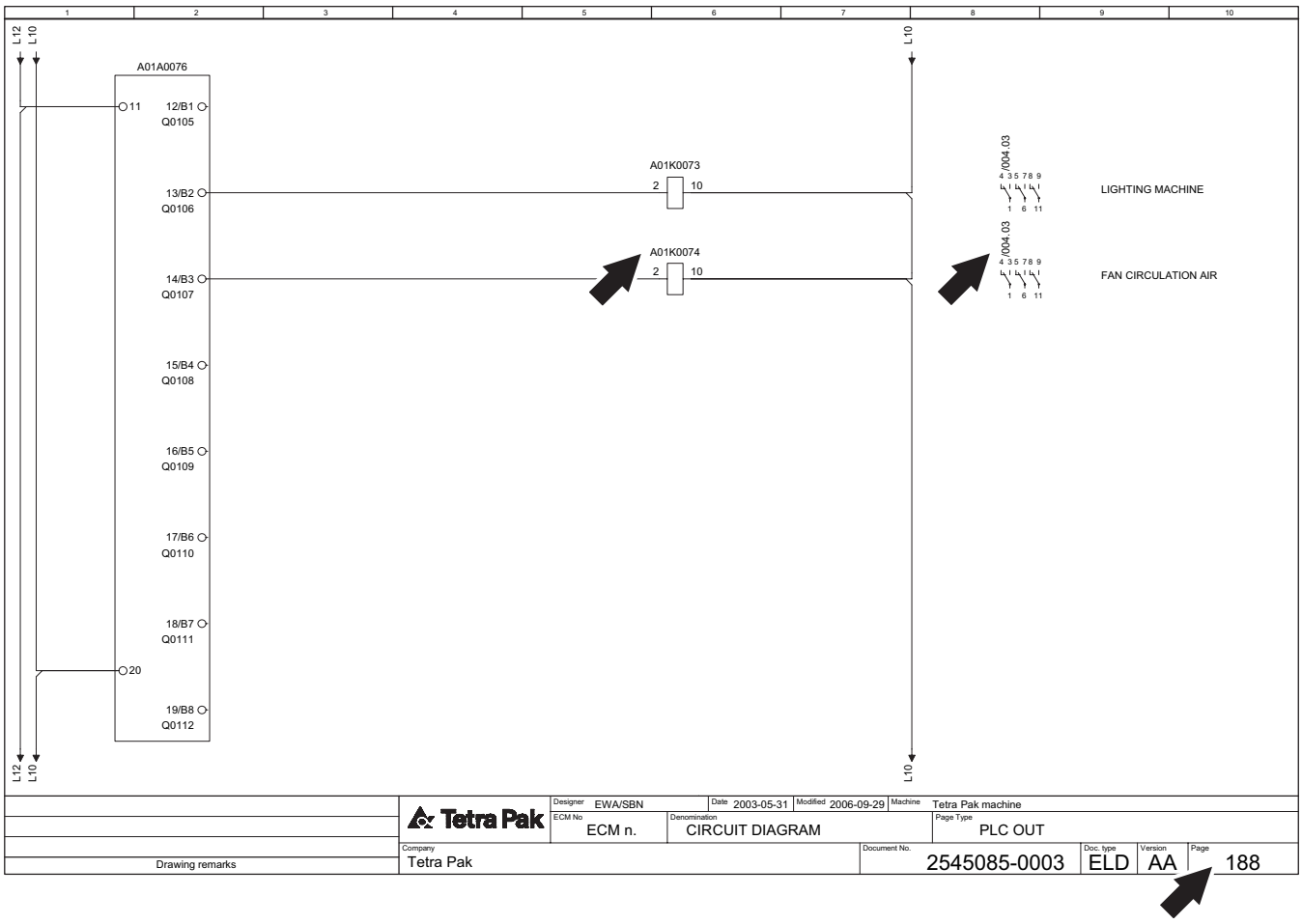

## Ejemplo 3: cómo localizar un terminal en el armario eléctrico

La lista de terminales del armario hace referencia a la página y la columna en las que se encuentra el terminal en cuestión.

La ilustración que aparece a continuación muestra cómo localizar el terminal A01X0107:1 en la página 135, columna 6 del esquema de circuitos.

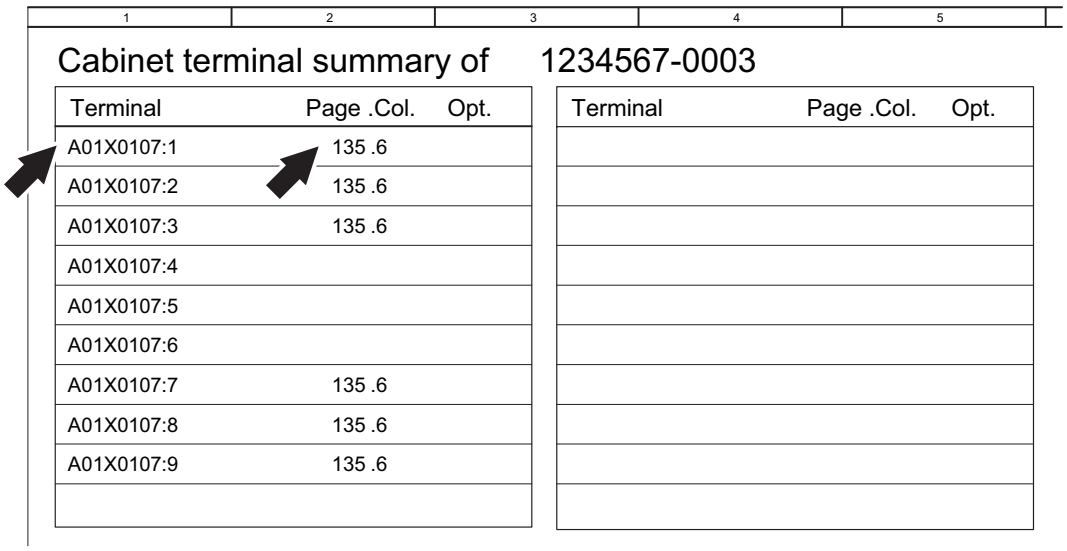

Cabinet terminal summary of 1234567-0003

| Terminal | Page .Col. | Opt. |
|---|---|---|
| A01X0107:1 | 135 .6 | |
| A01X0107:2 | 135 .6 | |
| A01X0107:3 | 135 .6 | |
| A01X0107:4 | | |
| A01X0107:5 | | |
| A01X0107:6 | | |
| A01X0107:7 | 135 .6 | |
| A01X0107:8 | 135 .6 | |
| A01X0107:9 | 135 .6 | |

| Terminal | Page .Col. | Opt. |
|---|---|---|
| | | |
| | | |
| | | |
| | | |
| | | |
| | | |
| | | |
| | | |
| | | |

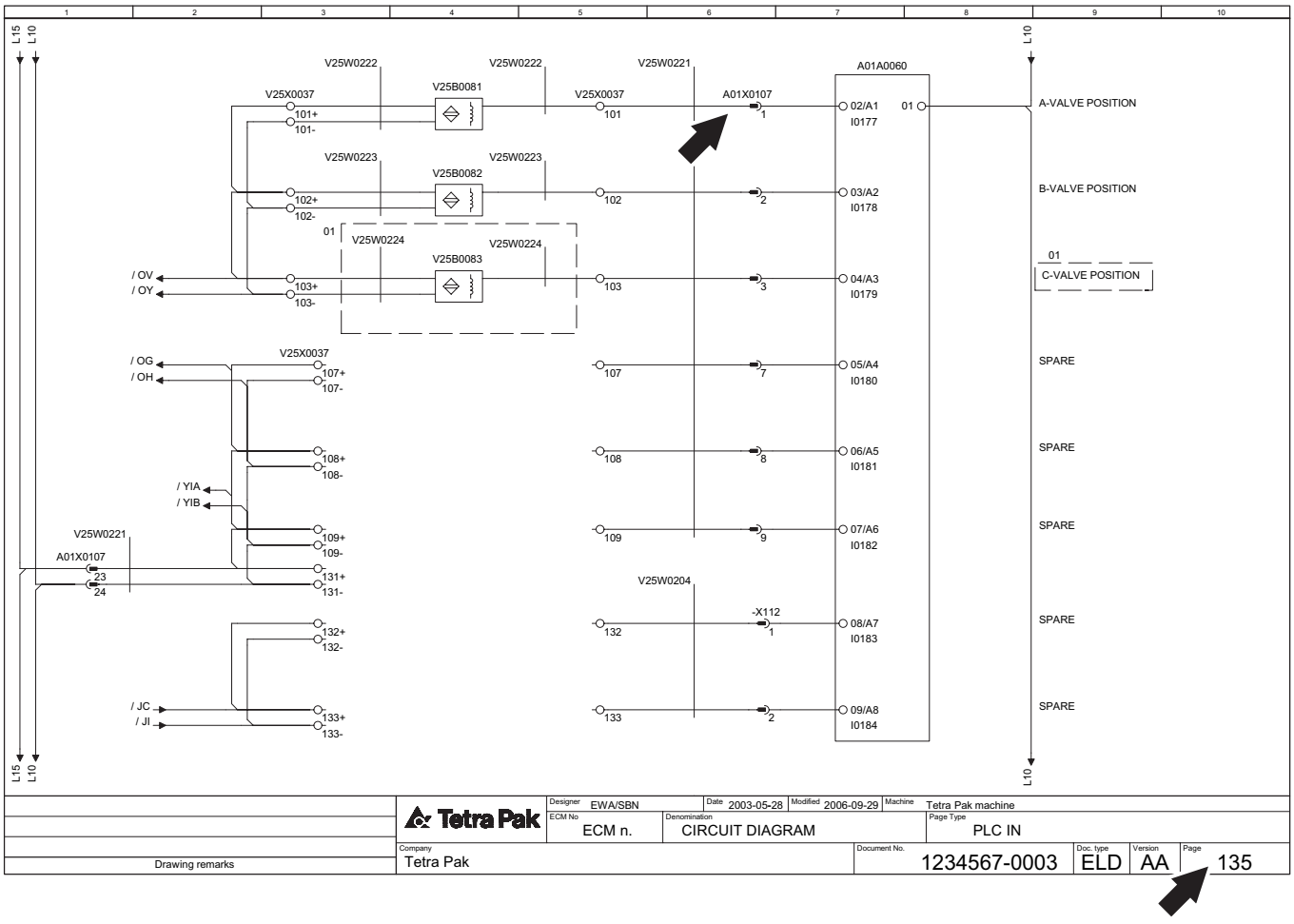

## Ejemplo 4: cómo localizar un terminal fuera del armario eléctrico

La visión general de la tira de terminales hace referencia a la página y la columna en las que se encuentra el terminal en cuestión.

La ilustración que aparece a continuación muestra cómo localizar el terminal V25X0037:101+ en la página 135, columna 3 del esquema de circuitos. Tomar nota del componente conectado, V25B0081.

Terminal strip of 1234567-0003

V25X0037

| From | Cable | Internal Jumper | Terminal | External Jumper | Cable | To | Page.Col. | Option | Function text |
|---|---|---|---|---|---|---|---|---|---|
| A01X0107:1 | V25W0221 :1 | | 101 | | V25W0222 :BK | V25B0081: | 135 .5 | | |
| | | | 101+ | | V25W0222 :BN | V25B0081: | 135 .3 | | |
| | | | 101- | | V25W0222 :BU | V25B0081: | 135 .3 | | |
| A01X0107:2 | V25W0221 :2 | | 102 | | V25W0223 :BK | V25B0082: | 135 .5 | | |
| | | | 102+ | | V25W0223 :BN | V25B0082: | 135 .3 | | |
| | | | 102- | | V25W0223 :BU | V25B0082: | 135 .3 | | |
| A01X0107:3 | V25W0221 :3 | | 103 | | V25W0224 :BK | V25B0083: | 135 .5 | 01 | |
| | | | 103+ | | V25W0224 :BN | V25B0083: | 135 .3 | 01 | |
| | | | 103- | | V25W0224 :BU | V25B0083: | 135 .3 | 01 | |
| | | | 104 | | | | | | |

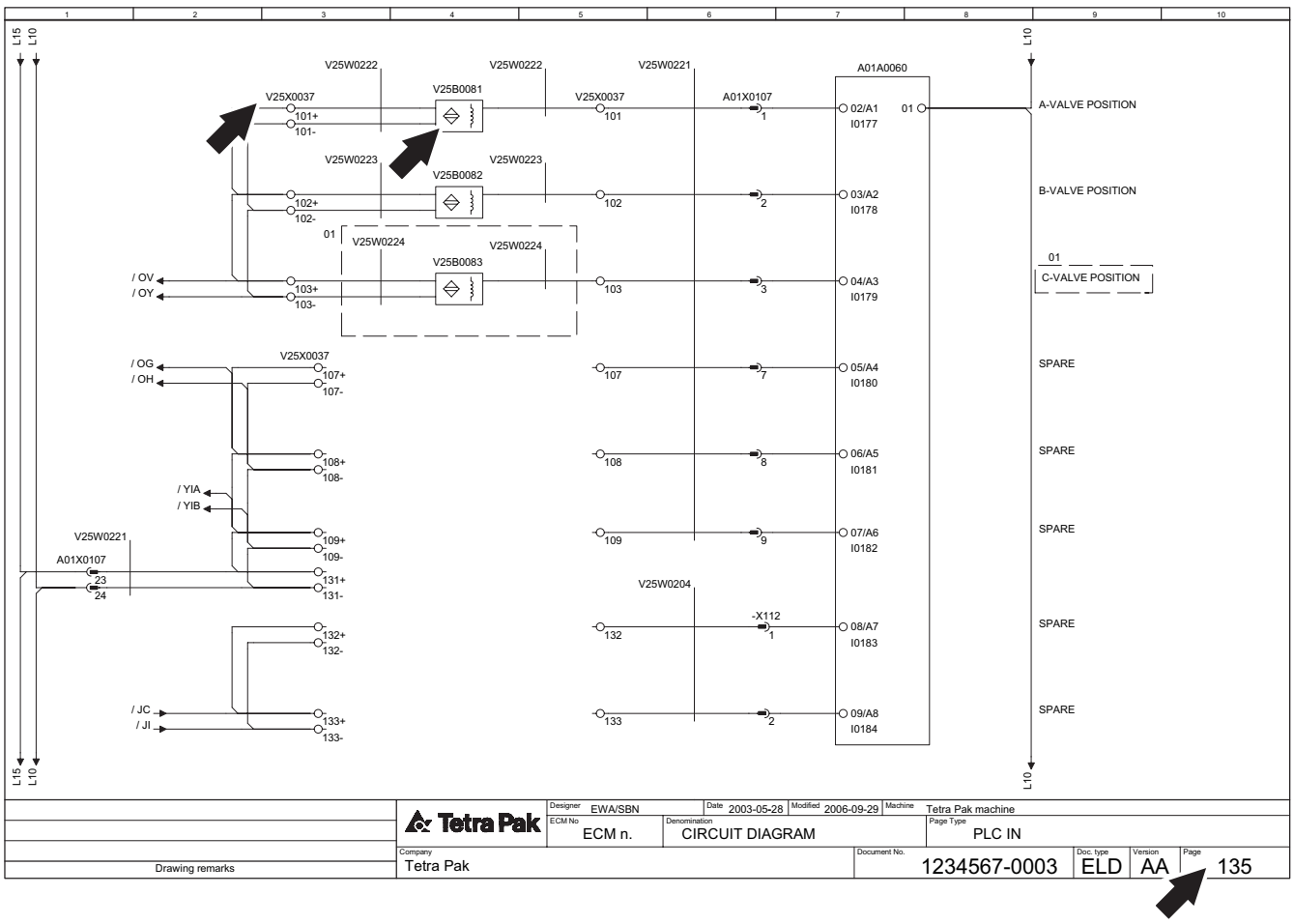

## Ejemplo 5: cómo localizar una red

La ilustración que aparece a continuación muestra cómo localizar el componente A20K5020, la tira de terminales A20X5540 y el cable de red A20W5510 en la(s) página(s) de visión general de la red.

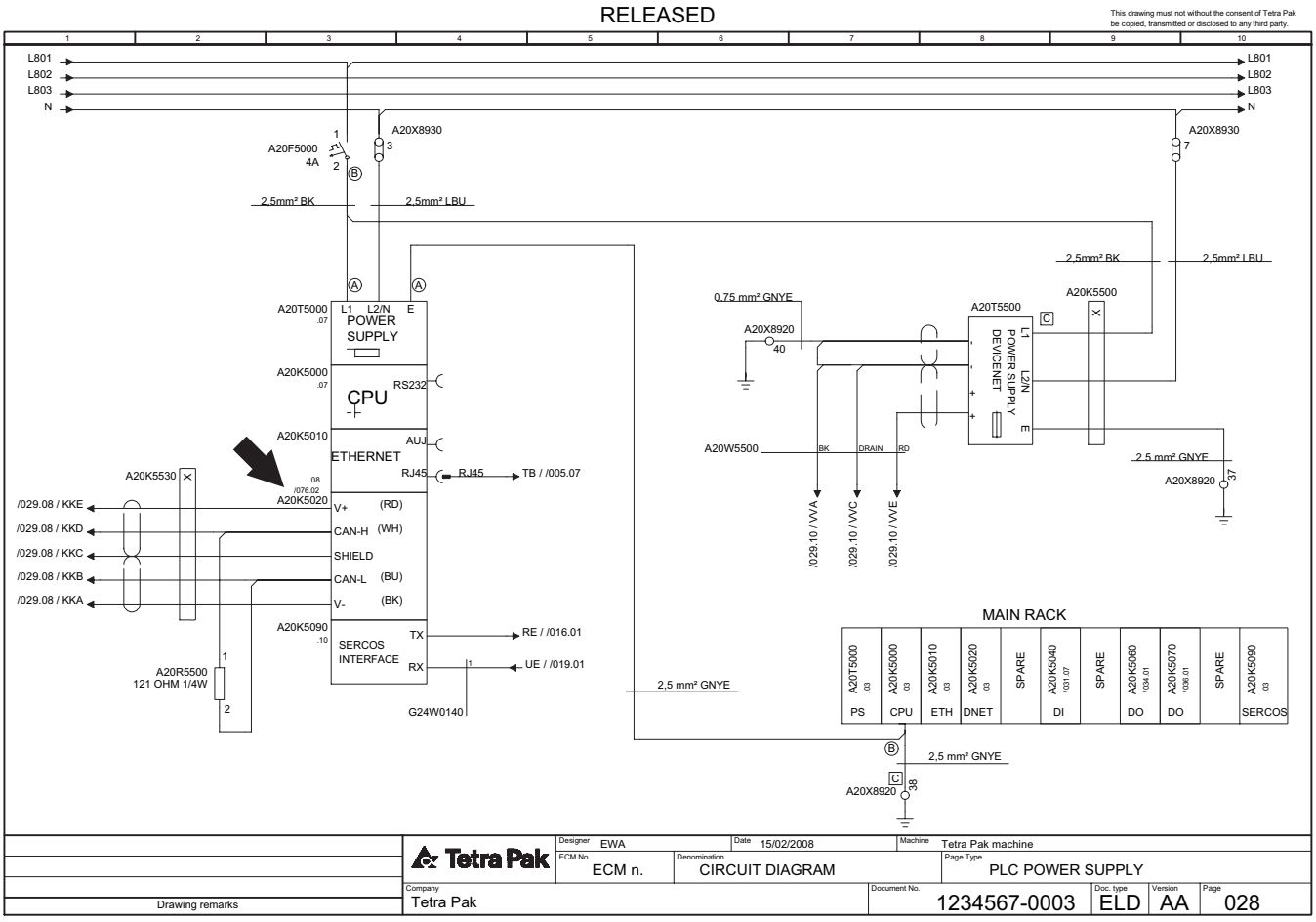


*(Continúa)*

*(Continúa)*

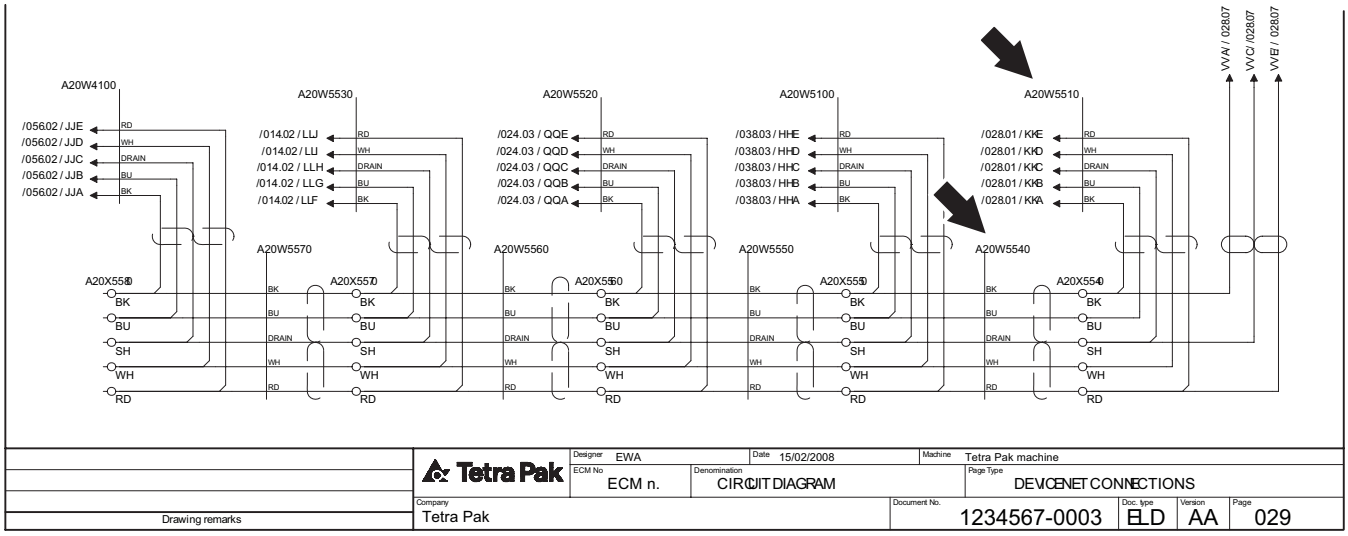


La referencia a las figuras, por ejemplo “Fig C” o “Fig G” en la página Visión general de la red, se refieren a la lámina de figuras de la red que proporciona una descripción del cableado de los componentes, ver la página siguiente.

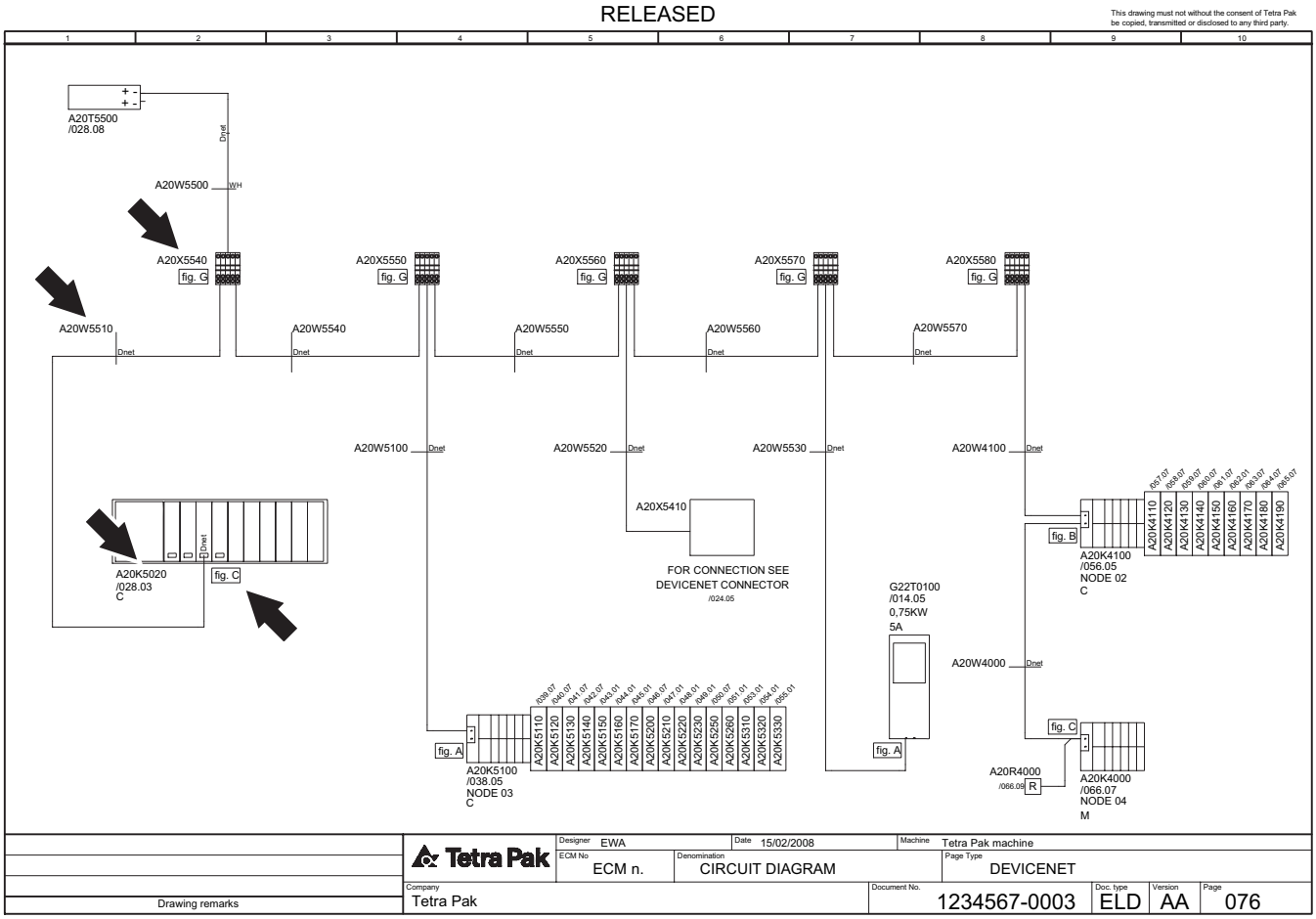


*(Continúa)*

*(Continúa)*

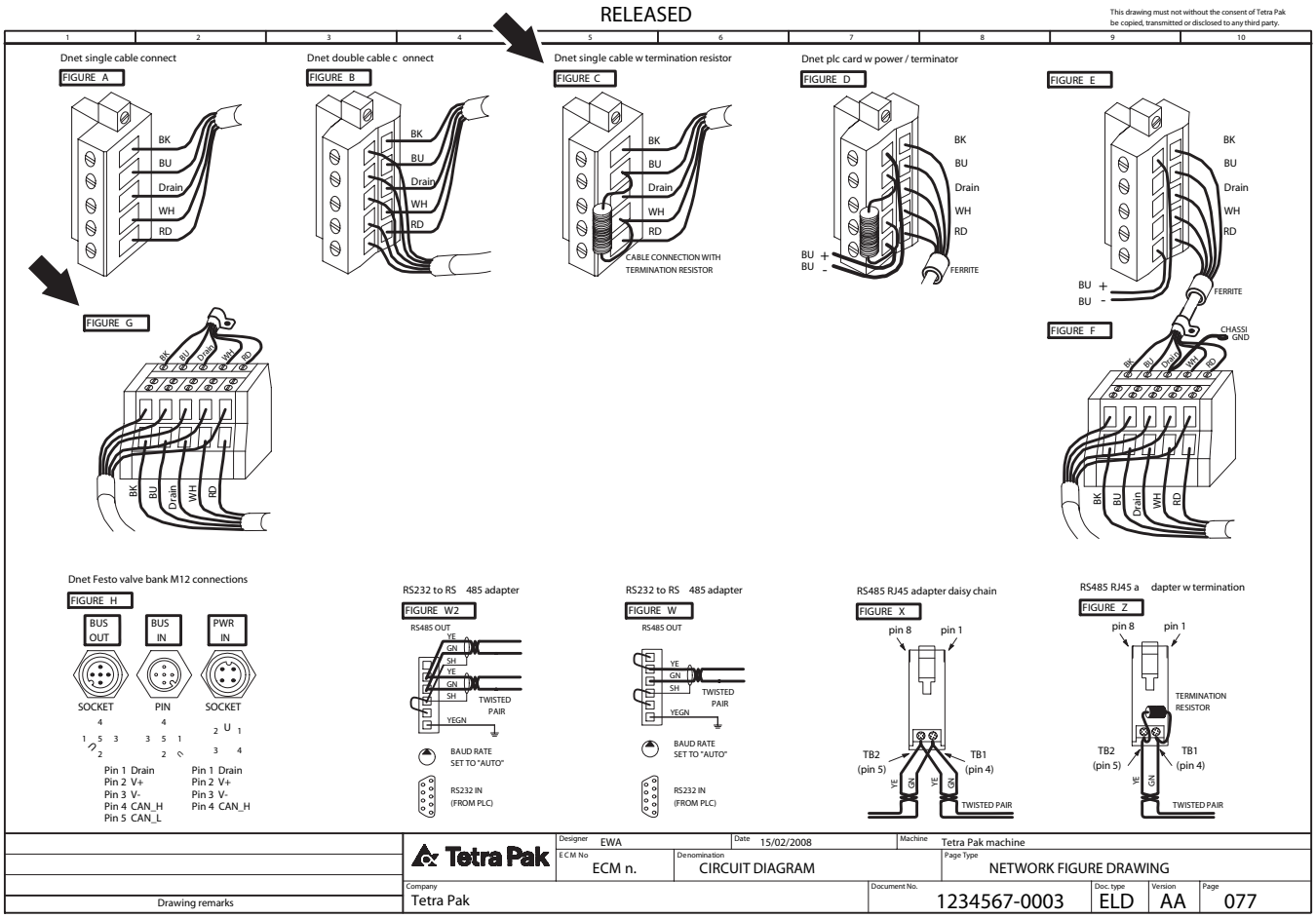
RELEASED
This drawing must not without the consent of Tetra Pak be copied, transmitted or disclosed to any third party.
Dnet single cable connect
FIGURE A
BK
BU
Drain
WH
RD
Dnet double cable c onnect
FIGURE B
Dnet single cable w termination resistor
FIGURE C
CABLE CONNECTION WITH TERMINATION RESISTOR
Dnet plc card w power / terminator
FIGURE D
BU +
BU -
FERRITE
FIGURE E
FIGURE F
CHASSI GND
FIGURE G
Dnet Festo valve bank M12 connections
FIGURE H
BUS OUT
BUS IN
PWR IN
SOCKET
PIN
Pin 1 Drain
Pin 2 V+
Pin 3 V-
Pin 4 CAN_H
Pin 5 CAN_L
RS232 to RS 485 adapter
FIGURE W2
RS485 OUT
YE
GN
SH
YEGN
TWISTED PAIR
BAUD RATE SET TO "AUTO"
RS232 IN (FROM PLC)
FIGURE W
RS485 RJ45 adapter daisy chain
FIGURE X
pin 8
pin 1
TB2 (pin 5)
TB1 (pin 4)
RS485 RJ45 a dapter w termination
FIGURE Z
TERMINATION RESISTOR
Tetra Pak
Designer EWA
Date 15/02/2008
Machine Tetra Pak machine
ECM No ECM n.
Denomination CIRCUIT DIAGRAM
Page Type NETWORK FIGURE DRAWING
Company Tetra Pak
Document No. 1234567-0003
Doc. type ELD
Version AA
Page 077
Drawing remarks

## Ejemplo 6: cómo localizar componentes eléctricos usando el SPC

El índice de denominación de referencia de las piezas contenido en el Catálogo de piezas de recambio (SPC) se usa para localizar las piezas eléctricas. Si se dispone de un SPC sin índice de denominación de referencia de las piezas, consultar el capítulo Ubicación de los componentes de este manual.

La figura muestra cómo localizar el componente A04B0041 en el SPC. El índice de denominación de referencia de las piezas hace referencia a la página 2-5. En la lámina de la página 2-4, el número de posición es igual que la denominación de referencia del componente.

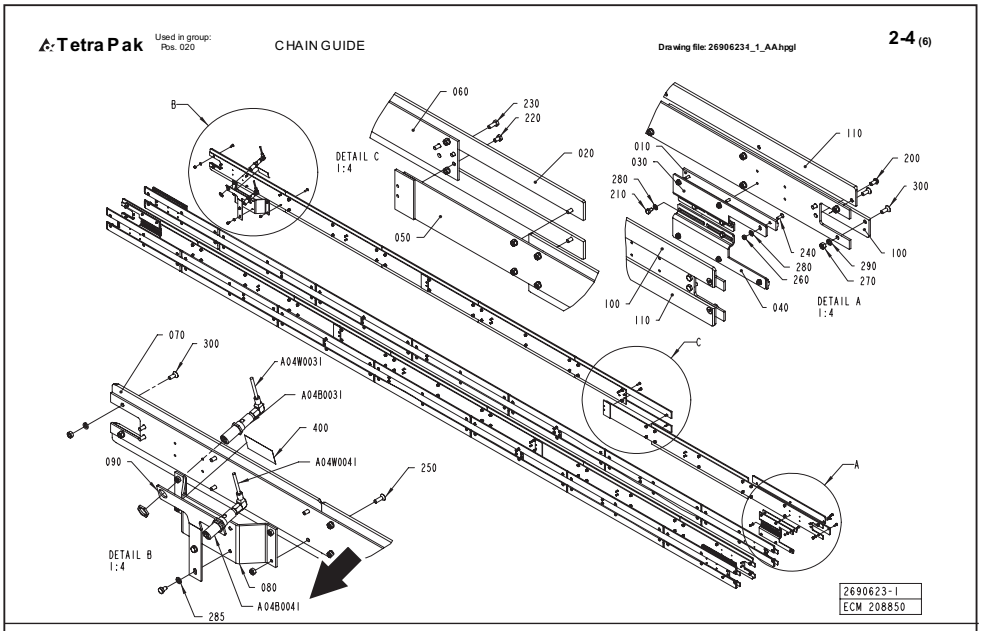


ECM: 209071 - 50001231
Group number: 2690623-0100
Assembly Drawing: 2690623-1_1_AA
This list covers pages from 2-2 to 2-5

| Pos | Part No | UN | Qty | Description | Page No |
|---|---|---|---|---|---|
| - | | | | | |
| 010 | 2597877-0000 | | 8 | CHAIN GUIDE | |
| 020 | 2653358-0000 | | 40 | CHAIN GUIDE | |
| 030 | 2653365-0000 | | 4 | SUPPORT | |
| 040 | 2653366-0000 | | 4 | SUPPORT | |
| 050 | 2653367-0000 | | 8 | PLATE | |
| 060 | 2653368-0000 | | 4 | PLATE | |
| 070 | 2653369-0000 | | 8 | CHAIN GUIDE | |
| 080 | 2690632-0000 | | 1 | HOLDER | |
| 090 | 2690633-0000 | | 1 | HOLDER | |
| 100 | 2730969-0000 | | 4 | CHAIN GUIDE | |
| 110 | 2730970-0000 | | 4 | CHAIN GUIDE | |
| 200 | 90458-0072 | | 8 | SCREW ISO 7380 S M6X12 A2 | |
| 210 | 312105-0287 | | 16 | SCREW M6S ISO4017 M4X8 A470 | |
| 220 | 312105-0364 | | 18 | SCREW M6S ISO 4017 M6X10 A480 | |
| 230 | 312105-0368 | | 40 | SCREW M6S ISO 4017 M6X16 A480 | |
| 240 | 312155-0291 | | 24 | SCREW DIN 7991 MF6S M4X12 A4 70 | |
| 250 | 312155-0370 | | 4 | SCREW DIN 7991 MF6S M6X20 A4 70 | |
| 260 | 312605-0312 | | 24 | HEXAGON NUT, M6M M4 A280 | |
| 270 | 312605-0316 | | 168 | HEXAGON NUT, M6M M6 A280 | |
| 280 | 315105-0146 | | 40 | WASHER BRB5,3X10RFR | |
| 285 | 315105-0153 | | 2 | WASHER BRB6,4X12RFR | |
| 290 | 315402-0156 | | 164 | LOCK WASHER FBB 6,5 | |
| 300 | 31[illegible]-0368 | | 164 | SCREW DIN 7991 MF6S M6X16 A4 70 | |
| 400 | [illegible]98 | | 1 | WARNING SIGN ISO, LASER RADIATION | |
| A04W0041 | [illegible]2-0050 | | 1 | ACTUATOR/SENSOR CABLE RKWTN 4-225/5M | |
| A04W0031 | [illegible]2-0050 | | 1 | ACTUATOR/SENSOR CABLE RKWTN 4-225/5M | |
| A04B0041 | 90459-5012 | | 1 | LASER SENSOR, YD24PA3 | |
| C05C0041 | 2690632-0000 | | 1 | HOLDER | |
| C05C0031 | 2653367-0000 | | 8 | PLATE | |
| T04B0031 | 90459-5012 | | 1 | LASER SENSOR, YD24PA3 | |
| T05C0041 | 2653369-0000 | | 8 | CHAIN GUIDE | |
| T05C0031 | 2653368-0000 | | 4 | PLATE | |

Tetra Pak **iv-2 (4)**
Doc No: SPC-654654-0101

| Pos | Part No | Description | Page No |
|---|---|---|---|
| A | | | |
| F09A0332 | [illegible]?? | THERMOCOUPLE CABLE K/PVC/20AWG 2X0,5MM2 | 1-3, 1-5 |
| T03A0321 | [illegible]9 | THERMOCOUPLE CABLE K/PVC/20AWG 2X0,5MM2 | 1-3, 1-5 |
| T03A0322 | [illegible]030 | HEATING ELEMENT, 3000W, 220V | 1-3, 1-5 |
| B | | | |
| A04B0041 | 90459-5012 | LASER SENSOR, YD24PA3 | 2-3, 2-5 |
| C01B0001 | 351120-0145 | CABLE SILFLEX SIHF 3X2,5 0046020 | 1-3, 1-5 |
| C32B0001 | 90220-2259 | THERMOCOUPLE CABLE K/PVC/20AWG 2X0,5MM2 | 1-3, 1-5 |
| T04B0031 | 90459-5012 | LASER SENSOR, YD24PA3 | 2-3, 2-5 |
| C | | | |
| C05C0031 | 2653367-0000 | PLATE | 2-3, 2-5 |
| C05C0041 | 2690632-0000 | HOLDER | 2-3, 2-5 |
| T05C0031 | 2653368-0000 | PLATE | 2-3, 2-5 |

Page No

**2-5 (6)**

No: SPC-654654-0101

Esta página ha sido dejada en blanco deliberadamente

# ii Precauciones de seguridad

## Descripción

### Instrucciones para las precauciones de seguridad

**ADVERTENCIA**

**Leer y comprender este manual antes de usar la máquina.**
El incumplimiento de las instrucciones y las precauciones de seguridad puede causar la muerte o lesiones graves.

### Definición de procedimiento de bloqueo

Un procedimiento de bloqueo es un procedimiento para poner cada dispositivo de aislamiento de la energía necesario en su posición de seguridad e impedir la alimentación del equipo, por ejemplo, como cuando se va a llevar a cabo un procedimiento de mantenimiento.

Un bloqueo es el empleo de un dispositivo, por ejemplo un candado, para asegurarse de que un dispositivo de aislamiento de la energía no puede ser conectado.

Un dispositivo de aislamiento de la energía es un dispositivo mecánico que impide físicamente la transmisión o liberación de energía, como por ejemplo un disyuntor de la alimentación eléctrica.

**Descripción de los mensajes de seguridad . . . ii - 5**

**Requisitos para el personal . . . . . ii - 6**

**Persona cualificada . . . . . ii - 6**

**Persona adiestrada . . . . . ii - 6**

**Señales de seguridad . . . . . ii - 7**

**Ubicación de las señales de seguridad . . . . . ii - 10**

**Dispositivos de protección. . . . . ii - 13**

**Parada de emergencia . . . . . ii - 13**

**Botones de Parada de emergencia . . . . . ii - 14**

**Cárteres de seguridad . . . . . ii - 15**

**Lámpara de alarma . . . . . ii - 18**

**Alarma acústica . . . . . ii - 18**

**Manipulación manual segura . . . . . ii - 19**

**Protección personal . . . . . ii - 20**

**Peligro de ruido . . . . . ii - 20**

**Peligro de atrapamiento . . . . . ii - 20**

**Sustancias peligrosas. . . . . ii - 21**

**Eliminación de las sustancias químicas . . . . . ii - 22**

**Peróxido de hidrógeno ($H_2O_2$) . . . . . ii - 23**

**Procedimientos de emergencia . . . . . ii - 23**

**Equipo de protección personal . . . . . ii - 24**

**Manejo del peróxido de hidrógeno . . . . . ii - 25**

**Almacenamiento del peróxido de hidrógeno . . . ii - 26**

**Eliminación del peróxido de hidrógeno . . . . . ii - 27**

**Vaciado manual del baño de peróxido . . . . . ii - 28**

**Sistemas de suministro . . . . . ii - 29**

**Suministro eléctrico. . . . . ii - 29**

**Tensión residual . . . . . ii - 30**
**Armario eléctrico . . . . . ii - 30**
**Toma de corriente . . . . . ii - 31**
**Suministro de aire . . . . . ii - 32**
**Suministro de vapor . . . . . ii - 33**
**Suministro de agua . . . . . ii - 35**

# Descripción de los mensajes de seguridad

Todo mensaje de seguridad está acompañado por un símbolo de alerta de seguridad y una palabra.

El símbolo de alerta de seguridad se utiliza para alertar sobre potenciales riesgos de lesiones personales. Para evitar dichos riesgos, cumplir las instrucciones de todos los mensajes marcados con este símbolo.

Los símbolos de alerta de seguridad y las palabras siguientes se emplean en este manual para informar al usuario sobre los riesgos.

| | |
|---|---|
| **PELIGRO** | Peligro indica una situación peligrosa inminente que, si no se evita, **será** causa de **muerte o lesiones graves**. |
| **ADVERTENCIA** | Advertencia indica una situación potencialmente peligrosa que, si no se evita, **podría** causar la **muerte o lesiones graves**. |
| **PRECAUCIÓN** | Precaución indica una situación potencialmente peligrosa que, si no se evita, **puede** causar **lesiones moderadas o de menor gravedad**. Puede emplearse asimismo para alertar sobre cualquier procedimiento poco seguro. |
| **PRECAUCIÓN** | Precaución, sin el símbolo de alerta de seguridad, indica una situación potencialmente peligrosa que, si no se evita, **puede** causar **daños materiales**. |

# Requisitos para el personal

**¡Nota!** Cuando se dice “personal”, se hace referencia a todas las personas que trabajan en o cerca de la máquina.

Sólo personal cualificado o adiestrado puede trabajar en la máquina.

## Persona cualificada

Una persona cualificada debe disponer de la experiencia y la formación adecuada como para permitirle identificar los peligros, analizar los riesgos y evitar los peligros que la electricidad, las máquinas, los productos químicos, otros tipos de energía y los sistemas de suministro pueden ocasionar en este equipo.

Las personas cualificadas deben cumplir con las reglamentaciones locales, tales como certificaciones y calificaciones para trabajar con este tipo de energía y sistemas.

## Persona adiestrada

Una persona adiestrada debe ser supervisada o aconsejada adecuadamente por una persona cualificada. La persona cualificada capacita a la persona adiestrada para que pueda identificar los peligros, analizar los riesgos y evitar los peligros que la electricidad, las máquinas, los productos químicos, otros tipos de energía y los sistemas de suministro pueden ocasionar en esta máquina.

# Señales de seguridad

**ADVERTENCIA**

**Señales de seguridad dañadas o ausentes.**
Las señales de seguridad se utilizan para indicar la existencia de riesgos para la seguridad.
Si las señales faltan o están dañadas, no pueden cumplir con esta función.
Reemplazar de inmediato cualquier señal de seguridad que falte o esté dañada.

Las señales de seguridad están aplicadas al equipo. En la tabla siguiente aparecen todas las señales utilizadas y las ilustraciones muestran su ubicación en la máquina. Los números de posición se refiere a las señales de seguridad en la tabla.

- Asegurarse de que todas las señales de seguridad son legibles y de que se encuentran en su posición correcta tras la instalación y el mantenimiento
- Reemplazar de inmediato cualquier señal de seguridad que falte o esté dañada.

| Pos. | Señal ISO |
|---|---|
| 1 | <br>**Tensión peligrosa.**<br>Puede causar descargas eléctricas, quemaduras o la muerte.<br>Leer el Manual de Mantenimiento antes de utilizar esta toma de corriente. |
| 2 | <br>**La pieza en movimiento puede aplastar y cortar.**<br>No accionar con los cárteres retirados.<br>Seguir el procedimiento de bloqueo antes de realizar el mantenimiento. |
| 3 | <br>**Tensión peligrosa.**<br>Causará descargas eléctricas, quemaduras o la muerte.<br>Seguir el procedimiento de bloqueo antes del mantenimiento. |

| Pos. | Señal ISO |
|---|---|
| 4 | <br>**Peligro de quemaduras con sustancias químicas.**<br>Llevar el equipo de protección personal. |
| 5 | 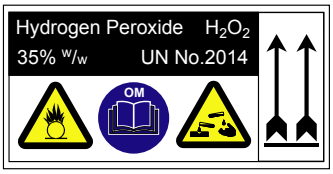<br>**Peligro químico.**<br>Producto químico corrosivo y oxidante. Puede causar la muerte o lesiones graves. Leer las precauciones de seguridad en el Manual de Funcionamiento (OM) antes de manejar el peróxido de hidrógeno. |
| 6 | <br>**Superficie caliente.**<br>No tocar.<br>Seguir el procedimiento de bloqueo antes del mantenimiento. |
| 7 | <br>Riesgo de inhalación derivado de los productos químicos y vapores.<br>Puede causar irritación a las membranas mucosas y al tramo respiratorio.<br>Seguir las instrucciones de las prácticas de trabajo seguras. |
| 8 | <br>**No entrar.**<br>Las partes en movimiento pueden causar lesiones<br>Seguir las instrucciones de las prácticas de trabajo seguras. |

| Pos. | Señal ISO |
|---|---|
| 9 | <br>**Carga máx.** |
| 10 | <br>Para evitar lesiones graves:<br>No poner en marcha esta máquina a menos que todas las puertas estén cerradas y los cárteres estén colocados en su lugar y funcionen. Leer el manual antes de accionar la máquina por primera vez. Si falta el manual, ponerse en contacto con Tetra Pak. |

## Ubicación de las señales de seguridad

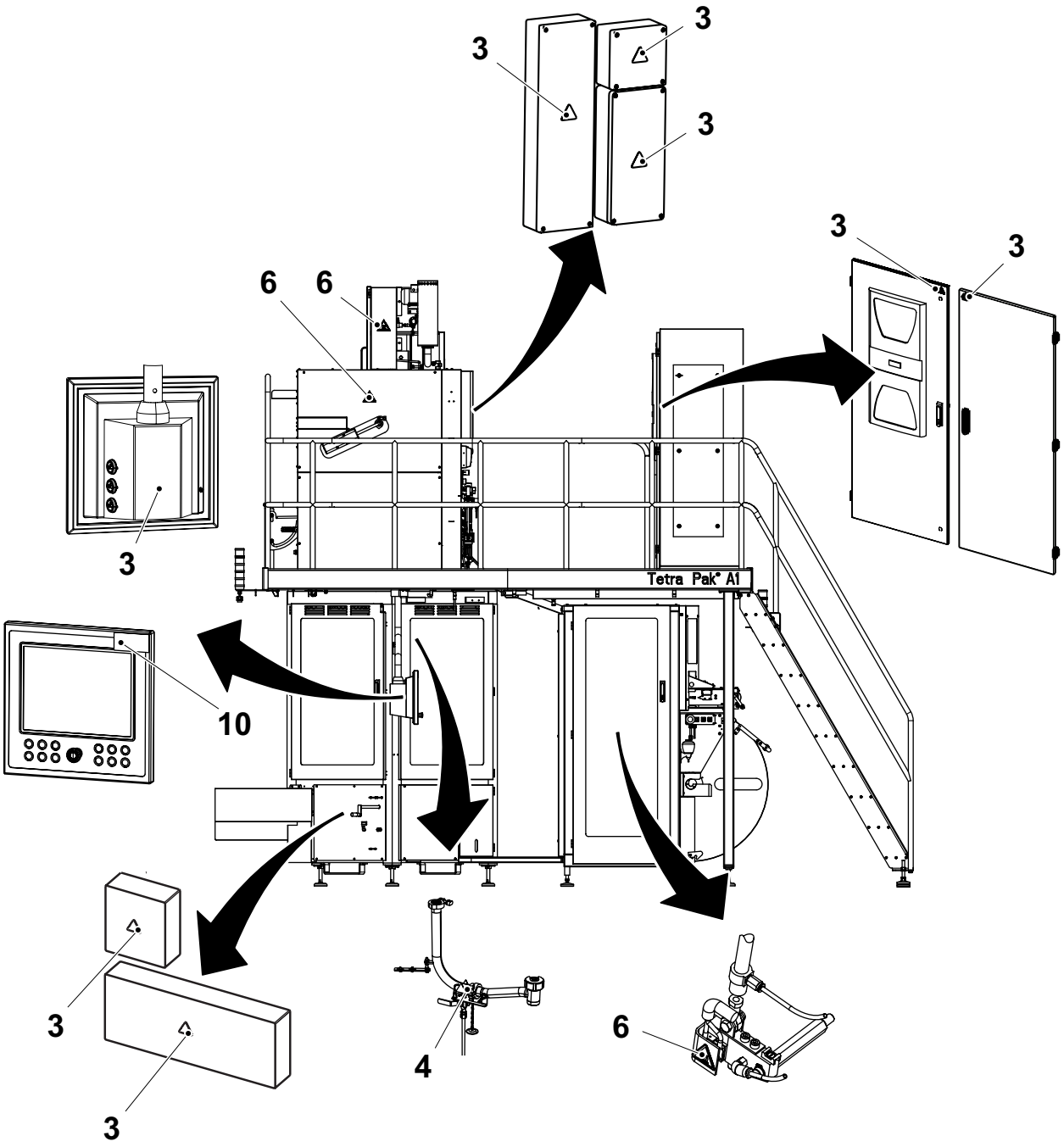


*(Continúa)*

*(Continúa)*

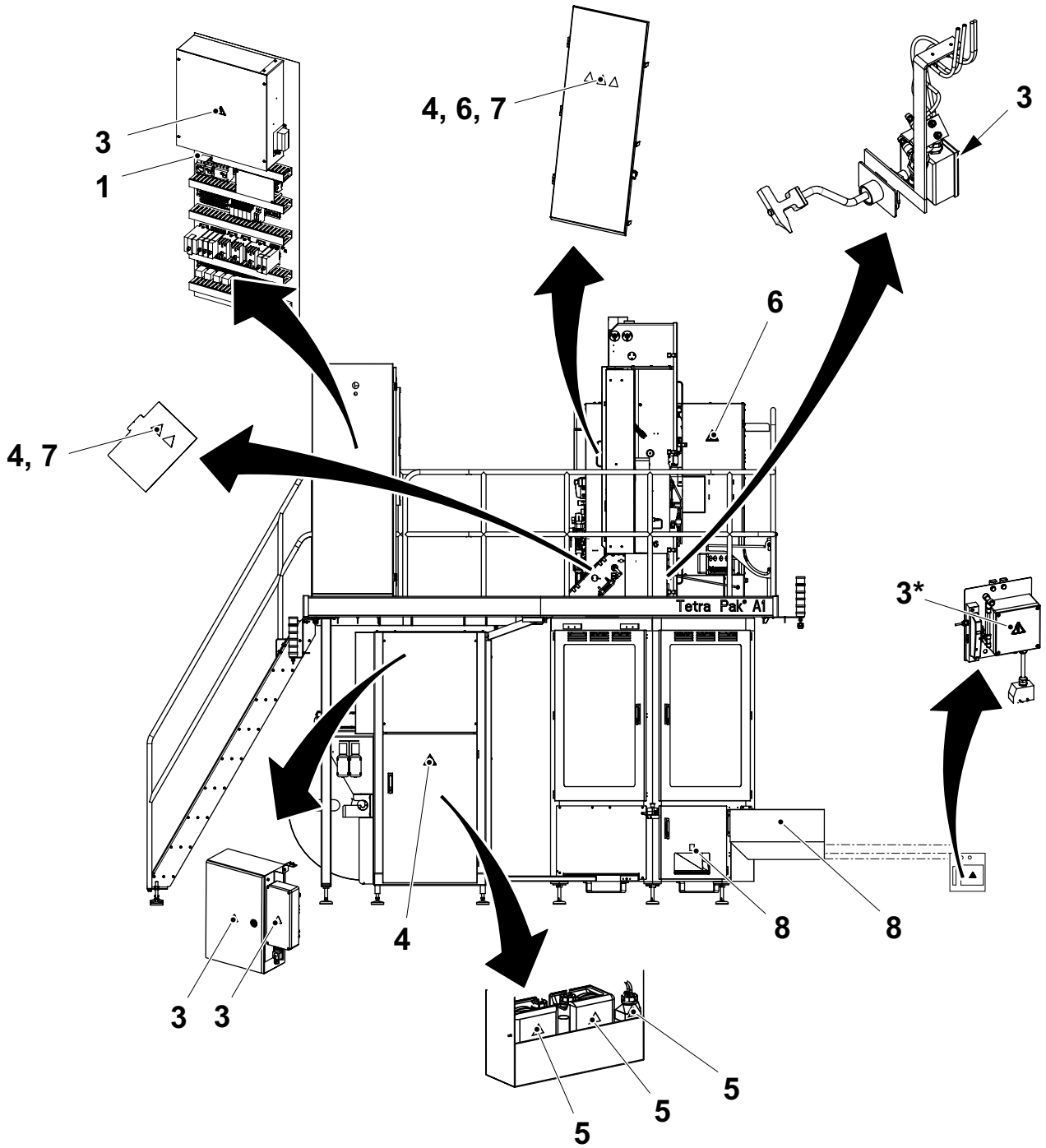


*Panel de válvulas de los accesorios estándares, para máquinas equipadas con controlador de orientación o con OK Cadena TCA

*(Continúa)*

*(Continúa)*

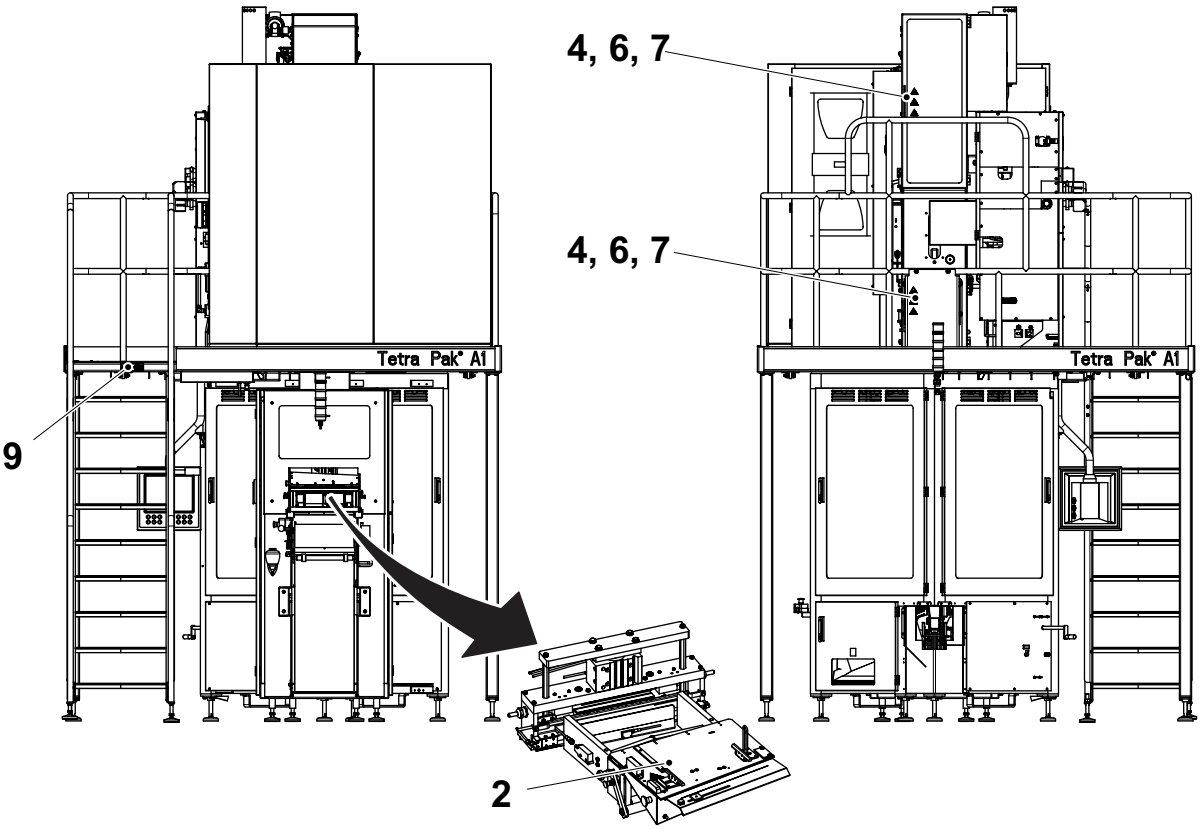


La ilustración muestra la mesa de empalme abierta

# Dispositivos de protección

Hay diferentes tipos de dispositivos de protección diseñados para garantizar un uso seguro del equipo. Ver las secciones siguientes.

**ADVERTENCIA**

**Zonas peligrosas.**

Las zonas peligrosas están protegidas mediante dispositivos de protección. No avanzar paso a paso ni utilizar nunca este equipo si uno de sus dispositivos de protección no funciona.

Sustituir de inmediato cualquier componente del sistema de seguridad que no esté operativo.

**ADVERTENCIA**

**Tensión peligrosa.**

Esta máquina permanece bajo tensión peligrosa tras accionar una PARADA DE EMERGENCIA o un dispositivo de interbloqueo.

## Parada de emergencia

**PRECAUCIÓN**

**El baño de peróxido de hidrógeno no se vacía automáticamente cuando se pulsa un botón de PARADA DE EMERGENCIA.**

Esta operación deberá realizarse manualmente.

Los dispositivos de parada de emergencia se utilizan para parar de inmediato esta máquina ante una situación peligrosa. Aprender las posiciones de todos los dispositivos de parada de emergencia y cómo utilizarlos.

Las instrucciones para realizar una parada normal de la producción se encuentran en el capítulo Parada del Manual de funcionamiento.

## Botones de Parada de emergencia

Pulsar uno de los botones de PARADA DE EMERGENCIA para detener este equipo inmediatamente.

Vaciar el baño de peróxido. Ver Vaciado manual del baño de peróxido en la página ii-28.

La ubicación de cada botón de PARADA DE EMERGENCIA se muestra mediante una flecha.

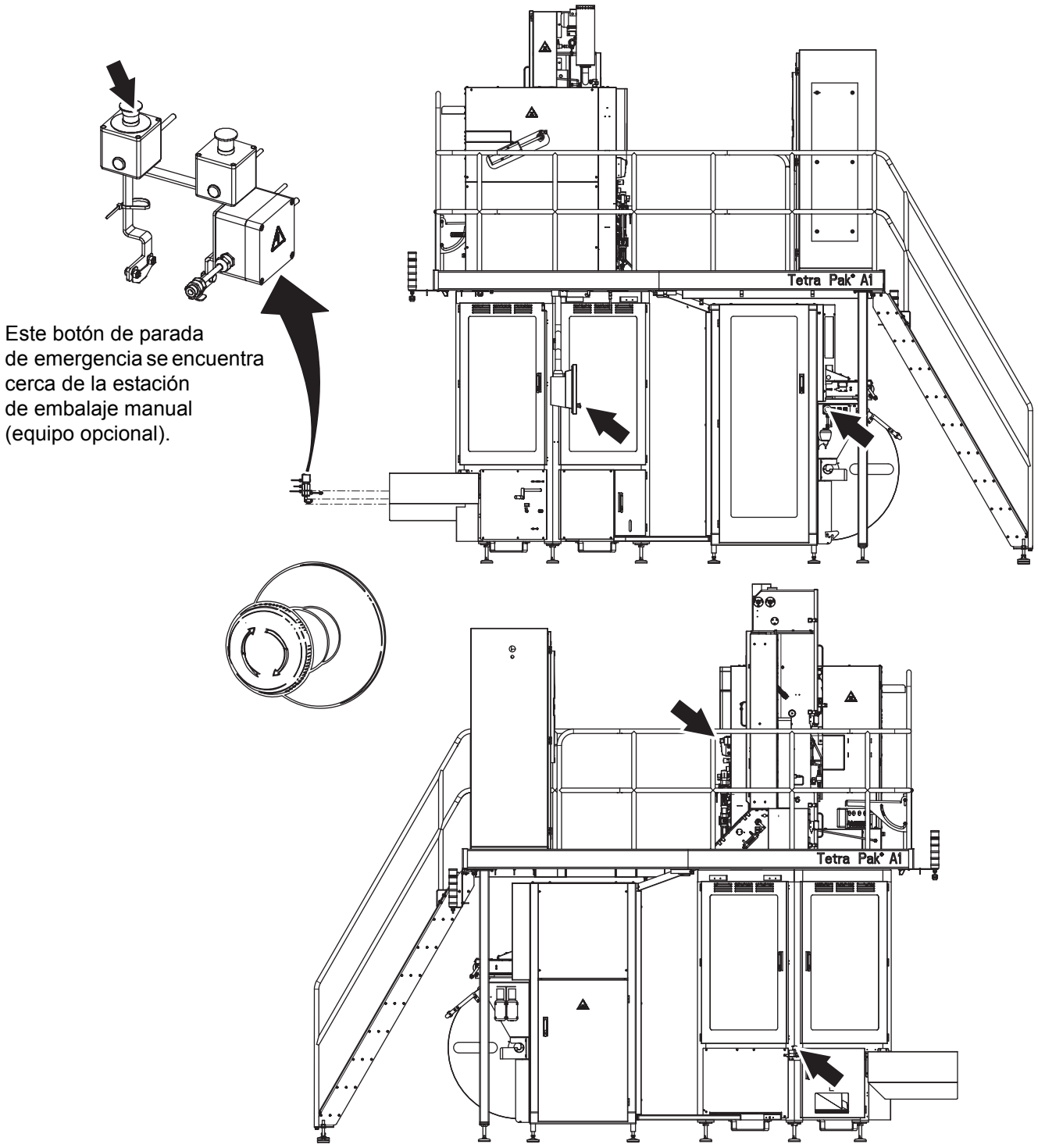


Este botón de parada de emergencia se encuentra cerca de la estación de embalaje manual (equipo opcional).

# Cárteres de seguridad

**ADVERTENCIA**

**Maquinaria en movimiento.**

No anular ni derivar nunca los dispositivos de interbloqueo.

Los cárteres móviles (por ejemplo, las puertas y cubiertas que dan acceso a zonas peligrosas) disponen de dispositivos de interbloqueo si procede. Estos dispositivos (normalmente son interruptores eléctricos de seguridad) forman parte del sistema de seguridad y nunca deben anularse, derivarse o inhabilitarse.

**PRECAUCIÓN**

**Esquinas y bordes.**

Cerrar las puertas, los cárteres o las partes del equipo a menos que deban permanecer abiertas durante el funcionamiento.

**PRECAUCIÓN**

**Peligro de quemaduras.**

Las partes del equipo que están protegidas mediante cárteres pueden estar calientes después del funcionamiento. Dejar que los componentes se enfríen o llevar el equipo de protección individual.

Después de la instalación y el mantenimiento, y antes de avanzar paso a paso o accionar el equipo, comprobar que todos los cárteres de seguridad están en su sitio y funcionan correctamente.

*(Continúa)*

*(Continúa)*

**PRECAUCIÓN**
**Daños a la máquina.**
El equipo puede dañarse si no se para siguiendo el procedimiento correcto. No parar nunca este equipo abriendo un cárter móvil como, por ejemplo, una puerta o una cubierta equipadas con un dispositivo de interbloqueo.

La ubicación de cada cárter de interbloqueo se indica mediante una flecha.

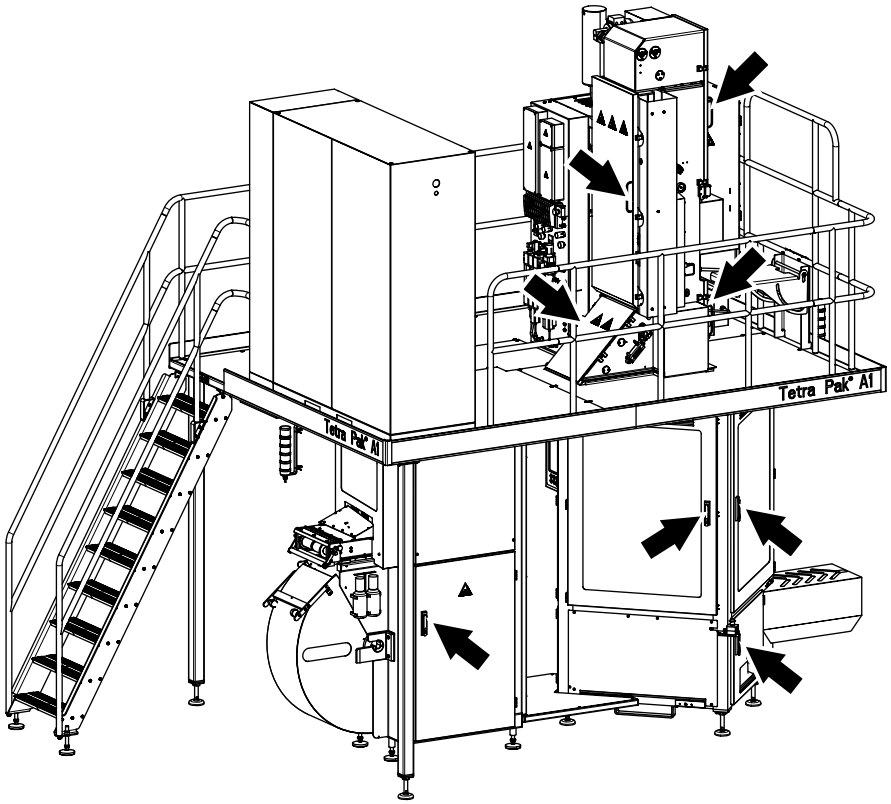


*(Continúa)*

*(Continúa)*

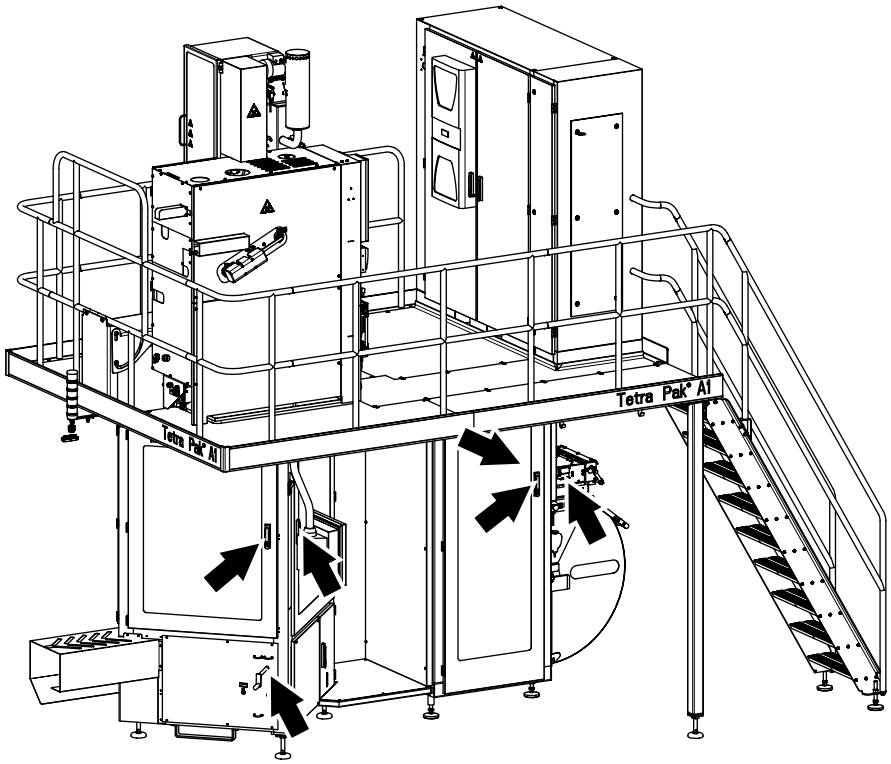

## Lámpara de alarma

Una lámpara de alarma es una columna provista de luces de advertencia:

- Una luz roja (2) indica una condición de peligro. Se trata de una situación que requiere una acción inmediata.
- Una luz amarilla (3) indica una condición anómala o una condición crítica inminente. Se trata de una condición que requiere una acción por parte del operador.
- Una luz azul (4) indica que se necesita una acción por parte del operador
- Una luz verde (5) indica una condición normal.

## Alarma acústica

La alarma acústica (1) produce una señal de advertencia cada vez que el equipo está a punto de arrancar. La señal de advertencia se emite durante unos siete segundos antes del arranque para alertar al personal.

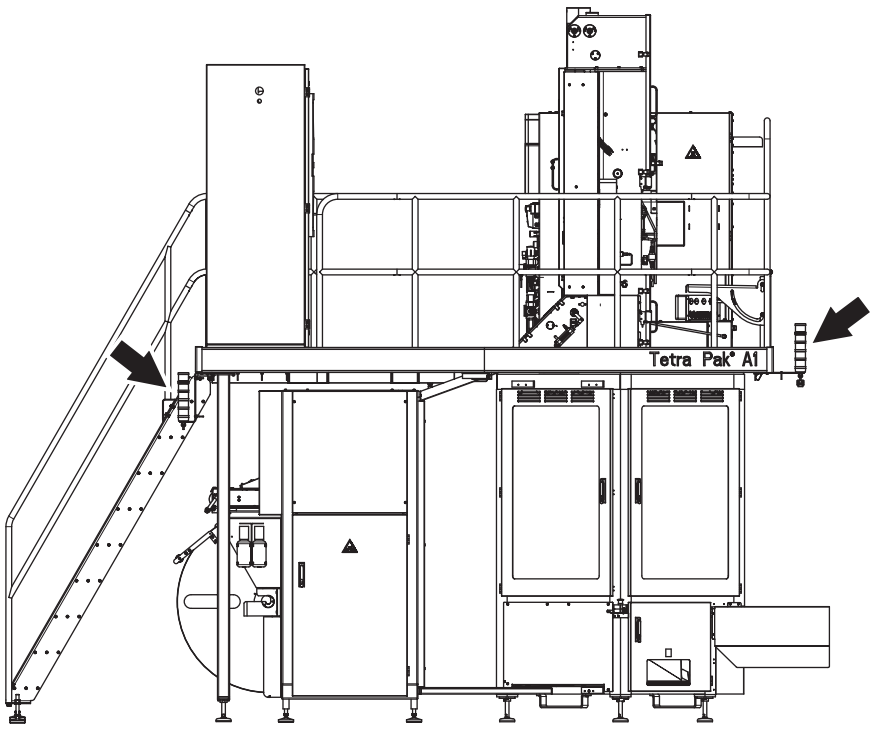


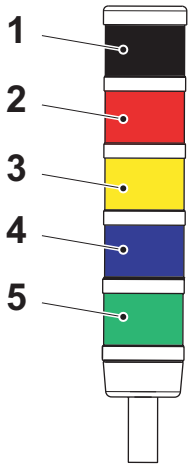


1 Alarma acústica
2 Luz roja
3 Luz amarilla
4 Luz azul
5 Luz verde

# Manipulación manual segura

Usar dispositivos mecánicos de elevación siempre que sea posible. Cuando no haya dispositivos mecánicos de elevación disponibles, no intentar levantar cargas de más de 23 kg si no se cuenta con la ayuda de otra persona. Evitar levantar objetos por debajo de la altura de las rodillas y por encima de la altura de los hombros. Si es necesario levantar algo del suelo, seguir las instrucciones indicadas a continuación para reducir el riesgo de lesiones dorsales y discales.

- Usar calzado de seguridad y asegurarse de que la superficie del suelo no está resbaladiza
- Acercarse a la carga
- Separar bien las piernas y apoyar firmemente los pies en el suelo
- Agacharse doblando las rodillas y haciendo fuerza con los músculos de las piernas
- Mantener la carga cerca del cuerpo
- No girar el cuerpo mientras se mueve la carga
- Dar pasos pequeños al darse la vuelta.

Para reducir el riesgo de lesiones discales o en los músculos de la espalda, tener cuidado para no doblar ni girar la espalda al levantar la carga. Mantener la carga cerca del cuerpo para reducir los esfuerzos en la espalda.

Para reducir los riesgos por carencia de ergonomía para cada operador, es aconsejable ir rotando los tipos de trabajo de forma que todos tengan tiempo de recuperarse y varíen sus tareas.

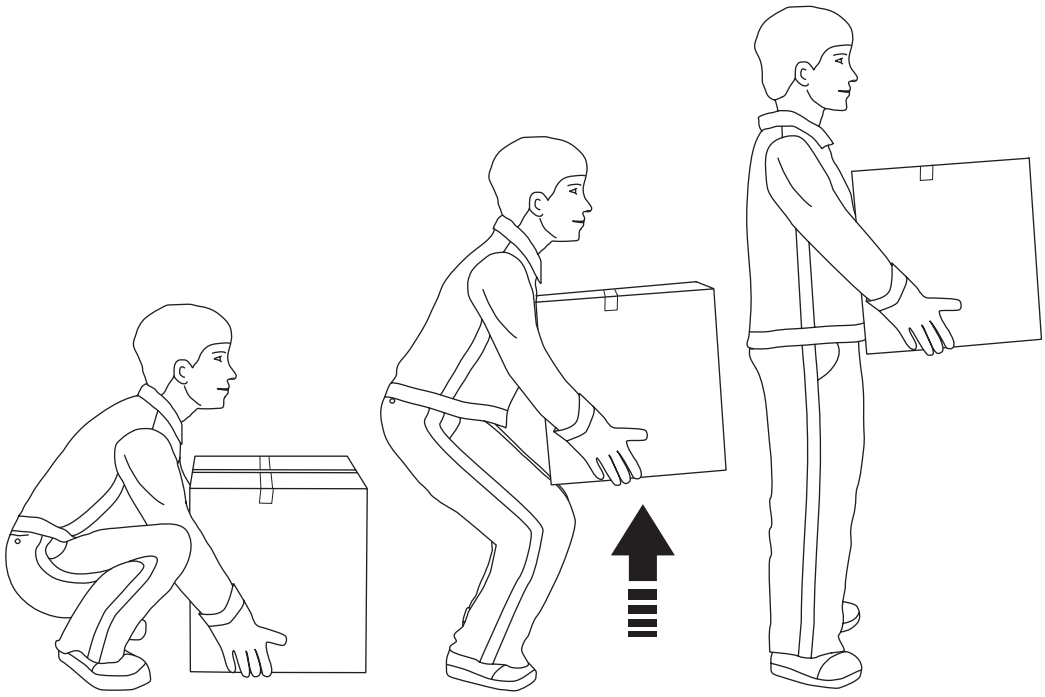

# Protección personal

Esta sección se aplica a todo el personal en cualquier momento durante el funcionamiento del equipo. Para averiguar cuál es la protección personal especial necesaria a la hora de manejar sustancias peligrosas, consultar la sección Sustancias peligrosas.

## Peligro de ruido

**PRECAUCIÓN**

**Ruido peligroso.**

Riesgo de trastornos auditivos.

Se recomienda llevar protección para los oídos siempre que este equipo esté en funcionamiento.

## Peligro de atrapamiento

**ADVERTENCIA**

**Riesgo de engancharse.**

No llevar joyas o prendas sueltas mientras se trabaja en o cerca de este equipo. El pelo largo no debe llevarse suelto.

# Sustancias peligrosas

**ADVERTENCIA**

**El contacto con los productos químicos puede causar la muerte, lesiones graves o trastornos a la salud.**

Al manejar productos químicos, leer siempre y seguir las instrucciones de la hoja de datos de seguridad suministrada por el fabricante o el proveedor local.

Asegurarse de que:

- la hoja de datos de seguridad está disponible
- las duchas funcionan
- hay un dispositivo para lavarse los ojos (móvil o montado en la pared) disponible y operativo
- hay medios de lavado adicionales en las inmediaciones.

**¡Nota!** Aprender las ubicaciones de todos los medios de lavado para poder actuar inmediatamente en caso de accidente.



## Eliminación de las sustancias químicas

Leer siempre y seguir las instrucciones de la hoja de datos de seguridad suministrada por el fabricante o el proveedor local.

Se recomienda encarecidamente que los contenedores usados de productos químicos:

- se eliminen de acuerdo con las instrucciones inmediatamente después de su uso
- no se usen como contenedores para desechar otros productos químicos, ya que podrían producirse reacciones químicas no controladas dentro de ellos.

# Peróxido de hidrógeno ($H_2O_2$)

**ADVERTENCIA**
**Producto químico corrosivo.**
Llevar el equipo de protección personal.

Tanto en su estado líquido como gaseoso, el peróxido de hidrógeno puede producir irritación o daños si entra en contacto con la piel, las mucosas, los ojos o la ropa. En caso de accidente, solicitar inmediatamente cuidados médicos.

El peróxido de hidrógeno líquido en concentraciones inferiores al 1% normalmente no se considera peligroso para las personas.

Consultar las instrucciones en la etiqueta del depósito o contenedor.

## Procedimientos de emergencia

Si ocurre un accidente con el peróxido de hidrógeno, aclarar el área afectada lo antes posible con grandes cantidades de agua.

### Ojos

Si las salpicaduras o el vapor del peróxido de hidrógeno entran en contacto con los ojos

- lavar los ojos con abundante agua tibia durante 15 minutos (manteniéndolos bien abiertos)
- solicitar inmediatamente cuidados médicos.

### Piel

Si el peróxido de hidrógeno entra en contacto con la piel o la ropa

- enjuagarlas inmediatamente con mucha agua
- solicitar inmediatamente cuidados médicos si aparecen quemaduras superficiales
- lavar a fondo la ropa antes de volver a ponérsela.

### Inhalación

Si se nota irritación o dolor debido a la **inhalación** de vapores de peróxido de hidrógeno

- abandonar la zona afectada y procurar respirar aire fresco
- solicitar cuidados médicos si los síntomas empeoran.

### Ingestión

Si se ingiere el peróxido de hidrógeno

- no tratar de provocar el vómito
- beber grandes cantidades de agua tibia para diluir el peróxido
- solicitar inmediatamente cuidados médicos.

## Equipo de protección personal

El equipo de protección personal para el peróxido de hidrógeno consta de

- gafas de protección (por ejemplo, TP N.º 90303-11), ajustadas
  Si hay peligro de salpicaduras, un visor es un complemento adecuado
- guantes de protección de neopreno (por ejemplo, TP N.º 90303-12), nitrilo, o goma de butilo
- delantal de protección (por ejemplo, TP N.º 90303-13), o mono de protección cuando se manejan grandes cantidades
- zapatos o botas de protección de plástico PVC, PE o goma
- equipo de respiración adecuado, si no hay suficiente ventilación.

## Manejo del peróxido de hidrógeno

**ADVERTENCIA**

**Reacción química repentina y violenta.**

Evitar cualquier contaminación del peróxido de hidrógeno.

El peróxido de hidrógeno puede reaccionar de manera repentina y violenta en combinación con muchos compuestos o si ha sido contaminado. Nunca volver a verter el peróxido de hidrógeno sobrante en su contendor original. Existe el riesgo de una violenta descomposición que libera oxígeno y calor, junto con un gran incremento de volumen debido al oxígeno producido por la descomposición del peróxido. Esto será la causa de una gran sobrepresión si el peróxido de hidrógeno contaminado está en un contenedor cerrado. Si la integridad del contenedor falla, podría producirse una situación peligrosa.

Asegurarse de que el equipo utilizado para manejar y diluir el peróxido de hidrógeno está limpio antes de que entre en contacto con el peróxido de hidrógeno. Las bombas u otros equipos empleados para manejar el peróxido de hidrógeno deben **utilizarse sólo para este propósito** y deben ser de materiales apropiados, como acero inoxidable 316 L, vidrio, polietileno o teflón. Después de su uso, asegurarse de enjuagar cualquier residuo de peróxido de hidrógeno.

Si se derrama el peróxido de hidrógeno, diluirlo con cantidades abundantes de agua. Eliminar el peróxido de hidrógeno diluido conforme a las normas locales.



**ADVERTENCIA**

**Autoignición.**

Nunca limpiar el peróxido de hidrógeno con materiales como trapos o papel, puesto que podrían sufrir una ignición espontánea varias horas después del contacto.

Si hay un incendio, pulverizar con grandes cantidades de agua.

## Almacenamiento del peróxido de hidrógeno

**ADVERTENCIA**

**Los contenedores pueden llegar a tener demasiada presión si no se ventilan adecuadamente. Si la integridad de un contenedor falla, podría producirse una situación peligrosa.**

Mantener el envase en posición vertical y cerrado con el tapón de ventilación adecuado. En caso de incendio, enfriar todos los envases rociándolos con grandes cantidades de agua.

El peróxido de hidrógeno se descompone mucho más rápidamente con el aumento de la temperatura. Con temperaturas elevadas existe el riesgo de que el contenedor llegue a tener demasiada presión, puesto que el tapón de ventilación no puede soltar con suficiente rapidez el gas que se produce. Si la integridad del contenedor falla, podría producirse una situación peligrosa.

El peróxido de hidrógeno **debe** almacenarse sólo en su **envase original**, como se recibe del proveedor. Mantener el envase en posición vertical con su tapón de ventilación puesto para que pueda salir el oxígeno. De lo contrario, existe el riesgo de sobrepresurizar el contenedor debido a la violenta descomposición del peróxido. Si la integridad del contenedor falla, podría producirse una situación peligrosa.

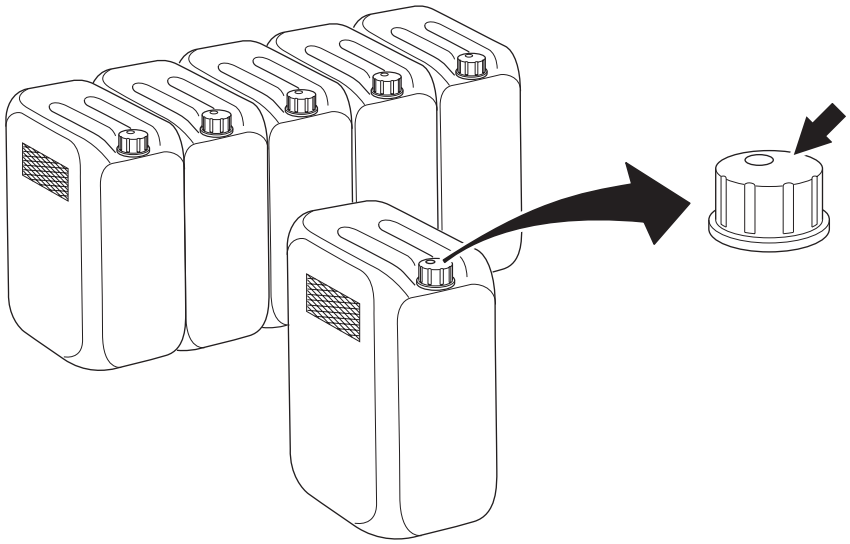

Asegurarse de que el contenedor está cerrado de manera apropiada.

*(Continúa)*

*(Continúa)*

El peróxido de hidrógeno comercial de calidad alimenticia ha sido estabilizado para inhibir los efectos de descomposición catalítica de metales y otras impurezas. No obstante, puede descomponerse en oxígeno y agua si se expone al calor o se contamina.

Asegurarse de que el área utilizada para guardar el peróxido de hidrógeno está

- fresca, limpia y bien ventilada
- protegida contra los rayos directos del sol
- libre de materiales combustibles.

## Eliminación del peróxido de hidrógeno

Leer siempre y seguir las instrucciones de la hoja de datos de seguridad suministrada por el fabricante o el proveedor local.

## Vaciado manual del baño de peróxido

Cuando se para este equipo, es necesario vaciar manualmente el baño de peróxido (1).

**PRECAUCIÓN**

**Peróxido de hidrógeno.**

Seguir las instrucciones de Procedimientos de emergencia, Equipo de protección personal, Manejo del peróxido de hidrógeno, Almacenamiento del peróxido de hidrógeno, y Eliminación del peróxido de hidrógeno en esta sección Peróxido de hidrógeno ($H_2O_2$).

a) Asegurarse de que el contenedor del peróxido residual (3) está vacío antes de vaciar el baño del peróxido (1).

b) Abrir la válvula de vaciado (2) (en la figura se muestra abierta) para vaciar el baño del peróxido.

c) Asegurarse de que el baño del peróxido está del todo vacío antes de cerrar la válvula de vaciado.

**¡Nota!** Si hay un derrame de peróxido en el armario del peróxido, es necesario diluirlo con agua hasta una concentración inferior al 1% antes de vaciarlo. Llenar con agua el armario del peróxido y luego abrir la válvula de vaciado (4).

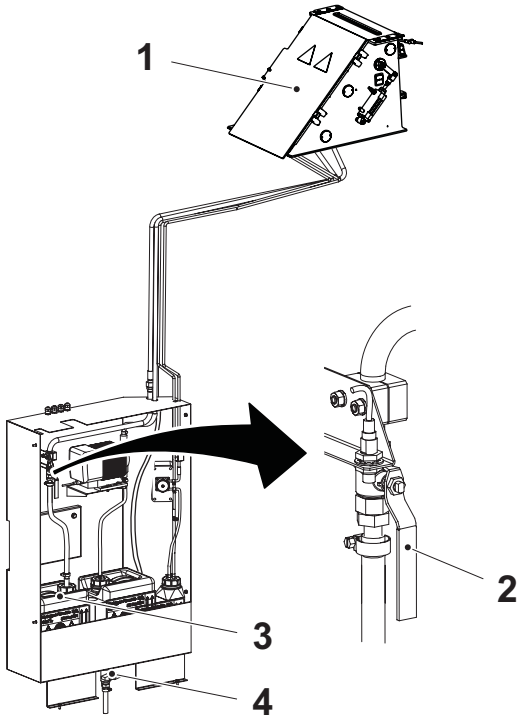


1 Baño de peróxido
2 Válvula de vaciado
3 Contenedor del peróxido residual
4 Válvula de vaciado

# Sistemas de suministro

## Suministro eléctrico

**PELIGRO**

**Tensión peligrosa y maquinaria en movimiento.**
El disyuntor de la alimentación eléctrica debe desconectarse y bloquearse con un candado antes de efectuar cualquier operación de mantenimiento.

**¡Nota!** El técnico debe retirar la llave del candado y mantenerla en su poder hasta que se haya terminado todo el trabajo.

Determinados procedimientos de mantenimiento pueden necesitar que los sistemas de suministro eléctrico estén encendidos. Estas excepciones se especifican claramente en el Manual de Mantenimiento.

Las ilustraciones muestran el disyuntor de la alimentación eléctrica y su ubicación.



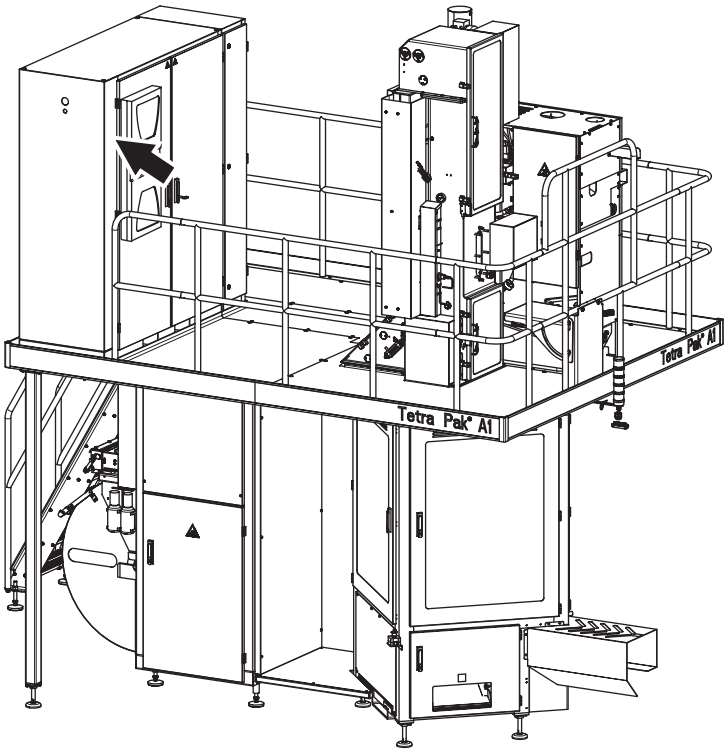

## Tensión residual

**PELIGRO**

**Tensión peligrosa.**
Causará descargas eléctricas, quemaduras o la muerte.
Después de desconectar el disyuntor de la alimentación eléctrica, sigue habiendo tensión residual en los circuitos de los condensadores.
Esperar cinco minutos antes de abrir el alojamiento de dichos circuitos.
Asegurarse de que no queda tensión residual en los condensadores antes de tocarlos.

## Armario eléctrico

**PELIGRO**

**Tensión peligrosa.**
Causará descargas eléctricas, quemaduras o la muerte.
El disyuntor de la alimentación eléctrica debe desconectarse y bloquearse con un candado antes de emprender cualquier operación de mantenimiento dentro del armario eléctrico.

**¡Nota!** El técnico debe retirar la llave del candado y mantenerla en su poder hasta que se haya terminado todo el trabajo.

Asegurarse de que las puertas del armario eléctrico están cerradas después de trabajar dentro del armario eléctrico. Las puertas provistas de candado deben cerrarse con él.

La ubicación de cada armario eléctrico se indica mediante una flecha.

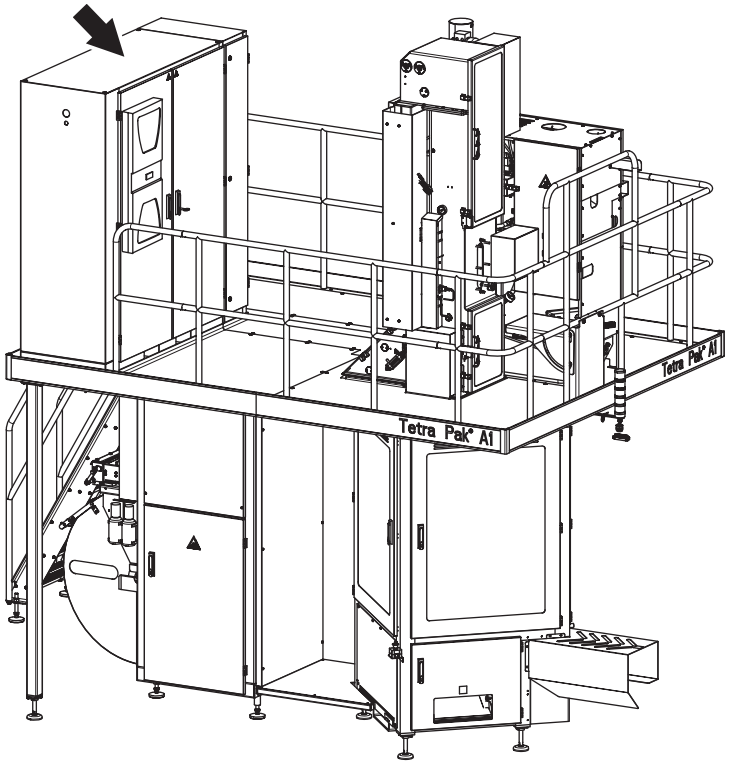

## Toma de corriente

**ADVERTENCIA**

**Tensión peligrosa.**

Puede causar descargas eléctricas, quemaduras o la muerte.

Leer el Manual de Mantenimiento antes de utilizar esta toma de corriente.

La toma de corriente (1) está conectada a un dispositivo de corriente residual (2) para proteger a los usuarios contra descargas eléctricas si se produce un fallo de tierra en la máquina conectada. El dispositivo de corriente residual debe ponerse a prueba siempre antes de utilizar la toma de corriente. Consultar el MM para el procedimiento de prueba.

Las figuras muestran la toma de corriente, el dispositivo de corriente residual y su ubicación.

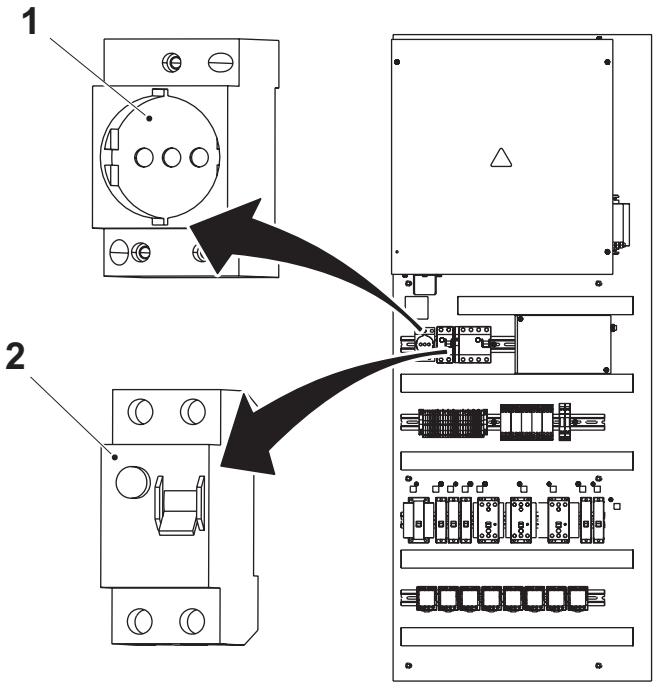


1 Toma de corriente
2 Dispositivo de corriente residual 01F031

# Suministro de aire

**ADVERTENCIA**

**Aire comprimido y maquinaria en movimiento.**
Cerrar la válvula del aire principal y bloquearla antes de efectuar cualquier operación de mantenimiento.

**¡Nota!** El técnico debe retirar la llave del candado y mantenerla en su poder hasta que se haya terminado todo el trabajo.

Determinados procedimientos de mantenimiento pueden necesitar que los sistemas de suministro de aire estén encendidos. Estas excepciones se especifican claramente en el Manual de Mantenimiento.

Las ilustraciones muestran la válvula de cierre principal (1), el candado (2) y su ubicación.

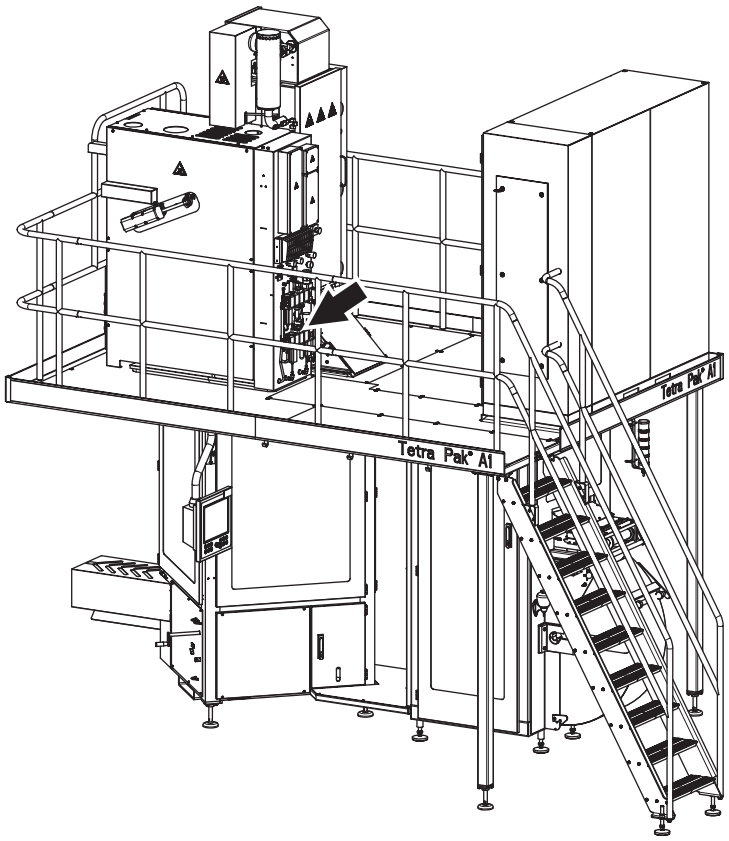


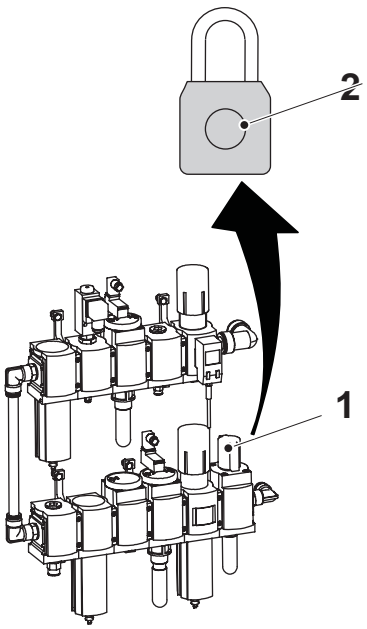


1 Válvula de cierre
2 Candado

# Suministro de vapor

**ADVERTENCIA**

**El vapor caliente puede causar quemaduras.**

El vapor bajo presión puede ser descargado inesperadamente. Cerrar la válvula de suministro del vapor y bloquearla con un candado, y airear bien toda la presión del vapor antes de emprender cualquier mantenimiento en piezas que lleven vapor, como tubos y válvulas.

**¡Nota!** El técnico debe retirar la llave del candado y mantenerla en su poder hasta que se haya terminado todo el trabajo.

Determinados procedimientos de mantenimiento pueden necesitar que los sistemas de suministro del vapor estén encendidos. Estas excepciones se especifican claramente en el Manual de Mantenimiento.

Las ilustraciones muestran la válvula del vapor principal (1), el candado (2) y su ubicación.

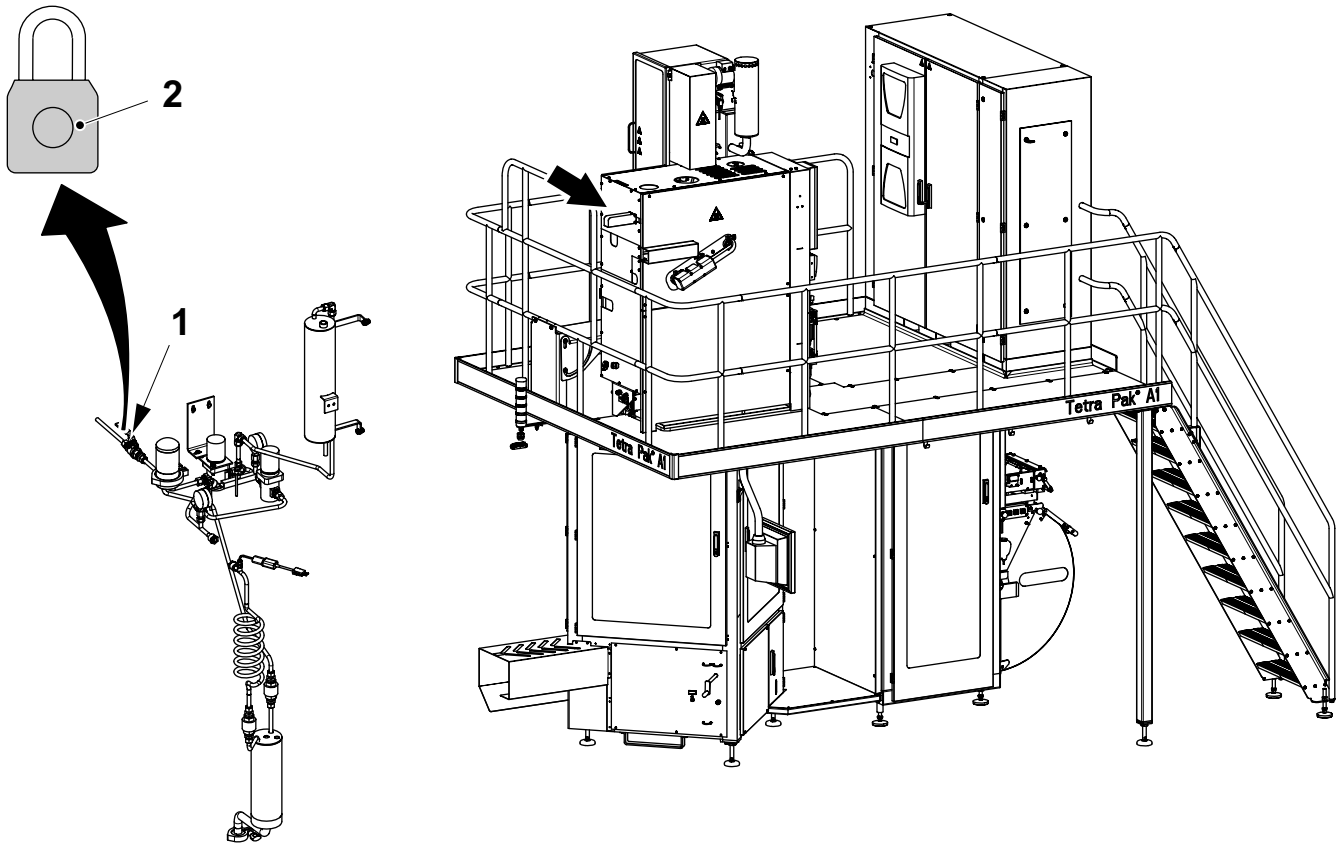


1 Válvula de suministro del vapor
2 Candado

*(Continúa)*

*(Continúa)*

**ADVERTENCIA**

**Las partes calientes pueden causar quemaduras graves.**

Los tubos, las válvulas y otras partes que contienen vapor pueden estar muy calientes.

No tocar dichas partes.

La figura muestra las partes calientes en este equipo.

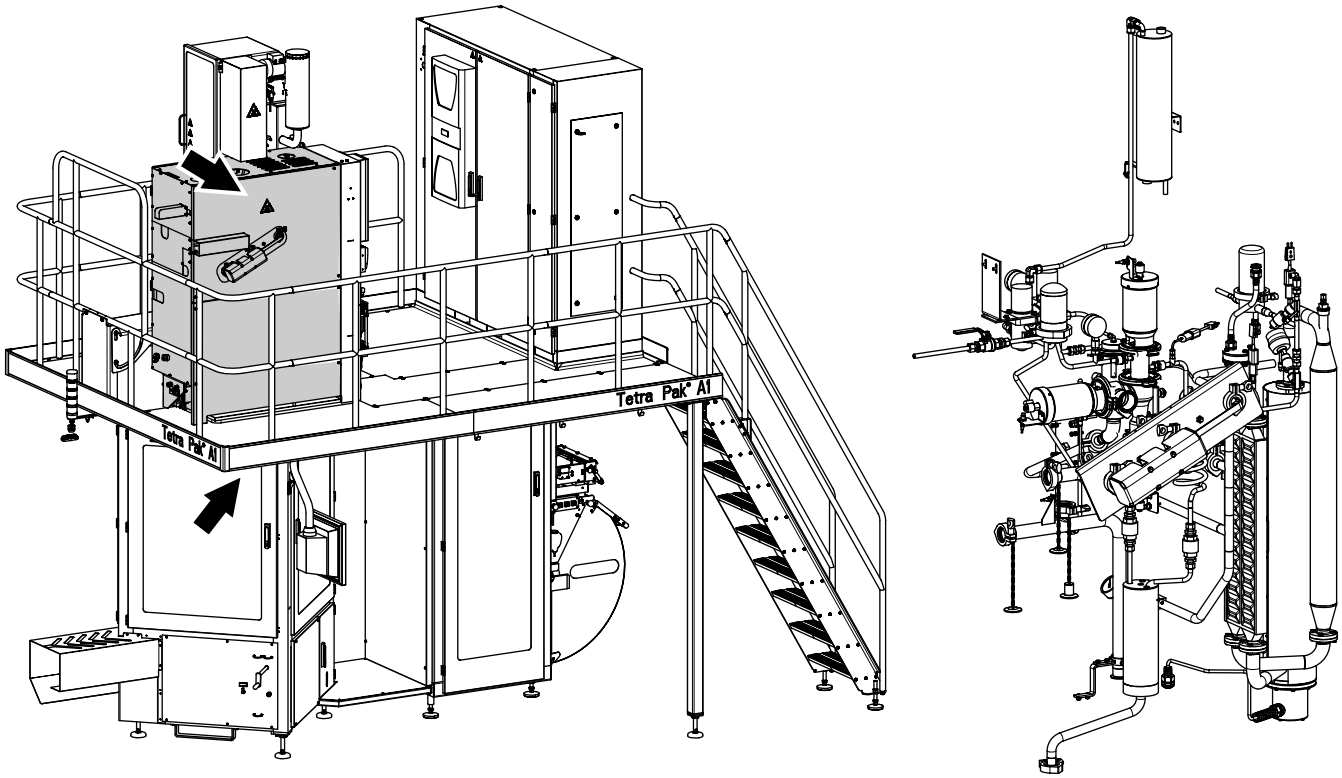


En esta área las partes pueden estar calientes durante la producción y la CIP.

# Suministro de agua

**PRECAUCIÓN**

**Agua bajo presión.**

Cerrar las válvulas de suministro del agua antes de emprender cualquier operación de mantenimiento.

Determinados procedimientos de mantenimiento pueden necesitar que los sistemas de suministro de agua estén encendidos. Estas excepciones se especifican claramente en el Manual de Mantenimiento.

Las figuras muestran la válvula de suministro del agua (1) y su ubicación.

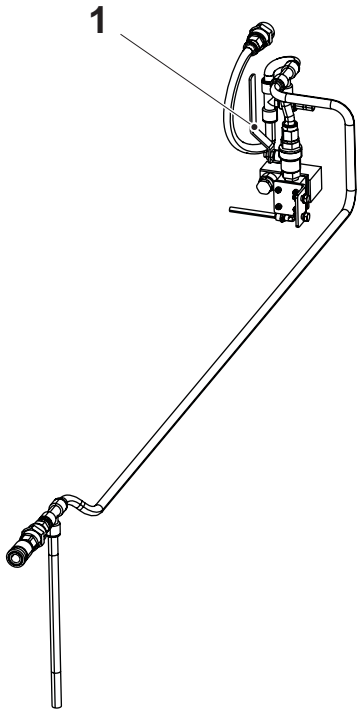


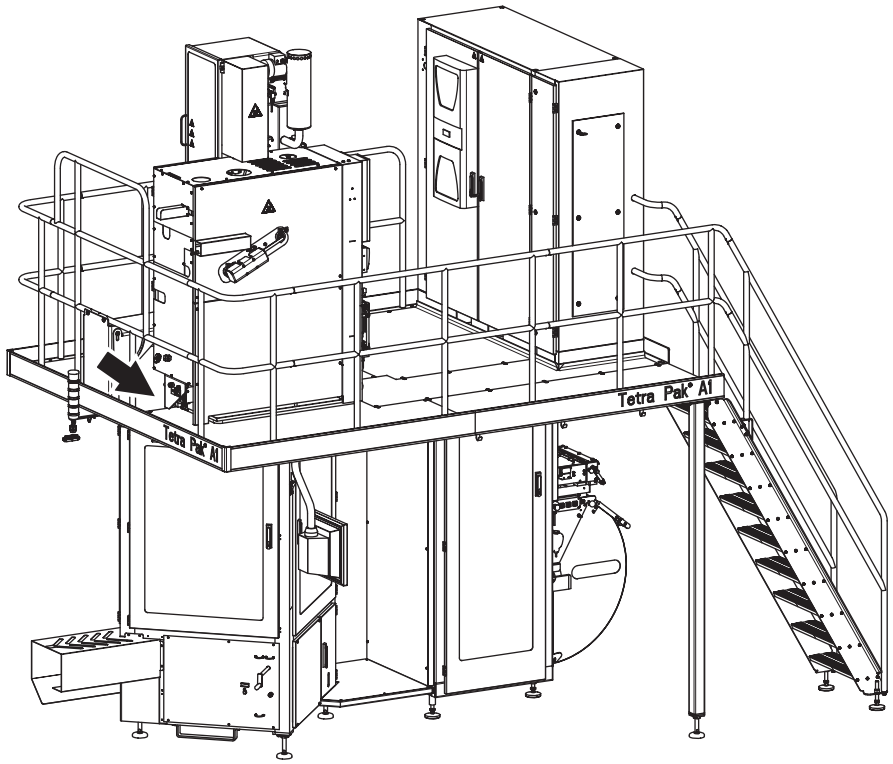


1 Válvula de suministro del agua

Esta página ha sido dejada en blanco deliberadamente

# 1 Descripción de los sistemas eléctricos

## Acerca del capítulo Descripción de los sistemas eléctricos

Este capítulo contiene una descripción de las conexiones del sistema de seguridad.

**1.1 Sistema de seguridad . . . . . 1 - 6**

Esta página ha sido dejada en blanco deliberadamente

# 1.1 Sistema de seguridad

El sistema de seguridad está controlado por seis módulos de relés de seguridad.

Una condición de emergencia se crea pulsando los botones de emergencia.

Una condición de seguridad se crea abriendo puertas dotadas de interruptores de seguridad.

Para restablecer la máquina después de una condición de emergencia, soltar los botones de parada de emergencia, pulsar Restablecimiento alarmas y esperar a que el PLC efectúe un restablecimiento.

Para restablecer la máquina después de una condición de seguridad, eliminar las causas (por ejemplo cerrar la puerta), pulsar Restablecimiento alarmas y esperar hasta que el PLC efectúe un restablecimiento.

Esta página ha sido dejada en blanco deliberadamente

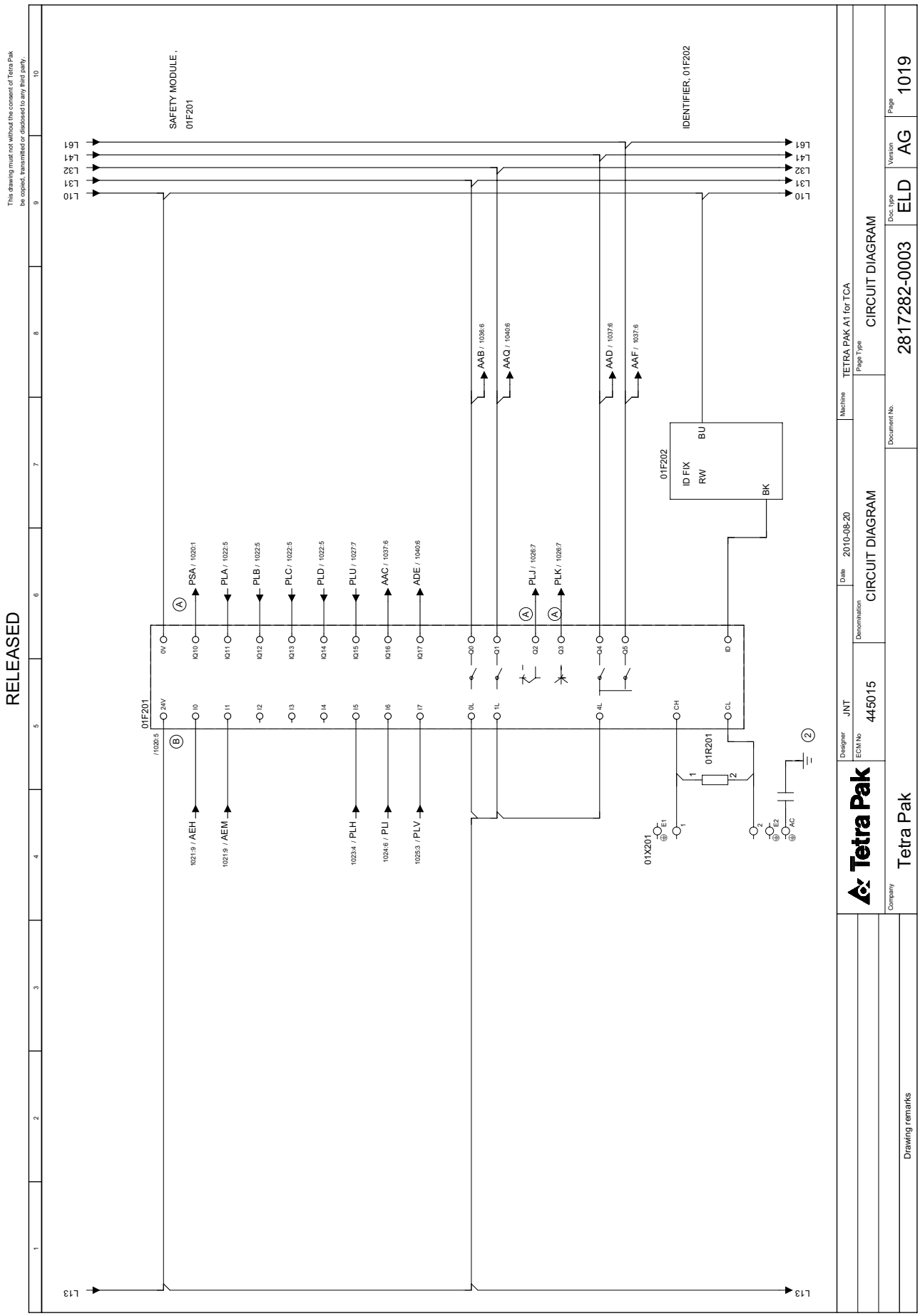
RELEASED
This drawing must not without the consent of Tetra Pak be copied, transmitted or disclosed to any third party.
SAFETY MODULE , 01F201
IDENTIFIER, 01F202
L61
L41
L32
L31
L10
L13
01F201
01F202
01X201
01R201
ID FIX
RW
BU
BK
PSA / 1020:1
PLA / 1022:5
PLB / 1022:5
PLC / 1022:5
PLD / 1022:5
PLU / 1027:7
AAC / 1037:6
ADE / 1040:6
PLJ / 1026:7
PLK / 1026:7
AAB / 1036:6
AAQ / 1040:6
AAD / 1037:6
AAF / 1037:6
1021:9 / AEH
1021:9 / AEM
1023:4 / PLH
1024:6 / PLI
1025:3 / PLV
Tetra Pak
Designer JNT
ECM No 445015
Denomination CIRCUIT DIAGRAM
Date 2010-08-20
Machine TETRA PAK A1 for TCA
Page Type CIRCUIT DIAGRAM
Document No. 2817282-0003
Doc. type ELD
Version AG
Page 1019
Company Tetra Pak
Drawing remarks

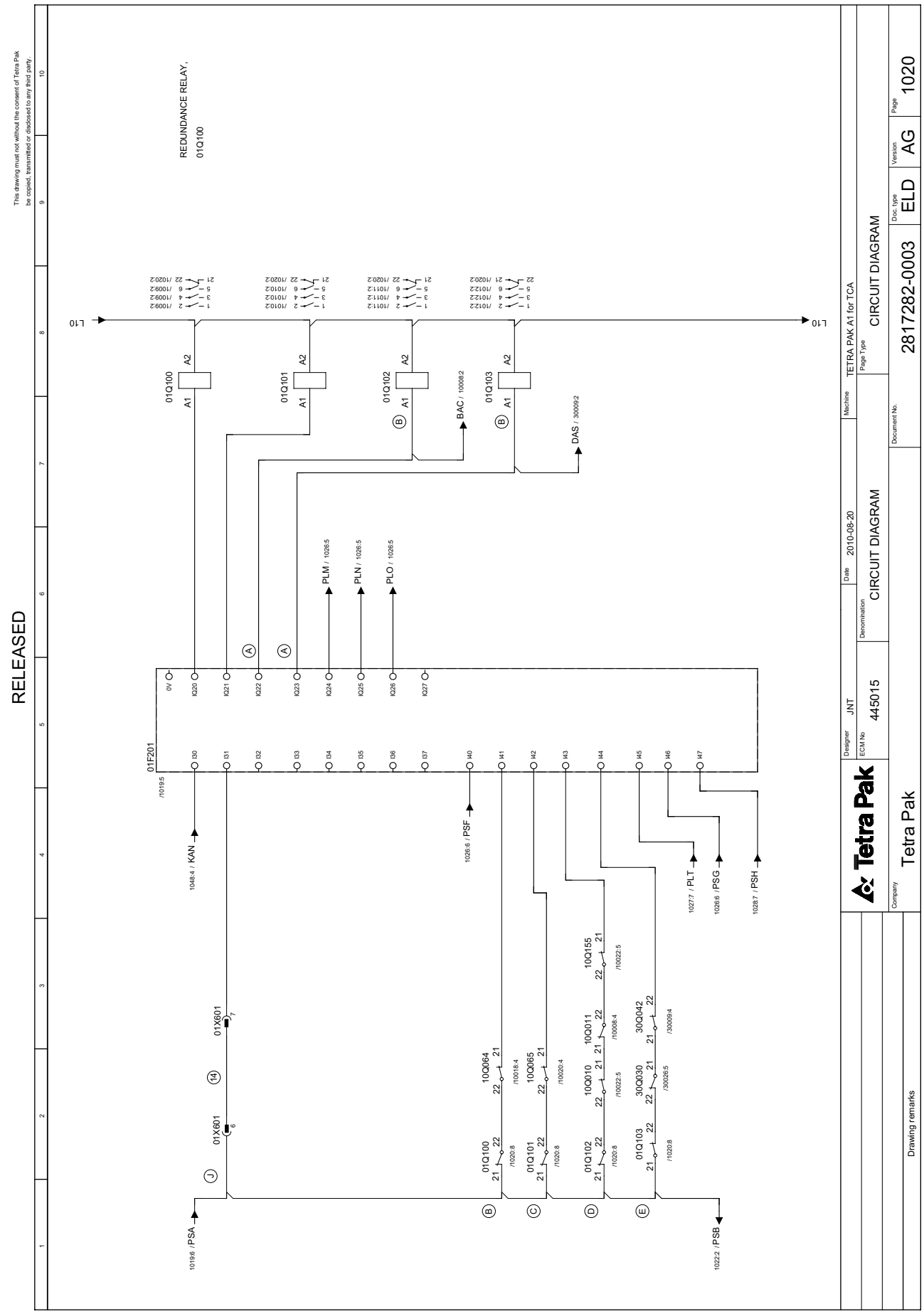
RELEASED
This drawing must not without the consent of Tetra Pak be copied, transmitted or disclosed to any third party.
REDUNDANCE RELAY,
01Q100
L10
01Q100
01Q101
01Q102
01Q103
A1
A2
BAC / 10008:2
DAS / 30009:2
PLM / 1026:5
PLN / 1026:5
PLO / 1026:5
01F201
/1019:5
0V
I20
I21
I22
I23
I24
I25
I26
I27
I30
I31
I32
I33
I34
I35
I36
I37
I40
I41
I42
I43
I44
I45
I46
I47
1048:4 / KAN
1026:6 / PSF
1027:7 / PLT
1026:6 / PSG
1028:7 / PSH
10196 /PSA
1022:2 /PSB
01X601
10Q064
10Q065
10Q010
10Q011
10Q155
30Q030
30Q042
Designer JNT
ECM No 445015
Denomination CIRCUIT DIAGRAM
Date 2010-08-20
Machine TETRA PAK A1 for TCA
Page Type CIRCUIT DIAGRAM
Document No. 2817282-0003
Doc. type ELD
Version AG
Page 1020
Company Tetra Pak
Drawing remarks

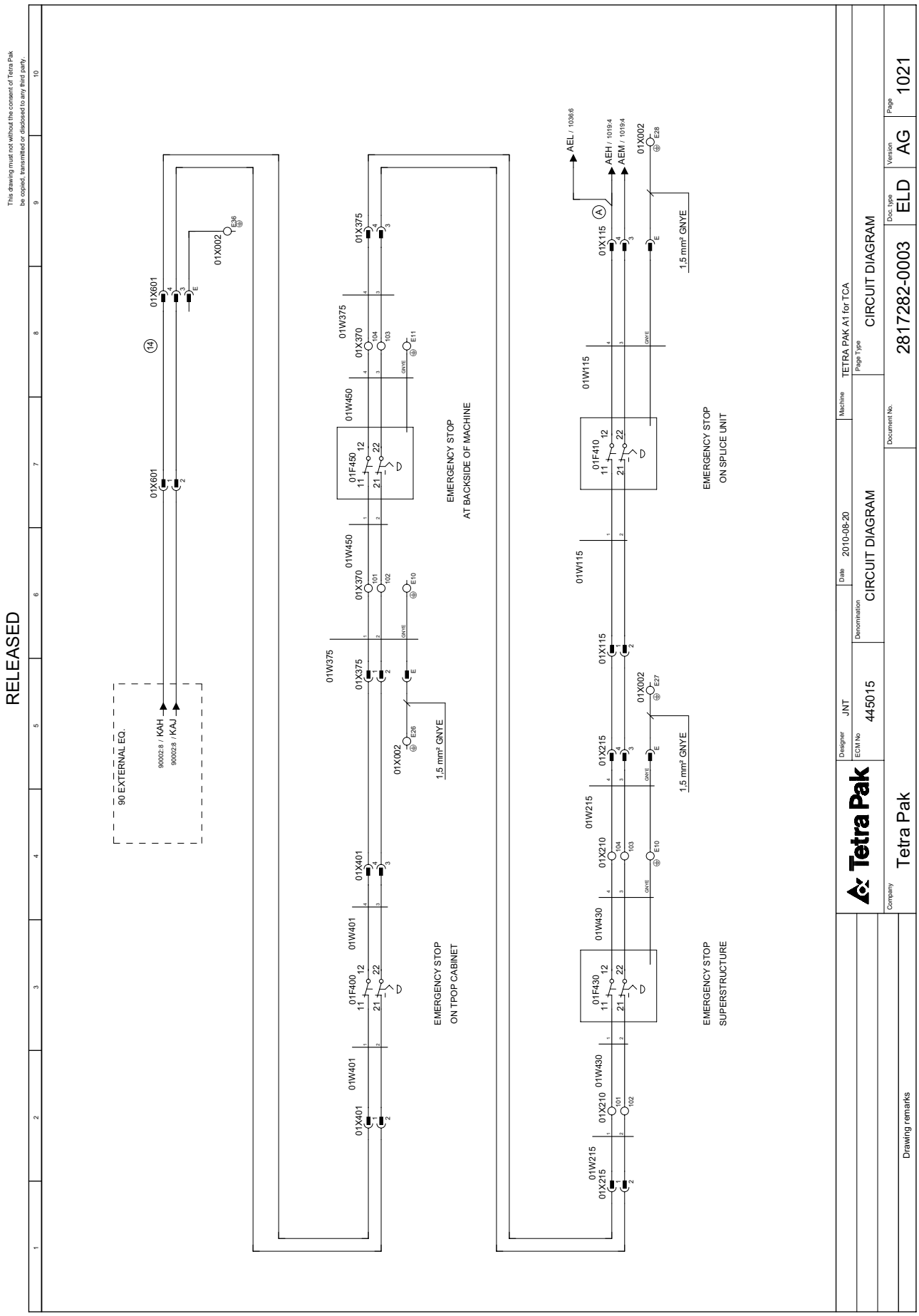
RELEASED
This drawing must not without the consent of Tetra Pak be copied, transmitted or disclosed to any third party.
90 EXTERNAL EQ.
90002:8 / KAH
90002:8 / KAJ
01X601
01X002
01X375
01W375
01X370
01W450
01F450
01X401
01W401
01F400
01X210
01W430
01X215
01W215
01F430
01X115
01W115
01F410
01X002
AEL / 1036:6
AEH / 1019:4
AEM / 1019:4
EMERGENCY STOP
ON TPOP CABINET
EMERGENCY STOP
AT BACKSIDE OF MACHINE
EMERGENCY STOP
ON SPLICE UNIT
EMERGENCY STOP
SUPERSTRUCTURE
1,5 mm² GNYE
Tetra Pak
Designer JNT
Date 2010-08-20
Machine TETRA PAK A1 for TCA
ECM No 445015
Denomination CIRCUIT DIAGRAM
Page Type CIRCUIT DIAGRAM
Company Tetra Pak
Drawing remarks
Document No. 2817282-0003
Doc. type ELD
Version AG
Page 1021

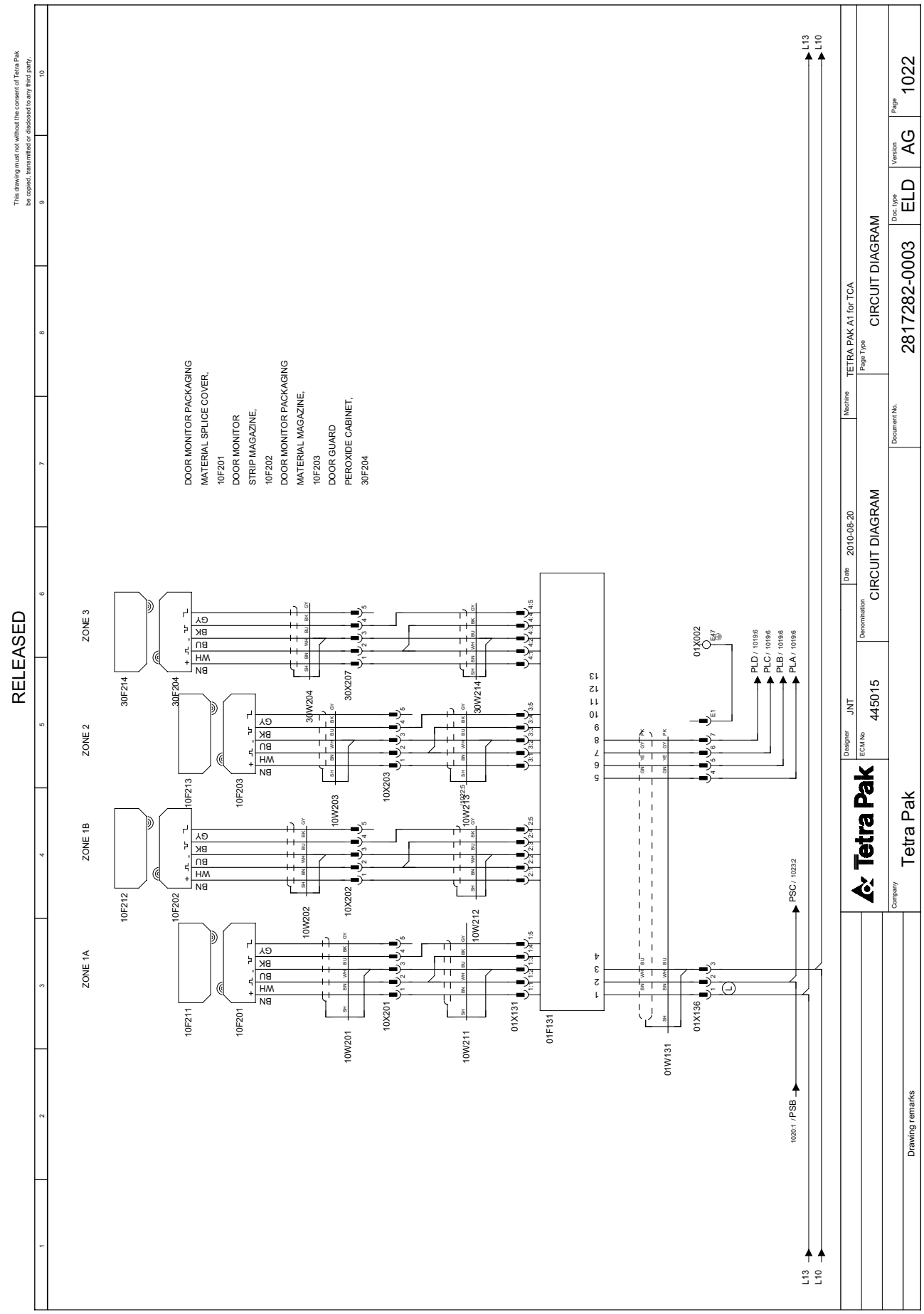
RELEASED
This drawing must not without the consent of Tetra Pak be copied, transmitted or disclosed to any third party.
DOOR MONITOR PACKAGING
MATERIAL SPLICE COVER,
10F201
DOOR MONITOR
STRIP MAGAZINE,
10F202
DOOR MONITOR PACKAGING
MATERIAL MAGAZINE,
10F203
DOOR GUARD
PEROXIDE CABINET,
30F204
ZONE 1A
ZONE 1B
ZONE 2
ZONE 3
10F211
10F201
10F212
10F202
10F213
10F203
30F214
30F204
10W201
10W202
10W203
10W204
10W211
10W212
10W213
10W214
30W204
30W214
10X201
10X202
10X203
30X207
01X131
01F131
01W131
01X136
01X002
PLD / 10196
PLC / 10196
PLB / 10196
PLA / 10196
PSC / 1023:2
1020:1 / PSB
L13
L10
Tetra Pak
Designer JNT
ECM No 445015
Denomination CIRCUIT DIAGRAM
Date 2010-08-20
Machine TETRA PAK A1 for TCA
Page Type CIRCUIT DIAGRAM
Document No. 2817282-0003
Doc. type ELD
Version AG
Page 1022
Company Tetra Pak
Drawing remarks

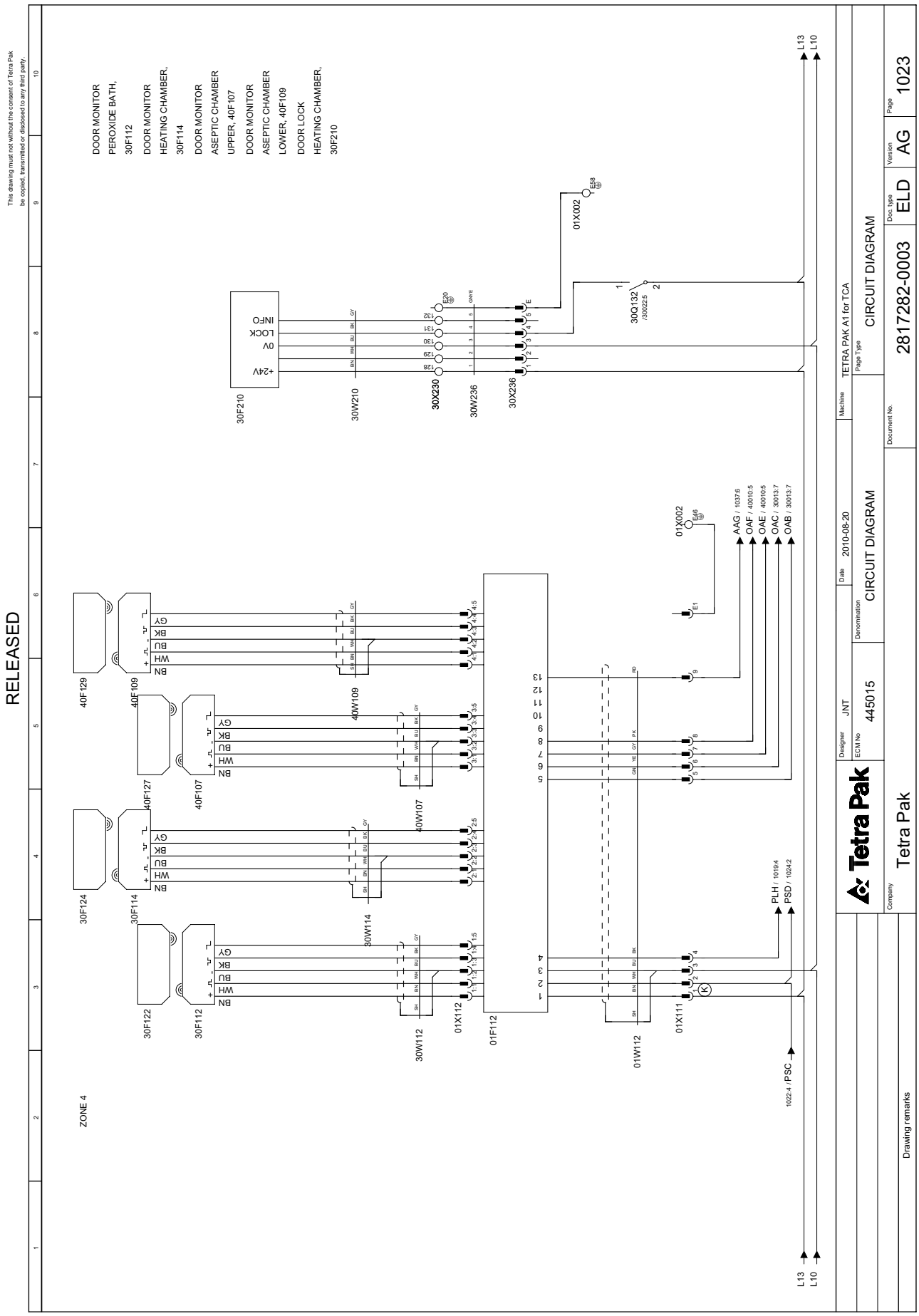
RELEASED
This drawing must not without the consent of Tetra Pak be copied, transmitted or disclosed to any third party.
DOOR MONITOR PEROXIDE BATH, 30F112
DOOR MONITOR HEATING CHAMBER, 30F114
DOOR MONITOR ASEPTIC CHAMBER UPPER, 40F107
DOOR MONITOR ASEPTIC CHAMBER LOWER, 40F109
DOOR LOCK HEATING CHAMBER, 30F210
30F210
+24V
0V
LOCK
INFO
30W210
30X230
30W236
30X236
01X002
30Q132
/30022:5
ZONE 4
40F129
40F109
40F124
30F114
40F127
40F107
30F122
30F112
40W109
40W107
30W114
30W112
01X112
01F112
01W112
01X111
01X002
AAG / 10376
OAF / 40010:5
OAE / 40010:5
OAC / 30013:7
OAB / 30013:7
PLH / 10194
PSD / 10242
1022:4 / PSC
L13
L10
Tetra Pak
Designer JNT
ECM No 445015
Denomination CIRCUIT DIAGRAM
Date 2010-08-20
Machine TETRA PAK A1 for TCA
Page Type CIRCUIT DIAGRAM
Document No. 2817282-0003
Doc. type ELD
Version AG
Page 1023
Company Tetra Pak
Drawing remarks

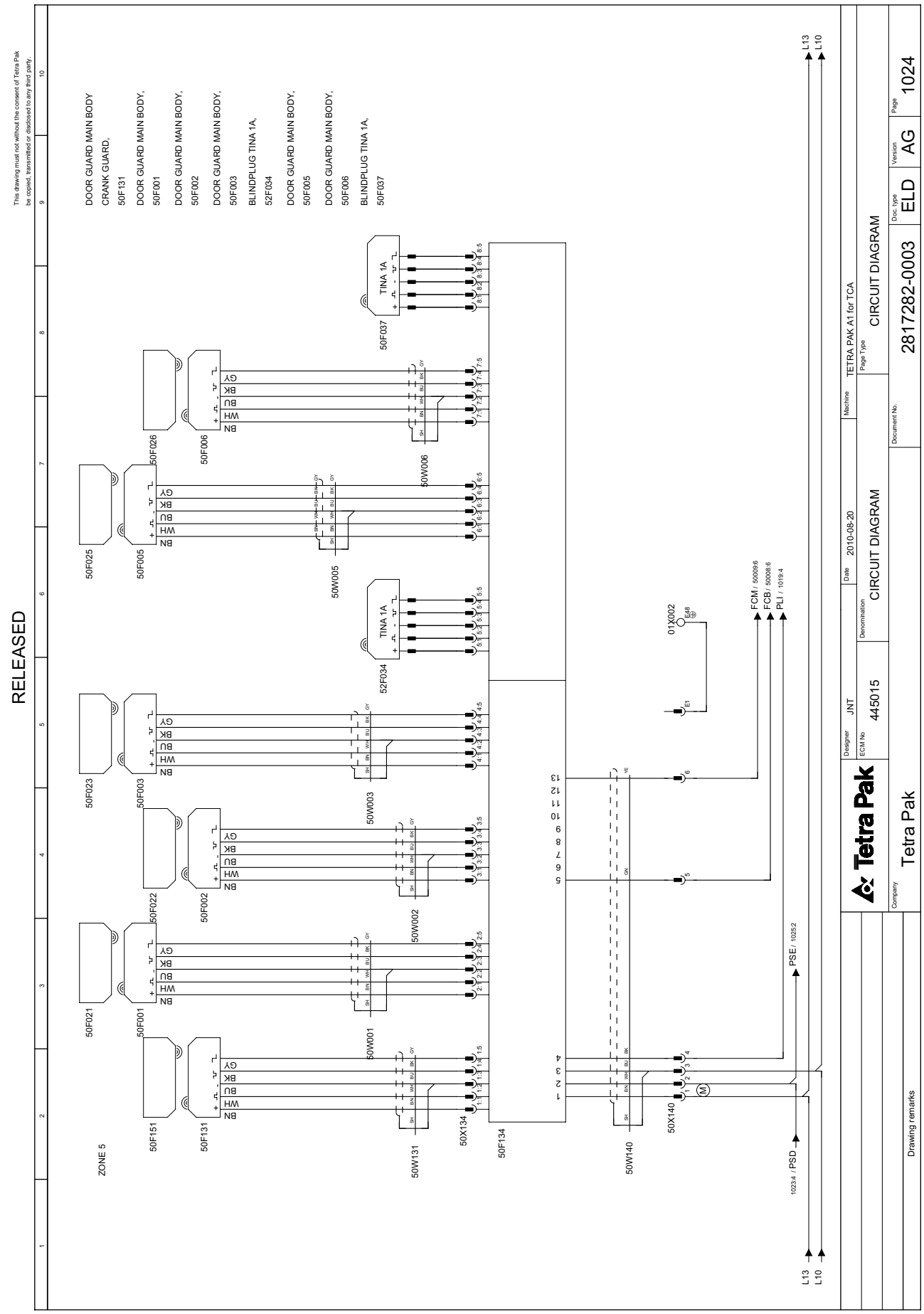
RELEASED
This drawing must not without the consent of Tetra Pak be copied, transmitted or disclosed to any third party.
DOOR GUARD MAIN BODY
CRANK GUARD,
50F131
DOOR GUARD MAIN BODY,
50F001
DOOR GUARD MAIN BODY,
50F002
DOOR GUARD MAIN BODY,
50F003
BLINDPLUG TINA 1A,
52F034
DOOR GUARD MAIN BODY,
50F005
DOOR GUARD MAIN BODY,
50F006
BLINDPLUG TINA 1A,
50F037
ZONE 5
50F151
50F131
50F021
50F001
50F023
50F003
50F025
50F005
50F026
50F006
50F022
50F002
TINA 1A
50F037
TINA 1A
52F034
50W131
50W001
50W003
50W005
50W006
50W002
50W140
50X134
50X140
50F134
01X002
FCM / 50009:6
FCB / 50008:6
PLI / 1019:4
PSE / 1025:2
1023:4 / PSD
L13
L10
Tetra Pak
Designer JNT
ECM No 445015
Date 2010-08-20
Denomination CIRCUIT DIAGRAM
Machine TETRA PAK A1 for TCA
Page Type CIRCUIT DIAGRAM
Document No. 2817282-0003
Doc. type ELD
Version AG
Page 1024
Company Tetra Pak
Drawing remarks


RELEASED
This drawing must not without the consent of Tetra Pak be copied, transmitted or disclosed to any third party.
01X002
E49
E1
5
L13
L10
60X210
1
2
3
4
PLV / 1019:4
PSN / 1026:2
1024:3 / PSE
L13
L10
Tetra Pak
Designer JNT
Date 2010-08-20
Machine TETRA PAK A1 for TCA
ECM No 445015
Denomination CIRCUIT DIAGRAM
Page Type CIRCUIT DIAGRAM
Company Tetra Pak
Document No. 2817282-0003
Doc. type ELD
Version AG
Page 1025
Drawing remarks

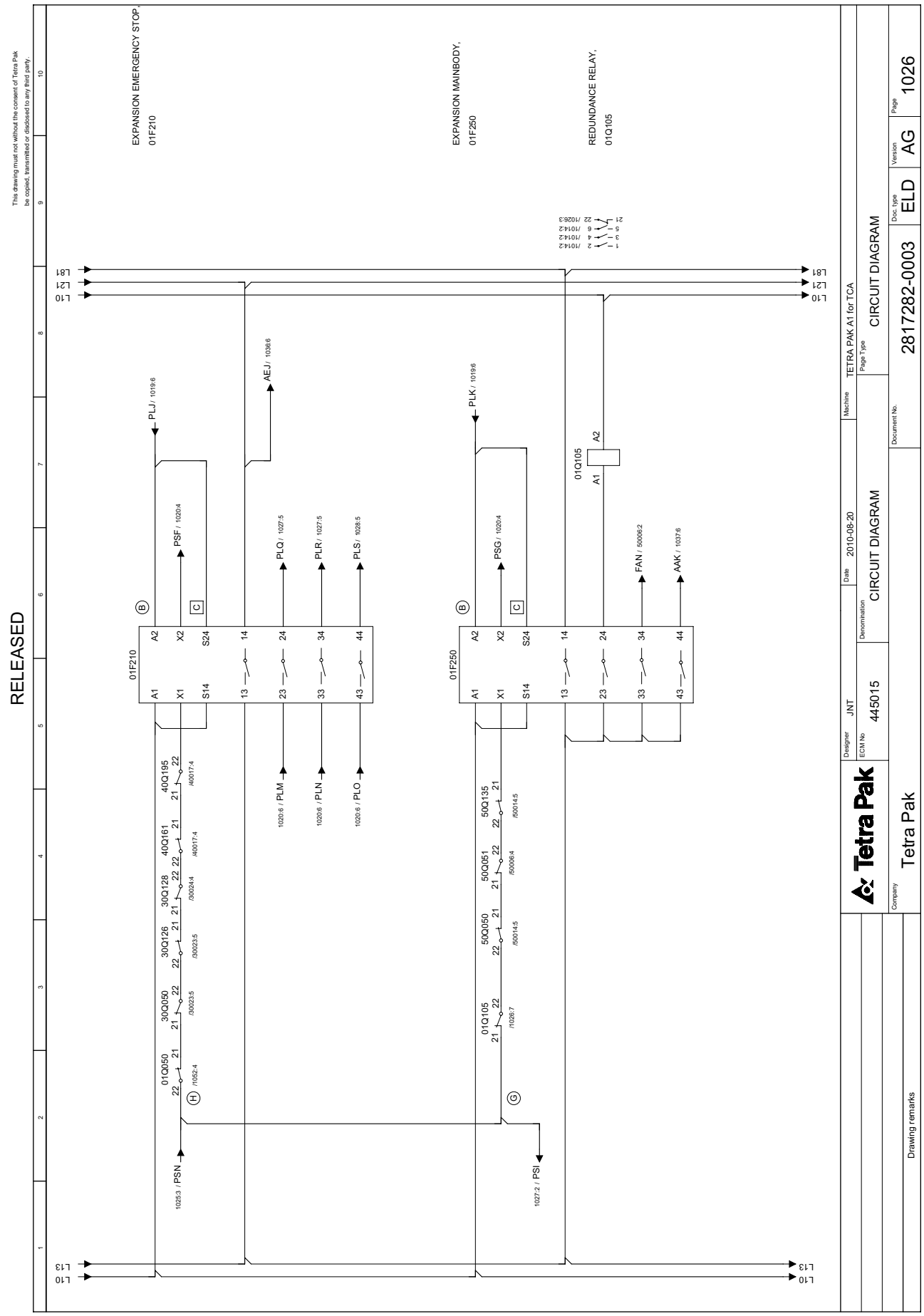
RELEASED
This drawing must not without the consent of Tetra Pak be copied, transmitted or disclosed to any third party.
EXPANSION EMERGENCY STOP, 01F210
EXPANSION MAINBODY, 01F250
REDUNDANCE RELAY, 01Q105
L81
L21
L10
L13
01F210
01F250
01Q105
PLJ / 1019:6
AEJ / 1036:6
PSF / 1020:4
PLQ / 1027:5
PLR / 1027:5
PLS / 1028:5
PLK / 1019:6
PSG / 1020:4
FAN / 50006:2
AAK / 1037:6
01Q050
30Q050
30Q126
30Q128
40Q161
40Q195
50Q050
50Q051
50Q135
01Q105
/1052:4
/30023:5
/30024:4
/40017:4
/50014:5
/50006:4
/1026:7
1025:3 / PSN
1027:2 / PSI
1020:6 / PLM
1020:6 / PLN
1020:6 / PLO
Designer JNT
Date 2010-08-20
Machine TETRA PAK A1 for TCA
ECM No 445015
Denomination CIRCUIT DIAGRAM
Page Type CIRCUIT DIAGRAM
Company Tetra Pak
Drawing remarks
Document No. 2817282-0003
Doc. type ELD
Version AG
Page 1026

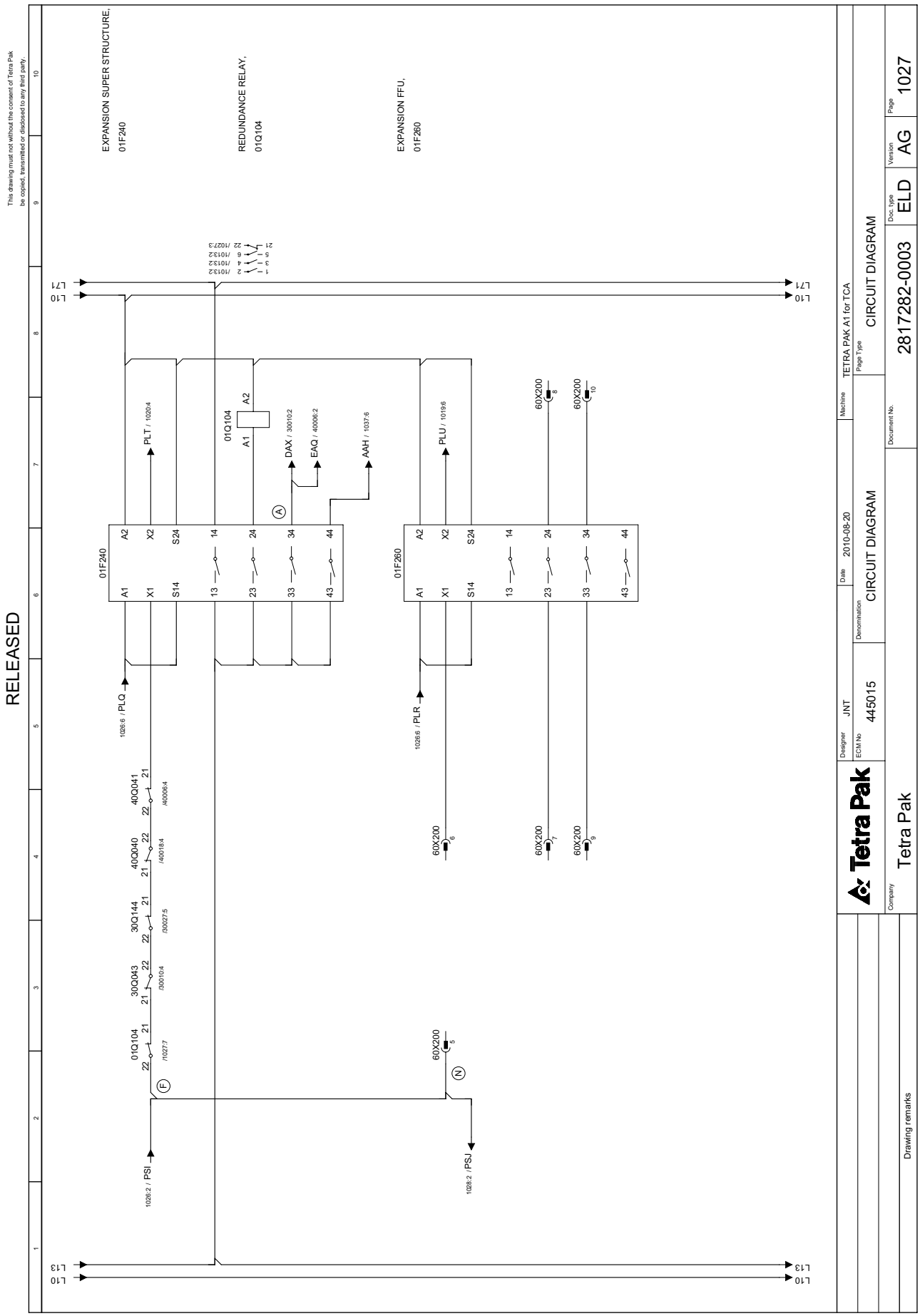
RELEASED
This drawing must not without the consent of Tetra Pak be copied, transmitted or disclosed to any third party.
EXPANSION SUPER STRUCTURE, 01F240
REDUNDANCE RELAY, 01Q104
EXPANSION FFU, 01F260
01F240
01F260
01Q104
PLT / 10204
PLU / 10196
DAX / 30010:2
EAQ / 40006:2
AAH / 1037:6
1026:6 / PLQ
1026:6 / PLR
1026:2 / PSI
1026:2 / PSJ
30Q043
30Q144
40Q040
40Q041
60X200
L71
L10
L13
Tetra Pak
Designer JNT
ECM No 445015
Date 2010-08-20
Denomination CIRCUIT DIAGRAM
Machine TETRA PAK A1 for TCA
Page Type CIRCUIT DIAGRAM
Document No. 2817282-0003
Doc. type ELD
Version AG
Page 1027
Company Tetra Pak
Drawing remarks

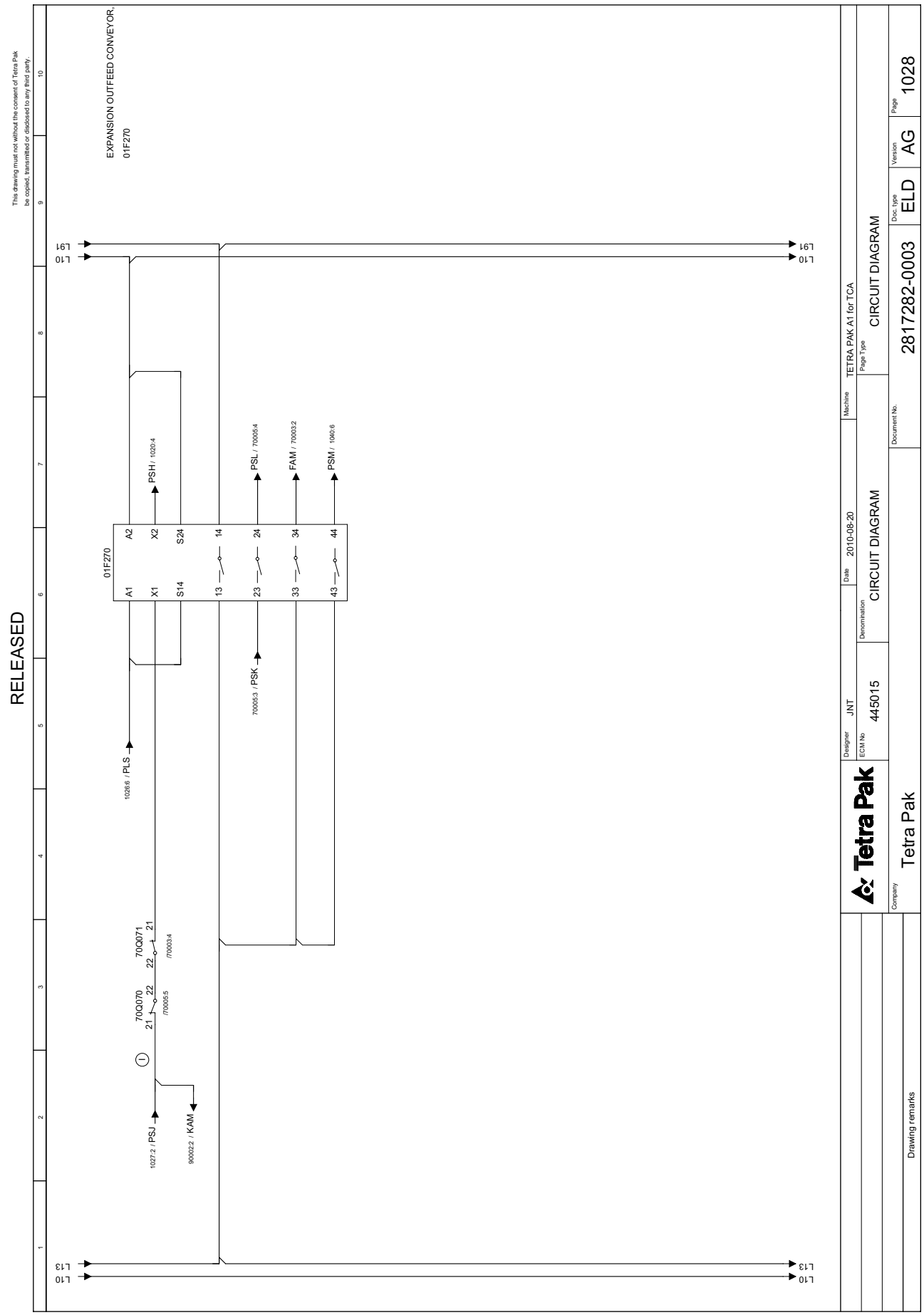
RELEASED
This drawing must not without the consent of Tetra Pak be copied, transmitted or disclosed to any third party.
EXPANSION OUTFEED CONVEYOR,
01F270
L91
L10
L13
01F270
A1
A2
X1
X2
S14
S24
13
14
23
24
33
34
43
44
PSH / 1020:4
PSL / 70005:4
FAM / 70003:2
PSM / 1040:6
PSK / 70005:3
10266 / PLS
70Q071
21
22
/70003:4
70Q070
21
22
/70005:5
1027:2 / PSJ
900222 / KAM
Designer JNT
Date 2010-08-20
Machine TETRA PAK A1 for TCA
ECM No 445015
Denomination CIRCUIT DIAGRAM
Page Type CIRCUIT DIAGRAM
Document No. 2817282-0003
Doc. type ELD
Version AG
Page 1028
Company Tetra Pak
Drawing remarks

# 2 Lista de documentos

## Acerca del capítulo Lista de documentos

Este capítulo es un índice que contiene las especificaciones de diseño de cada documento eléctrico válido para la máquina.

This drawing must not without the consent of Tetra Pak be copied, transmitted or disclosed to any third party.

RELEASED

## Documents list

| Drawing No | Page | Denomination | Page type | Version |
|---|---|---|---|---|
| 2817282-0001 | 001 | DOCUMENTS LIST | DOCUMENTS LIST | AG |
| 2817282-0001 | 002 | DOCUMENTS LIST | DOCUMENTS LIST | AG |
| 2817282-0001 | 003 | DOCUMENTS LIST | DOCUMENTS LIST | AG |
| 2817282-0001 | 004 | DOCUMENTS LIST | DOCUMENTS LIST | AG |
| 2817282-0001 | 005 | DOCUMENTS LIST | DOCUMENTS LIST | AG |
| 2817282-0002 | 001 | POSITION SUMMARY | POSITION SUMMARY | AG |
| 2817282-0002 | 002 | POSITION SUMMARY | POSITION SUMMARY | AG |
| 2817282-0002 | 003 | POSITION SUMMARY | POSITION SUMMARY | AG |
| 2817282-0002 | 004 | POSITION SUMMARY | POSITION SUMMARY | AG |
| 2817282-0003 | 1001 | CIRCUIT DIAGRAM | CIRCUIT DIAGRAM | AG |
| 2817282-0003 | 1002 | CIRCUIT DIAGRAM | CIRCUIT DIAGRAM | AG |
| 2817282-0003 | 1003 | CIRCUIT DIAGRAM | CIRCUIT DIAGRAM | AG |
| 2817282-0003 | 1004 | CIRCUIT DIAGRAM | CIRCUIT DIAGRAM | AG |
| 2817282-0003 | 1005 | CIRCUIT DIAGRAM | CIRCUIT DIAGRAM | AG |
| 2817282-0003 | 1006 | CIRCUIT DIAGRAM | CIRCUIT DIAGRAM | AG |
| 2817282-0003 | 1007 | CIRCUIT DIAGRAM | CIRCUIT DIAGRAM | AG |
| 2817282-0003 | 1008 | CIRCUIT DIAGRAM | CIRCUIT DIAGRAM | AG |
| 2817282-0003 | 1009 | CIRCUIT DIAGRAM | CIRCUIT DIAGRAM | AG |
| 2817282-0003 | 1010 | CIRCUIT DIAGRAM | CIRCUIT DIAGRAM | AG |
| 2817282-0003 | 1011 | CIRCUIT DIAGRAM | CIRCUIT DIAGRAM | AG |
| 2817282-0003 | 1012 | CIRCUIT DIAGRAM | CIRCUIT DIAGRAM | AG |
| 2817282-0003 | 1013 | CIRCUIT DIAGRAM | CIRCUIT DIAGRAM | AG |
| 2817282-0003 | 1014 | CIRCUIT DIAGRAM | CIRCUIT DIAGRAM | AG |
| 2817282-0003 | 1015 | CIRCUIT DIAGRAM | CIRCUIT DIAGRAM | AG |
| 2817282-0003 | 1016 | CIRCUIT DIAGRAM | CIRCUIT DIAGRAM | AG |
| 2817282-0003 | 1017 | CIRCUIT DIAGRAM | CIRCUIT DIAGRAM | AG |
| 2817282-0003 | 1018 | CIRCUIT DIAGRAM | CIRCUIT DIAGRAM | AG |
| 2817282-0003 | 1019 | CIRCUIT DIAGRAM | CIRCUIT DIAGRAM | AG |
| 2817282-0003 | 1020 | CIRCUIT DIAGRAM | CIRCUIT DIAGRAM | AG |
| 2817282-0003 | 1021 | CIRCUIT DIAGRAM | CIRCUIT DIAGRAM | AG |
| 2817282-0003 | 1022 | CIRCUIT DIAGRAM | CIRCUIT DIAGRAM | AG |
| 2817282-0003 | 1023 | CIRCUIT DIAGRAM | CIRCUIT DIAGRAM | AG |
| 2817282-0003 | 1024 | CIRCUIT DIAGRAM | CIRCUIT DIAGRAM | AG |
| 2817282-0003 | 1025 | CIRCUIT DIAGRAM | CIRCUIT DIAGRAM | AG |
| 2817282-0003 | 1026 | CIRCUIT DIAGRAM | CIRCUIT DIAGRAM | AG |
| 2817282-0003 | 1027 | CIRCUIT DIAGRAM | CIRCUIT DIAGRAM | AG |
| 2817282-0003 | 1028 | CIRCUIT DIAGRAM | CIRCUIT DIAGRAM | AG |
| 2817282-0003 | 1029 | CIRCUIT DIAGRAM | CIRCUIT DIAGRAM | AG |
| 2817282-0003 | 1030 | CIRCUIT DIAGRAM | CIRCUIT DIAGRAM | AG |
| 2817282-0003 | 1031 | CIRCUIT DIAGRAM | CIRCUIT DIAGRAM | AG |
| 2817282-0003 | 1032 | CIRCUIT DIAGRAM | CIRCUIT DIAGRAM | AG |
| 2817282-0003 | 1033 | CIRCUIT DIAGRAM | CIRCUIT DIAGRAM | AG |
| 2817282-0003 | 1034 | CIRCUIT DIAGRAM | CIRCUIT DIAGRAM | AG |
| 2817282-0003 | 1035 | CIRCUIT DIAGRAM | CIRCUIT DIAGRAM | AG |
| 2817282-0003 | 1036 | CIRCUIT DIAGRAM | CIRCUIT DIAGRAM | AG |
| 2817282-0003 | 1037 | CIRCUIT DIAGRAM | CIRCUIT DIAGRAM | AG |

Designer JNT
ECM No 445015
Date 2010-08-20
Machine TETRA PAK A1 for TCA
Page Type DOCUMENTS LIST
Denomination DOCUMENTS LIST
Document No. 2817282-0001
Doc. type ELD
Version AG
Page 001
Company Tetra Pak
Drawing remarks

This drawing must not without the consent of Tetra Pak be copied, transmitted or disclosed to any third party.

RELEASED

## Documents list

| Drawing No | Page | Denomination | Page type | Version |
|---|---|---|---|---|
| 2817282-0003 | 1038 | CIRCUIT DIAGRAM | CIRCUIT DIAGRAM | AG |
| 2817282-0003 | 1039 | CIRCUIT DIAGRAM | CIRCUIT DIAGRAM | AG |
| 2817282-0003 | 1040 | CIRCUIT DIAGRAM | CIRCUIT DIAGRAM | AG |
| 2817282-0003 | 1041 | CIRCUIT DIAGRAM | CIRCUIT DIAGRAM | AG |
| 2817282-0003 | 1042 | CIRCUIT DIAGRAM | CIRCUIT DIAGRAM | AG |
| 2817282-0003 | 1043 | CIRCUIT DIAGRAM | CIRCUIT DIAGRAM | AG |
| 2817282-0003 | 1044 | CIRCUIT DIAGRAM | CIRCUIT DIAGRAM | AG |
| 2817282-0003 | 1045 | CIRCUIT DIAGRAM | CIRCUIT DIAGRAM | AG |
| 2817282-0003 | 1046 | CIRCUIT DIAGRAM | CIRCUIT DIAGRAM | AG |
| 2817282-0003 | 1047 | CIRCUIT DIAGRAM | CIRCUIT DIAGRAM | AG |
| 2817282-0003 | 1048 | CIRCUIT DIAGRAM | CIRCUIT DIAGRAM | AG |
| 2817282-0003 | 1049 | CIRCUIT DIAGRAM | CIRCUIT DIAGRAM | AG |
| 2817282-0003 | 1050 | CIRCUIT DIAGRAM | CIRCUIT DIAGRAM | AG |
| 2817282-0003 | 1051 | CIRCUIT DIAGRAM | CIRCUIT DIAGRAM | AG |
| 2817282-0003 | 1052 | CIRCUIT DIAGRAM | CIRCUIT DIAGRAM | AG |
| 2817282-0003 | 1053 | CIRCUIT DIAGRAM | CIRCUIT DIAGRAM | AG |
| 2817282-0003 | 1054 | CIRCUIT DIAGRAM | CIRCUIT DIAGRAM | AG |
| 2817282-0003 | 1055 | CIRCUIT DIAGRAM | CIRCUIT DIAGRAM | AG |
| 2817282-0003 | 1056 | CIRCUIT DIAGRAM | CIRCUIT DIAGRAM | AG |
| 2817282-0003 | 1057 | CIRCUIT DIAGRAM | CIRCUIT DIAGRAM | AG |
| 2817282-0003 | 1058 | CIRCUIT DIAGRAM | CIRCUIT DIAGRAM | AG |
| 2817282-0003 | 1059 | CIRCUIT DIAGRAM | NETWORK FIGURE DRAWING | AG |
| 2817282-0003 | 1060 | CIRCUIT DIAGRAM | CIRCUIT DIAGRAM | AG |
| 2817282-0003 | 10001 | CIRCUIT DIAGRAM | CIRCUIT DIAGRAM | AG |
| 2817282-0003 | 10002 | CIRCUIT DIAGRAM | CIRCUIT DIAGRAM | AG |
| 2817282-0003 | 10003 | CIRCUIT DIAGRAM | CIRCUIT DIAGRAM | AG |
| 2817282-0003 | 10004 | CIRCUIT DIAGRAM | CIRCUIT DIAGRAM | AG |
| 2817282-0003 | 10005 | CIRCUIT DIAGRAM | CIRCUIT DIAGRAM | AG |
| 2817282-0003 | 10006 | CIRCUIT DIAGRAM | CIRCUIT DIAGRAM | AG |
| 2817282-0003 | 10007 | CIRCUIT DIAGRAM | CIRCUIT DIAGRAM | AG |
| 2817282-0003 | 10008 | CIRCUIT DIAGRAM | CIRCUIT DIAGRAM | AG |
| 2817282-0003 | 10009 | CIRCUIT DIAGRAM | CIRCUIT DIAGRAM | AG |
| 2817282-0003 | 10010 | CIRCUIT DIAGRAM | CIRCUIT DIAGRAM | AG |
| 2817282-0003 | 10011 | CIRCUIT DIAGRAM | CIRCUIT DIAGRAM | AG |
| 2817282-0003 | 10012 | CIRCUIT DIAGRAM | CIRCUIT DIAGRAM | AG |
| 2817282-0003 | 10013 | CIRCUIT DIAGRAM | CIRCUIT DIAGRAM | AG |
| 2817282-0003 | 10014 | CIRCUIT DIAGRAM | CIRCUIT DIAGRAM | AG |
| 2817282-0003 | 10015 | CIRCUIT DIAGRAM | CIRCUIT DIAGRAM | AG |
| 2817282-0003 | 10016 | CIRCUIT DIAGRAM | CIRCUIT DIAGRAM | AG |
| 2817282-0003 | 10017 | CIRCUIT DIAGRAM | CIRCUIT DIAGRAM | AG |
| 2817282-0003 | 10018 | CIRCUIT DIAGRAM | CIRCUIT DIAGRAM | AG |
| 2817282-0003 | 10019 | CIRCUIT DIAGRAM | CIRCUIT DIAGRAM | AG |
| 2817282-0003 | 10020 | CIRCUIT DIAGRAM | CIRCUIT DIAGRAM | AG |
| 2817282-0003 | 10021 | CIRCUIT DIAGRAM | CIRCUIT DIAGRAM | AG |
| 2817282-0003 | 10022 | CIRCUIT DIAGRAM | CIRCUIT DIAGRAM | AG |
| 2817282-0003 | 10023 | CIRCUIT DIAGRAM | CIRCUIT DIAGRAM | AG |

Designer JNT
ECM No 445015
Date 2010-08-20
Denomination DOCUMENTS LIST
Machine TETRA PAK A1 for TCA
Page Type DOCUMENTS LIST
Document No. 2817282-0001
Doc. type ELD
Version AG
Page 002
Company Tetra Pak
Drawing remarks

This drawing must not without the consent of Tetra Pak be copied, transmitted or disclosed to any third party.

RELEASED

## Documents list

| Drawing No | Page | Denomination | Page type | Version |
|---|---|---|---|---|
| 2817282-0003 | 30001 | CIRCUIT DIAGRAM | CIRCUIT DIAGRAM | AG |
| 2817282-0003 | 30002 | CIRCUIT DIAGRAM | CIRCUIT DIAGRAM | AG |
| 2817282-0003 | 30003 | CIRCUIT DIAGRAM | CIRCUIT DIAGRAM | AG |
| 2817282-0003 | 30004 | CIRCUIT DIAGRAM | CIRCUIT DIAGRAM | AG |
| 2817282-0003 | 30005 | CIRCUIT DIAGRAM | CIRCUIT DIAGRAM | AG |
| 2817282-0003 | 30006 | CIRCUIT DIAGRAM | CIRCUIT DIAGRAM | AG |
| 2817282-0003 | 30007 | CIRCUIT DIAGRAM | CIRCUIT DIAGRAM | AG |
| 2817282-0003 | 30008 | CIRCUIT DIAGRAM | CIRCUIT DIAGRAM | AG |
| 2817282-0003 | 30009 | CIRCUIT DIAGRAM | CIRCUIT DIAGRAM | AG |
| 2817282-0003 | 30010 | CIRCUIT DIAGRAM | CIRCUIT DIAGRAM | AG |
| 2817282-0003 | 30011 | CIRCUIT DIAGRAM | CIRCUIT DIAGRAM | AG |
| 2817282-0003 | 30012 | CIRCUIT DIAGRAM | CIRCUIT DIAGRAM | AG |
| 2817282-0003 | 30013 | CIRCUIT DIAGRAM | CIRCUIT DIAGRAM | AG |
| 2817282-0003 | 30014 | CIRCUIT DIAGRAM | CIRCUIT DIAGRAM | AG |
| 2817282-0003 | 30015 | CIRCUIT DIAGRAM | CIRCUIT DIAGRAM | AG |
| 2817282-0003 | 30016 | CIRCUIT DIAGRAM | CIRCUIT DIAGRAM | AG |
| 2817282-0003 | 30017 | CIRCUIT DIAGRAM | CIRCUIT DIAGRAM | AG |
| 2817282-0003 | 30018 | CIRCUIT DIAGRAM | CIRCUIT DIAGRAM | AG |
| 2817282-0003 | 30019 | CIRCUIT DIAGRAM | CIRCUIT DIAGRAM | AG |
| 2817282-0003 | 30020 | CIRCUIT DIAGRAM | CIRCUIT DIAGRAM | AG |
| 2817282-0003 | 30021 | CIRCUIT DIAGRAM | CIRCUIT DIAGRAM | AG |
| 2817282-0003 | 30022 | CIRCUIT DIAGRAM | CIRCUIT DIAGRAM | AG |
| 2817282-0003 | 30023 | CIRCUIT DIAGRAM | CIRCUIT DIAGRAM | AG |
| 2817282-0003 | 30024 | CIRCUIT DIAGRAM | CIRCUIT DIAGRAM | AG |
| 2817282-0003 | 30025 | CIRCUIT DIAGRAM | CIRCUIT DIAGRAM | AG |
| 2817282-0003 | 30026 | CIRCUIT DIAGRAM | CIRCUIT DIAGRAM | AG |
| 2817282-0003 | 30027 | CIRCUIT DIAGRAM | CIRCUIT DIAGRAM | AG |
| 2817282-0003 | 30028 | CIRCUIT DIAGRAM | CIRCUIT DIAGRAM | AG |
| 2817282-0003 | 30029 | CIRCUIT DIAGRAM | CIRCUIT DIAGRAM | AG |
| 2817282-0003 | 30030 | CIRCUIT DIAGRAM | CIRCUIT DIAGRAM | AG |
| 2817282-0003 | 40001 | CIRCUIT DIAGRAM | CIRCUIT DIAGRAM | AG |
| 2817282-0003 | 40002 | CIRCUIT DIAGRAM | CIRCUIT DIAGRAM | AG |
| 2817282-0003 | 40003 | CIRCUIT DIAGRAM | CIRCUIT DIAGRAM | AG |
| 2817282-0003 | 40004 | CIRCUIT DIAGRAM | CIRCUIT DIAGRAM | AG |
| 2817282-0003 | 40005 | CIRCUIT DIAGRAM | CIRCUIT DIAGRAM | AG |
| 2817282-0003 | 40006 | CIRCUIT DIAGRAM | CIRCUIT DIAGRAM | AG |
| 2817282-0003 | 40007 | CIRCUIT DIAGRAM | CIRCUIT DIAGRAM | AG |
| 2817282-0003 | 40008 | CIRCUIT DIAGRAM | CIRCUIT DIAGRAM | AG |
| 2817282-0003 | 40009 | CIRCUIT DIAGRAM | CIRCUIT DIAGRAM | AG |
| 2817282-0003 | 40010 | CIRCUIT DIAGRAM | CIRCUIT DIAGRAM | AG |
| 2817282-0003 | 40011 | CIRCUIT DIAGRAM | CIRCUIT DIAGRAM | AG |
| 2817282-0003 | 40012 | CIRCUIT DIAGRAM | CIRCUIT DIAGRAM | AG |
| 2817282-0003 | 40013 | CIRCUIT DIAGRAM | CIRCUIT DIAGRAM | AG |
| 2817282-0003 | 40014 | CIRCUIT DIAGRAM | CIRCUIT DIAGRAM | AG |
| 2817282-0003 | 40015 | CIRCUIT DIAGRAM | CIRCUIT DIAGRAM | AG |
| 2817282-0003 | 40016 | CIRCUIT DIAGRAM | CIRCUIT DIAGRAM | AG |

Designer JNT
ECM No 445015
Denomination DOCUMENTS LIST
Date 2010-08-20
Machine TETRA PAK A1 for TCA
Page Type DOCUMENTS LIST
Document No. 2817282-0001
Doc. type ELD
Version AG
Page 003
Company Tetra Pak
Drawing remarks

This drawing must not without the consent of Tetra Pak be copied, transmitted or disclosed to any third party.

RELEASED

## Documents list

| Drawing No | Page | Denomination | Page type | Version |
|---|---|---|---|---|
| 2817282-0003 | 40017 | CIRCUIT DIAGRAM | CIRCUIT DIAGRAM | AG |
| 2817282-0003 | 40018 | CIRCUIT DIAGRAM | CIRCUIT DIAGRAM | AG |
| 2817282-0003 | 40019 | CIRCUIT DIAGRAM | CIRCUIT DIAGRAM | AG |
| 2817282-0003 | 50001 | CIRCUIT DIAGRAM | CIRCUIT DIAGRAM | AG |
| 2817282-0003 | 50002 | CIRCUIT DIAGRAM | CIRCUIT DIAGRAM | AG |
| 2817282-0003 | 50003 | CIRCUIT DIAGRAM | CIRCUIT DIAGRAM | AG |
| 2817282-0003 | 50004 | CIRCUIT DIAGRAM | CIRCUIT DIAGRAM | AG |
| 2817282-0003 | 50005 | CIRCUIT DIAGRAM | CIRCUIT DIAGRAM | AG |
| 2817282-0003 | 50006 | CIRCUIT DIAGRAM | CIRCUIT DIAGRAM | AG |
| 2817282-0003 | 50007 | CIRCUIT DIAGRAM | CIRCUIT DIAGRAM | AG |
| 2817282-0003 | 50008 | CIRCUIT DIAGRAM | CIRCUIT DIAGRAM | AG |
| 2817282-0003 | 50009 | CIRCUIT DIAGRAM | CIRCUIT DIAGRAM | AG |
| 2817282-0003 | 50010 | CIRCUIT DIAGRAM | CIRCUIT DIAGRAM | AG |
| 2817282-0003 | 50011 | CIRCUIT DIAGRAM | CIRCUIT DIAGRAM | AG |
| 2817282-0003 | 50012 | CIRCUIT DIAGRAM | CIRCUIT DIAGRAM | AG |
| 2817282-0003 | 50013 | CIRCUIT DIAGRAM | CIRCUIT DIAGRAM | AG |
| 2817282-0003 | 50014 | CIRCUIT DIAGRAM | CIRCUIT DIAGRAM | AG |
| 2817282-0003 | 60001 | CIRCUIT DIAGRAM | CIRCUIT DIAGRAM | AG |
| 2817282-0003 | 70001 | CIRCUIT DIAGRAM | CIRCUIT DIAGRAM | AG |
| 2817282-0003 | 70002 | CIRCUIT DIAGRAM | CIRCUIT DIAGRAM | AG |
| 2817282-0003 | 70003 | CIRCUIT DIAGRAM | CIRCUIT DIAGRAM | AG |
| 2817282-0003 | 70004 | CIRCUIT DIAGRAM | CIRCUIT DIAGRAM | AG |
| 2817282-0003 | 70005 | CIRCUIT DIAGRAM | CIRCUIT DIAGRAM | AG |
| 2817282-0003 | 90001 | CIRCUIT DIAGRAM | CIRCUIT DIAGRAM | AG |
| 2817282-0003 | 90002 | CIRCUIT DIAGRAM | CIRCUIT DIAGRAM | AG |
| 2817282-0003 | 90003 | CIRCUIT DIAGRAM | CIRCUIT DIAGRAM | AG |
| 2817282-0003 | 90004 | CIRCUIT DIAGRAM | CIRCUIT DIAGRAM | AG |
| 2817282-0003 | 90005 | CIRCUIT DIAGRAM | CIRCUIT DIAGRAM | AG |
| 2817282-0003 | 90006 | CIRCUIT DIAGRAM | CIRCUIT DIAGRAM | AG |
| 2817282-0004 | 001 | LINE SUMMARY | LINE SUMMARY | AG |
| 2817282-0005 | 001 | CABINET TERMINAL SUMMARY | CABINET TERMINAL SUMMARY | AG |
| 2817282-0005 | 002 | CABINET TERMINAL SUMMARY | CABINET TERMINAL SUMMARY | AG |
| 2817282-0005 | 003 | CABINET TERMINAL SUMMARY | CABINET TERMINAL SUMMARY | AG |
| 2817282-0005 | 004 | CABINET TERMINAL SUMMARY | CABINET TERMINAL SUMMARY | AG |
| 2817282-0005 | 005 | CABINET TERMINAL SUMMARY | CABINET TERMINAL SUMMARY | AG |
| 2817282-0005 | 006 | CABINET TERMINAL SUMMARY | CABINET TERMINAL SUMMARY | AG |
| 2817282-0005 | 007 | CABINET TERMINAL SUMMARY | CABINET TERMINAL SUMMARY | AG |
| 2817282-0005 | 008 | CABINET TERMINAL SUMMARY | CABINET TERMINAL SUMMARY | AG |
| 2817282-0005 | 009 | CABINET TERMINAL SUMMARY | CABINET TERMINAL SUMMARY | AG |
| 2817282-0006 | 001 | TERMINAL STRIP OVERVIEW | TERMINAL STRIP OVERVIEW | AG |
| 2817282-0006 | 002 | TERMINAL STRIP OVERVIEW | TERMINAL STRIP OVERVIEW | AG |
| 2817282-0006 | 003 | TERMINAL STRIP OVERVIEW | TERMINAL STRIP OVERVIEW | AG |
| 2817282-0006 | 004 | TERMINAL STRIP OVERVIEW | TERMINAL STRIP OVERVIEW | AG |
| 2817282-0006 | 005 | TERMINAL STRIP OVERVIEW | TERMINAL STRIP OVERVIEW | AG |
| 2817282-0006 | 006 | TERMINAL STRIP OVERVIEW | TERMINAL STRIP OVERVIEW | AG |
| 2817282-0006 | 007 | TERMINAL STRIP OVERVIEW | TERMINAL STRIP OVERVIEW | AG |

Tetra Pak

Designer JNT | Date 2010-08-20 | Machine TETRA PAK A1 for TCA

ECM No 445015 | Denomination DOCUMENTS LIST | Page Type DOCUMENTS LIST

Company Tetra Pak | Document No. 2817282-0001 | Doc. type ELD | Version AG | Page 004

Drawing remarks

This drawing must not without the consent of Tetra Pak be copied, transmitted or disclosed to any third party.

RELEASED

## Documents list

| Drawing No | Page | Denomination | Page type | Version |
|---|---|---|---|---|
| 2817282-0006 | 008 | TERMINAL STRIP OVERVIEW | TERMINAL STRIP OVERVIEW | AG |
| 2817282-0006 | 009 | TERMINAL STRIP OVERVIEW | TERMINAL STRIP OVERVIEW | AG |
| 2817282-0006 | 010 | TERMINAL STRIP OVERVIEW | TERMINAL STRIP OVERVIEW | AG |
| 2817282-0006 | 011 | TERMINAL STRIP OVERVIEW | TERMINAL STRIP OVERVIEW | AG |
| 2817282-0006 | 012 | TERMINAL STRIP OVERVIEW | TERMINAL STRIP OVERVIEW | AG |
| 2817282-0006 | 013 | TERMINAL STRIP OVERVIEW | TERMINAL STRIP OVERVIEW | AG |
| 2817282-0006 | 014 | TERMINAL STRIP OVERVIEW | TERMINAL STRIP OVERVIEW | AG |
| 2817282-0006 | 015 | TERMINAL STRIP OVERVIEW | TERMINAL STRIP OVERVIEW | AG |
| 2817282-0006 | 016 | TERMINAL STRIP OVERVIEW | TERMINAL STRIP OVERVIEW | AG |
| 2817282-0006 | 017 | TERMINAL STRIP OVERVIEW | TERMINAL STRIP OVERVIEW | AG |
| 2817282-0006 | 018 | TERMINAL STRIP OVERVIEW | TERMINAL STRIP OVERVIEW | AG |
| 2817282-0006 | 019 | TERMINAL STRIP OVERVIEW | TERMINAL STRIP OVERVIEW | AG |
| 2817282-0006 | 020 | TERMINAL STRIP OVERVIEW | TERMINAL STRIP OVERVIEW | AG |
| 2817282-0006 | 021 | TERMINAL STRIP OVERVIEW | TERMINAL STRIP OVERVIEW | AG |
| 2817282-0006 | 022 | TERMINAL STRIP OVERVIEW | TERMINAL STRIP OVERVIEW | AG |
| 2817282-0007 | 001 | CABLE CONNECTION LIST | CABLE CONNECTION LIST | AG |
| 2817282-0007 | 002 | CABLE CONNECTION LIST | CABLE CONNECTION LIST | AG |
| 2817282-0007 | 003 | CABLE CONNECTION LIST | CABLE CONNECTION LIST | AG |
| 2817282-0007 | 004 | CABLE CONNECTION LIST | CABLE CONNECTION LIST | AG |
| 2817282-0007 | 005 | CABLE CONNECTION LIST | CABLE CONNECTION LIST | AG |
| 2817282-0007 | 006 | CABLE CONNECTION LIST | CABLE CONNECTION LIST | AG |
| 2817282-0007 | 007 | CABLE CONNECTION LIST | CABLE CONNECTION LIST | AG |
| 2817282-0007 | 008 | CABLE CONNECTION LIST | CABLE CONNECTION LIST | AG |
| 2817282-0007 | 009 | CABLE CONNECTION LIST | CABLE CONNECTION LIST | AG |
| 2817282-0007 | 010 | CABLE CONNECTION LIST | CABLE CONNECTION LIST | AG |
| 2817282-0007 | 011 | CABLE CONNECTION LIST | CABLE CONNECTION LIST | AG |
| 2817282-0007 | 012 | CABLE CONNECTION LIST | CABLE CONNECTION LIST | AG |
| 2817282-0007 | 013 | CABLE CONNECTION LIST | CABLE CONNECTION LIST | AG |
| 2817282-0007 | 014 | CABLE CONNECTION LIST | CABLE CONNECTION LIST | AG |
| 2817282-0007 | 015 | CABLE CONNECTION LIST | CABLE CONNECTION LIST | AG |
| 2817282-0007 | 016 | CABLE CONNECTION LIST | CABLE CONNECTION LIST | AG |
| 2817282-0007 | 017 | CABLE CONNECTION LIST | CABLE CONNECTION LIST | AG |
| 2817282-0007 | 018 | CABLE CONNECTION LIST | CABLE CONNECTION LIST | AG |
| 2817282-0007 | 019 | CABLE CONNECTION LIST | CABLE CONNECTION LIST | AG |
| 2817282-0007 | 020 | CABLE CONNECTION LIST | CABLE CONNECTION LIST | AG |
| 2817282-0007 | 021 | CABLE CONNECTION LIST | CABLE CONNECTION LIST | AG |
| 2817282-0007 | 022 | CABLE CONNECTION LIST | CABLE CONNECTION LIST | AG |
| 2817282-0007 | 023 | CABLE CONNECTION LIST | CABLE CONNECTION LIST | AG |
| 2817282-0007 | 024 | CABLE CONNECTION LIST | CABLE CONNECTION LIST | AG |
| 2817282-0007 | 025 | CABLE CONNECTION LIST | CABLE CONNECTION LIST | AG |
| 2817282-0008 | 001 | MAINS CONNECTION | MAINS CONNECTION | AG |
| 2817282-0008 | 002 | MAINS CONNECTION | MAINS CONNECTION | AG |
| 2817282-0098 | 001 | DRAWING REMARKS | DRAWING REMARKS | AG |
| 2817282-0099 | 001 | ENGINEERING CHANGE DESCRIPTION | ENGINEERING CHANGE DESCRIPTION | AG |
| | | | | |
| | | | | |

Designer JNT
ECM No 445015
Denomination DOCUMENTS LIST
Date 2010-08-20
Machine TETRA PAK A1 for TCA
Page Type DOCUMENTS LIST
Document No. 2817282-0001
Doc. type ELD
Version AG
Page 005
Company Tetra Pak
Drawing remarks

Esta página ha sido dejada en blanco deliberadamente

# 3 Lista de posiciones

## Acerca del capítulo Lista de posiciones

Este capítulo es una lista de todos los componentes eléctricos que se muestran en las láminas eléctricas, con las referencias de las páginas de las láminas en que están ubicados.

RELEASED

This drawing must not without the consent of Tetra Pak be copied, transmitted or disclosed to any third party.

## Position summary of 2817282-0003

| Component | Page .Col. | Opt. |
|---|---|---|
| 01A400 | 1017.3 | |
| 01B009 | 1031.3 | |
| 01B037 | 1039.4 | |
| 01B200 | 1036.3 | |
| 01B201 | 1036.5 | |
| 01E023 | 1007.7 | |
| 01E080 | 1007.2 | |
| 01F001 | 1005.7 | |
| 01F002 | 1005.6 | |
| 01F003 | 1005.6 | |
| 01F004 | 1005.7 | |
| 01F010 | 1008.2 | |
| 01F011 | 1016.2 | |
| 01F022 | 1004.4 | |
| 01F023 | 1007.7 | |
| 01F030 | 1007.5 | |
| 01F031 | 1007.5 | |
| 01F050 | 1005.3 | |
| 01F080 | 1007.2 | |
| 01F100 | 1006.2 | |
| 01F112 | 1023.3 | |
| 01F131 | 1022.3 | |
| 01F201 | 1019.5 | |
| 01F202 | 1019.7 | |
| 01F210 | 1026.5 | |
| 01F240 | 1027.6 | |
| 01F250 | 1026.5 | |
| 01F260 | 1027.6 | |

| Component | Page .Col. | Opt. |
|---|---|---|
| 01F270 | 1028.6 | |
| 01F400 | 1021.3 | |
| 01F410 | 1021.7 | |
| 01F430 | 1021.3 | |
| 01F450 | 1021.7 | |
| 01F490 | 90002.4 | |
| 01K010 | 1048.4 | |
| 01K023 | 1004.6 | |
| 01K024 | 1004.6 | |
| 01K036 | 1052.5 | |
| 01K050 | 1017.3 | |
| 01K051 | 1048.4 | |
| 01K052 | 1017.3 | |
| 01K085 | 1049.4 | |
| 01K100 | 1006.3 | |
| 01K101 | 1006.3 | |
| 01K102 | 1006.3 | |
| 01K103 | 1029.7 | |
| 01K104 | 1031.7 | |
| 01K105 | 1033.1 | |
| 01K200 | 1035.6 | |
| 01K201 | 1036.7 | |
| 01K202 | 1037.7 | |
| 01K203 | 1038.7 | |
| 01K204 | 1039.7 | |
| 01K205 | 1040.7 | |
| 01K221 | 1043.7 | |
| 01K237 | 1041.7 | |

| Component | Page .Col. | Opt. |
|---|---|---|
| 01K300 | 1047.6 | |
| 01K301 | 1048.1 | |
| 01K302 | 1049.1 | |
| 01K303 | 1050.1 | |
| 01K311 | 1052.1 | |
| 01K750 | 40016.4 | |
| 01K770 | 30028.4 | |
| 01P001 | 1048.4 | |
| 01P002 | 1048.4 | |
| 01P470 | 1049.5 | |
| 01P480 | 1049.5 | |
| 01Q020 | 1004.2 | |
| 01Q050 | 1052.4 | |
| 01Q080 | 1048.4 | |
| 01Q100 | 1020.8 | |
| 01Q101 | 1020.8 | |
| 01Q102 | 1020.8 | |
| 01Q103 | 1020.8 | |
| 01Q104 | 1027.7 | |
| 01Q105 | 1026.7 | |
| 01R103 | 10007.2 | |
| 01R104 | 70002.3 | |
| 01R201 | 1019.5 | |
| 01S001 | 1039.4 | |
| 01S200 | 1036.3 | |
| 01S201 | 1036.3 | |
| 01T001 | 1005.7 | |
| 01T100 | 1059.1 | |

| Component | Page .Col. | Opt. |
|---|---|---|
| 01T212 | 1042.7 | |
| 01T225 | 1044.7 | |
| 01T234 | 1045.7 | |
| 01T237 | 1046.7 | |
| 01T315 | 1053.7 | |
| 01V009 | 1031.1 | |
| 01V021 | 1004.6 | |
| 01W055 | 1017.4 | |
| 01W056 | 1059.1 | |
| 01W057 | 1059.1 | |
| 01W058 | 1059.3 | |
| 01W065 | 1059.6 | |
| 01X031 | 1007.5 | |
| 01X310 | 1051.7 | |
| 01X323 | 1054.7 | |
| 01X326 | 1055.7 | |
| 01X329 | 1056.7 | |
| 01W065 | 1018.3 | |
| 10B002 | 10009.4 | |
| 10B003 | 10009.4 | |
| 10B004 | 10009.4 | |
| 10B005 | 10013.2 | |
| 10B020 | 10009.4 | |
| 10B021 | 10009.4 | |
| 10B022 | 10009.4 | |
| 10B023 | 10010.4 | |
| 10B024 | 10010.4 | |
| 10B025 | 10010.4 | |

Drawing remarks

Tetra Pak

| Designer | Date | Machine |
|---|---|---|
| JNT | 2010-08-20 | TETRA PAK A1 for TCA |

| ECM No | Denomination | Page Type |
|---|---|---|
| 445015 | POSITION SUMMARY | POSITION SUMMARY |

| Company | Document No. | Doc. type | Version | Page |
|---|---|---|---|---|
| Tetra Pak | 2817282-0002 | ELD | AG | 001 |

RELEASED

This drawing must not without the consent of Tetra Pak
be copied, transmitted or disclosed to any third party.

1 2 3 4 5 6 7 8 9 10

## Position summary of 2817282-0003

| Component | Page .Col. | Opt. |
|---|---|---|
| 10B026 | 10012.4 | |
| 10B040 | 10010.4 | |
| 10B041 | 10010.4 | |
| 10B056 | 10010.4 | |
| 10B060 | 10010.4 | |
| 10B061 | 10010.4 | |
| 10B062 | 10011.4 | |
| 10B063 | 10011.4 | |
| 10B064 | 10011.4 | |
| 10E030 | 10004.3 | |
| 10E036 | 10003.3 | |
| 10E065 | 10005.3 | |
| 10F010 | 10007.4 | |
| 10F012 | 1016.2 | |
| 10F030 | 10004.3 | |
| 10F065 | 10005.3 | |
| 10F155 | 10006.2 | |
| 10F156 | 10006.3 | |
| 10F157 | 10006.3 | |
| 10F201 | 1022.3 | |
| 10F202 | 1022.4 | |
| 10F203 | 1022.5 | |
| 10F211 | 1022.3 | |
| 10F212 | 1022.4 | |
| 10F213 | 1022.5 | |
| 10G155 | 10006.2 | |
| 10K206 | 10009.7 | |
| 10K207 | 10010.7 | |

| Component | Page .Col. | Opt. |
|---|---|---|
| 10K208 | 10011.7 | |
| 10K226 | 10023.1 | |
| 10K228 | 10013.7 | |
| 10K304 | 10014.1 | |
| 10K312 | 10015.1 | |
| 10K317 | 10018.1 | |
| 10K318 | 10017.1 | |
| 10K319 | 10020.1 | |
| 10K320 | 10022.1 | |
| 10K710 | 10015.5 | |
| 10K720 | 10022.5 | |
| 10K730 | 10015.4 | |
| 10K740 | 10015.5 | |
| 10K760 | 10020.5 | |
| 10K770 | 10017.5 | |
| 10K780 | 10017.5 | |
| 10M010 | 10007.8 | |
| 10Q010 | 10022.5 | |
| 10Q011 | 10008.4 | |
| 10Q030 | 10004.3 | |
| 10Q064 | 10018.4 | |
| 10Q065 | 10020.4 | |
| 10Q066 | 10005.3 | |
| 10Q155 | 10022.5 | |
| 10S002 | 10011.4 | |
| 10S003 | 10011.4 | |
| 10T010 | 10007.4 | |
| 10T030 | 10004.3 | |

| Component | Page .Col. | Opt. |
|---|---|---|
| 10T065 | 10005.3 | |
| 10T155 | 10006.5 | |
| 10V010 | 10007.4 | |
| 10X005 | 10013.4 | |
| 10X110 | 10007.3 | |
| 10X316 | 10016.7 | |
| 10X317 | 10019.7 | |
| 10X319 | 10021.7 | |
| 30B034 | 30012.5 | |
| 30B039 | 30012.5 | |
| 30B051 | 30012.4 | |
| 30B066 | 30012.5 | |
| 30B078 | 30008.2 | |
| 30B079 | 30008.2 | |
| 30B110 | 30012.5 | |
| 30B111 | 30014.4 | |
| 30B115 | 30008.2 | |
| 30B116 | 30008.2 | |
| 30B117 | 30008.2 | |
| 30B144 | 30005.8 | |
| 30B225 | 30015.3 | |
| 30B227 | 30015.3 | |
| 30B328 | 30016.3 | |
| 30B330 | 30016.3 | |
| 30B332 | 30017.3 | |
| 30B334 | 30017.3 | |
| 30B336 | 30018.3 | |
| 30B338 | 30018.3 | |

| Component | Page .Col. | Opt. |
|---|---|---|
| 30B340 | 30019.3 | |
| 30B342 | 30019.3 | |
| 30B346 | 30020.3 | |
| 30B348 | 30020.3 | |
| 30B350 | 30021.3 | |
| 30E050 | 30007.3 | |
| 30E126 | 30006.2 | |
| 30E127 | 30006.7 | |
| 30E145 | 30005.2 | |
| 30E146 | 30005.2 | |
| 30E147 | 30005.2 | |
| 30E148 | 30005.3 | |
| 30E149 | 30005.3 | |
| 30E150 | 30005.3 | |
| 30E151 | 30005.4 | |
| 30E152 | 30005.5 | |
| 30E153 | 30005.5 | |
| 30E154 | 30005.5 | |
| 30E155 | 30005.5 | |
| 30E156 | 30005.6 | |
| 30E157 | 30005.7 | |
| 30E158 | 30005.7 | |
| 30E159 | 30005.7 | |
| 30E160 | 30005.8 | |
| 30E161 | 30005.8 | |
| 30E162 | 30005.8 | |
| 30F014 | 1016.3 | |
| 30F030 | 30003.5 | |

Drawing remarks

Tetra Pak

| Designer | Date | Machine |
|---|---|---|
| JNT | 2010-08-20 | TETRA PAK A1 for TCA |

| ECM No | Denomination | Page Type |
|---|---|---|
| 445015 | POSITION SUMMARY | POSITION SUMMARY |

| Company | Document No. | Doc. type | Version | Page |
|---|---|---|---|---|
| Tetra Pak | 2817282-0002 | ELD | AG | 002 |

RELEASED

This drawing must not without the consent of Tetra Pak be copied, transmitted or disclosed to any third party.

## Position summary of 2817282-0003

| Component | Page .Col. | Opt. |
|---|---|---|
| 30F050 | 30007.3 | |
| 30F051 | 30007.4 | |
| 30F052 | 30007.4 | |
| 30F112 | 1023.3 | |
| 30F114 | 1023.4 | |
| 30F122 | 1023.3 | |
| 30F124 | 1023.4 | |
| 30F127 | 30006.2 | |
| 30F128 | 30006.3 | |
| 30F129 | 30006.7 | |
| 30F130 | 30006.7 | |
| 30F144 | 30005.4 | |
| 30F145 | 30005.4 | |
| 30F146 | 30005.5 | |
| 30F147 | 30005.6 | |
| 30F204 | 1022.6 | |
| 30F210 | 1023.8 | |
| 30F214 | 1022.6 | |
| 30G030 | 30003.5 | |
| 30G040 | 30004.5 | |
| 30K038 | 30023.4 | |
| 30K040 | 30026.5 | |
| 30K067 | 30026.5 | |
| 30K075 | 30027.5 | |
| 30K076 | 30023.4 | |
| 30K077 | 30027.5 | |
| 30K080 | 30022.4 | |
| 30K081 | 30028.4 | |

| Component | Page .Col. | Opt. |
|---|---|---|
| 30K209 | 30011.7 | |
| 30K210 | 30012.7 | |
| 30K211 | 30013.7 | |
| 30K222 | 30014.7 | |
| 30K229 | 30015.7 | |
| 30K230 | 30016.7 | |
| 30K233 | 30017.7 | |
| 30K235 | 30018.7 | |
| 30K236 | 30019.7 | |
| 30K238 | 30020.7 | |
| 30K239 | 30021.7 | |
| 30K240 | 30029.1 | |
| 30K278 | 30008.5 | |
| 30K305 | 30022.1 | |
| 30K306 | 30024.1 | |
| 30K313 | 30023.1 | |
| 30K315 | 30008.5 | |
| 30K316 | 30008.5 | |
| 30K317 | 30008.5 | |
| 30K322 | 30026.1 | |
| 30K324 | 30027.1 | |
| 30K330 | 30028.1 | |
| 30K720 | 30023.4 | |
| 30K790 | 30028.5 | |
| 30K800 | 30022.4 | |
| 30K810 | 30023.4 | |
| 30Q030 | 30026.5 | |
| 30Q040 | 30004.3 | |

| Component | Page .Col. | Opt. |
|---|---|---|
| 30Q042 | 30009.4 | |
| 30Q043 | 30010.4 | |
| 30Q050 | 30023.5 | |
| 30Q051 | 30007.3 | |
| 30Q052 | 30007.4 | |
| 30Q126 | 30023.5 | |
| 30Q127 | 30006.2 | |
| 30Q128 | 30024.4 | |
| 30Q129 | 30006.7 | |
| 30Q132 | 30022.5 | |
| 30Q144 | 30027.5 | |
| 30Q145 | 30005.4 | |
| 30S004 | 30011.3 | |
| 30X321 | 30025.7 | |
| 33F152 | 30007.7 | |
| 33Q152 | 30028.4 | |
| 40B001 | 40009.5 | |
| 40B002 | 40009.5 | |
| 40B003 | 40009.5 | |
| 40B006 | 40009.5 | |
| 40B009 | 40008.5 | |
| 40B010 | 40008.5 | |
| 40B012 | 40009.5 | |
| 40B013 | 40010.4 | |
| 40B014 | 40010.4 | |
| 40B015 | 40010.4 | |
| 40B016 | 40007.2 | |
| 40B025 | 40011.3 | |

| Component | Page .Col. | Opt. |
|---|---|---|
| 40B028 | 40010.4 | |
| 40B029 | 40010.4 | |
| 40B091 | 40012.3 | |
| 40B200 | 40013.3 | |
| 40B300 | 40013.3 | |
| 40B302 | 40014.3 | |
| 40E161 | 40004.5 | |
| 40E195 | 40005.5 | |
| 40F015 | 1016.4 | |
| 40F040 | 40003.1 | |
| 40F107 | 1023.5 | |
| 40F109 | 1023.6 | |
| 40F127 | 1023.5 | |
| 40F129 | 1023.6 | |
| 40F161 | 40004.5 | |
| 40F195 | 40005.5 | |
| 40K040 | 40003.5 | |
| 40K213 | 40008.7 | |
| 40K214 | 40009.7 | |
| 40K215 | 40010.7 | |
| 40K216 | 40007.5 | |
| 40K223 | 40011.7 | |
| 40K224 | 40012.7 | |
| 40K231 | 40013.7 | |
| 40K232 | 40014.7 | |
| 40K233 | 40015.1 | |
| 40K307 | 40016.1 | |
| 40K314 | 40017.1 | |

Drawing remarks

Tetra Pak

| Designer | Date | Machine |
|---|---|---|
| JNT | 2010-08-20 | TETRA PAK A1 for TCA |

| ECM No | Denomination | Page Type |
|---|---|---|
| 445015 | POSITION SUMMARY | POSITION SUMMARY |

| Company | Document No. | Doc. type | Version | Page |
|---|---|---|---|---|
| Tetra Pak | 2817282-0002 | ELD | AG | 003 |

RELEASED

This drawing must not without the consent of Tetra Pak
be copied, transmitted or disclosed to any third party.

1 2 3 4 5 6 7 8 9 10

## Position summary of 2817282-0003

| Component | Page .Col. | Opt. |
|---|---|---|
| 40K325 | 40018.1 | |
| 40K710 | 40017.5 | |
| 40K730 | 40016.5 | |
| 40K740 | 40016.4 | |
| 40K760 | 40018.5 | |
| 40K780 | 40018.5 | |
| 40M040 | 40003.9 | |
| 40Q040 | 40018.4 | |
| 40Q041 | 40006.4 | |
| 40Q161 | 40017.4 | |
| 40Q162 | 40004.4 | |
| 40Q195 | 40017.4 | |
| 40Q196 | 40005.4 | |
| 40T035 | 40015.7 | |
| 40T040 | 40003.5 | |
| 40V040 | 40003.5 | |
| 40X035 | 40015.4 | |
| 40X140 | 40003.4 | |
| 50B015 | 50009.5 | |
| 50B030 | 50007.4 | |
| 50B031 | 50007.4 | |
| 50B060 | 50009.4 | |
| 50B061 | 50009.5 | |
| 50E010 | 50003.2 | |
| 50E011 | 50003.5 | |
| 50F001 | 1024.3 | |
| 50F002 | 1024.4 | |
| 50F003 | 1024.5 | |

| Component | Page .Col. | Opt. |
|---|---|---|
| 50F005 | 1024.7 | |
| 50F006 | 1024.7 | |
| 50F016 | 1016.5 | |
| 50F021 | 1024.3 | |
| 50F022 | 1024.4 | |
| 50F023 | 1024.5 | |
| 50F025 | 1024.7 | |
| 50F026 | 1024.8 | |
| 50F037 | 1024.8 | |
| 50F050 | 50004.4 | |
| 50F131 | 1024.2 | |
| 50F134 | 1024.2 | |
| 50F135 | 50005.2 | |
| 50F136 | 50005.2 | |
| 50F137 | 50005.3 | |
| 50F151 | 1024.3 | |
| 50G135 | 50005.1 | |
| 50K050 | 50004.5 | |
| 50K051 | 50004.5 | |
| 50K072 | 50014.4 | |
| 50K216 | 50008.7 | |
| 50K217 | 50009.7 | |
| 50K218 | 50010.7 | |
| 50K227 | 50011.1 | |
| 50K308 | 50012.1 | |
| 50K327 | 50014.1 | |
| 50K331 | 50013.1 | |
| 50K710 | 1034.5 | |

| Component | Page .Col. | Opt. |
|---|---|---|
| 50K730 | 1034.5 | |
| 50K750 | 50014.4 | |
| 50K770 | 50014.4 | |
| 50M050 | 50004.8 | |
| 50Q050 | 50014.5 | |
| 50Q051 | 50006.4 | |
| 50Q135 | 50014.5 | |
| 50T050 | 50004.4 | |
| 50T135 | 50005.4 | |
| 50V050 | 50004.4 | |
| 50X150 | 50004.4 | |
| 52B026 | 50009.5 | |
| 52B040 | 50009.4 | |
| 52B041 | 50009.5 | |
| 52B062 | 50009.4 | |
| 52B094 | 1030.3 | |
| 52F034 | 1024.6 | |
| 52G145 | 50005.6 | |
| 52K071 | 50013.5 | |
| 52T145 | 50005.9 | |
| 60F017 | 1016.6 | |
| 60F100 | 1015.2 | |
| 70B018 | 70004.5 | |
| 70B019 | 70004.4 | |
| 70F018 | 1016.7 | |
| 70F070 | 70002.4 | |
| 70K020 | 70005.5 | |
| 70K070 | 70002.5 | |

| Component | Page .Col. | Opt. |
|---|---|---|
| 70K071 | 70002.5 | |
| 70K219 | 70004.7 | |
| 70K328 | 70005.1 | |
| 70M070 | 70002.8 | |
| 70Q070 | 70005.5 | |
| 70Q071 | 70003.4 | |
| 70T070 | 70002.4 | |
| 70V070 | 70002.4 | |
| 70X170 | 70002.3 | |
| 90B110 | 90002.4 | |
| 90F020 | 1016.8 | |
| 90K100 | 90004.4 | |
| 90K101 | 90004.4 | |
| 90K102 | 90004.4 | |
| 90K215 | 90002.8 | |
| 90K216 | 90002.8 | |
| 90K220 | 90003.7 | |
| 90K309 | 90004.1 | |
| 90P490 | 90005.6 | |
| 90P495 | 90006.6 | |
| 90Q490 | 90005.2 | |
| 90S121 | 90002.4 | |
| | 1059.2 | |

Drawing remarks

Tetra Pak

| Designer | Date | Machine |
|---|---|---|
| JNT | 2010-08-20 | TETRA PAK A1 for TCA |

| ECM No | Denomination | Page Type |
|---|---|---|
| 445015 | POSITION SUMMARY | POSITION SUMMARY |

| Company | Document No. | Doc. type | Version | Page |
|---|---|---|---|---|
| Tetra Pak | 2817282-0002 | ELD | AG | 004 |

# 4 Esquemas de circuitos

## Acerca del capítulo Esquemas de circuitos

Este capítulo contiene todas las láminas de los componentes, como los módulos del programador lógico programable (PLC), los terminales y los cables.


RELEASED
This drawing must not without the consent of Tetra Pak be copied, transmitted or disclosed to any third party.
01XL10
L10
01XL11
L11
01XL12
L12
01XL13
L13
Tetra Pak
Designer JNT
Date 2010-08-20
Machine TETRA PAK A1 for TCA
ECM No 445015
Denomination CIRCUIT DIAGRAM
Page Type CIRCUIT DIAGRAM
Company Tetra Pak
Document No. 2817282-0003
Doc. type ELD
Version AG
Page 1001
Drawing remarks


RELEASED
This drawing must not without the consent of Tetra Pak be copied, transmitted or disclosed to any third party.
01XL21
L21
01XL50
L50
01XL51
L51
Tetra Pak
Designer JNT
ECM No 445015
Denomination CIRCUIT DIAGRAM
Date 2010-08-20
Machine TETRA PAK A1 for TCA
Page Type CIRCUIT DIAGRAM
Document No. 2817282-0003
Doc. type ELD
Version AG
Page 1002
Company Tetra Pak
Drawing remarks


RELEASED
This drawing must not without the consent of Tetra Pak be copied, transmitted or disclosed to any third party.
01XL71
L71
L71
01XL81
L81
L81
Tetra Pak
Designer JNT
Date 2010-08-20
Machine TETRA PAK A1 for TCA
ECM No 445015
Denomination CIRCUIT DIAGRAM
Page Type CIRCUIT DIAGRAM
Company Tetra Pak
Document No. 2817282-0003
Doc. type ELD
Version AG
Page 1003
Drawing remarks

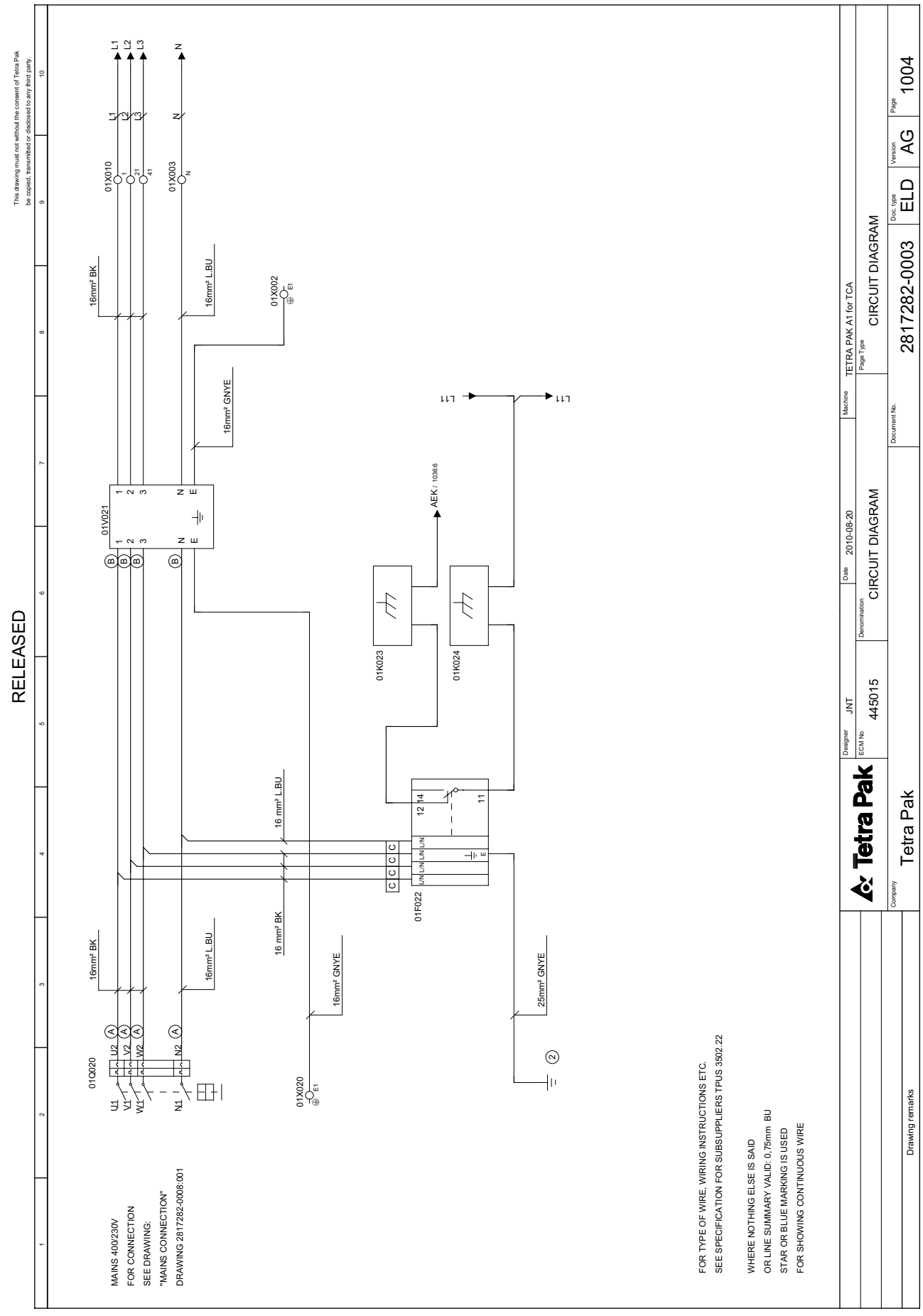
RELEASED
This drawing must not without the consent of Tetra Pak be copied, transmitted or disclosed to any third party
MAINS 400/230V
FOR CONNECTION
SEE DRAWING:
"MAINS CONNECTION"
DRAWING 2817282-0008:001
FOR TYPE OF WIRE, WIRING INSTRUCTIONS ETC.
SEE SPECIFICATION FOR SUBSUPPLIERS TPUS 3502.22
WHERE NOTHING ELSE IS SAID
OR LINE SUMMARY VALID: 0,75mm BU
STAR OR BLUE MARKING IS USED
FOR SHOWING CONTINUOUS WIRE
01Q020
01V021
01X010
01X003
01X002
01X020
01F022
01K023
01K024
AEK 10366
16mm² BK
16mm² L.BU
16mm² GNYE
16 mm² BK
16 mm² L.BU
25mm² GNYE
Tetra Pak
Designer JNT
Date 2010-08-20
Machine TETRA PAK A1 for TCA
ECM No 445015
Denomination CIRCUIT DIAGRAM
Page Type CIRCUIT DIAGRAM
Company Tetra Pak
Drawing remarks
Document No. 2817282-0003
Doc. type ELD
Version AG
Page 1004

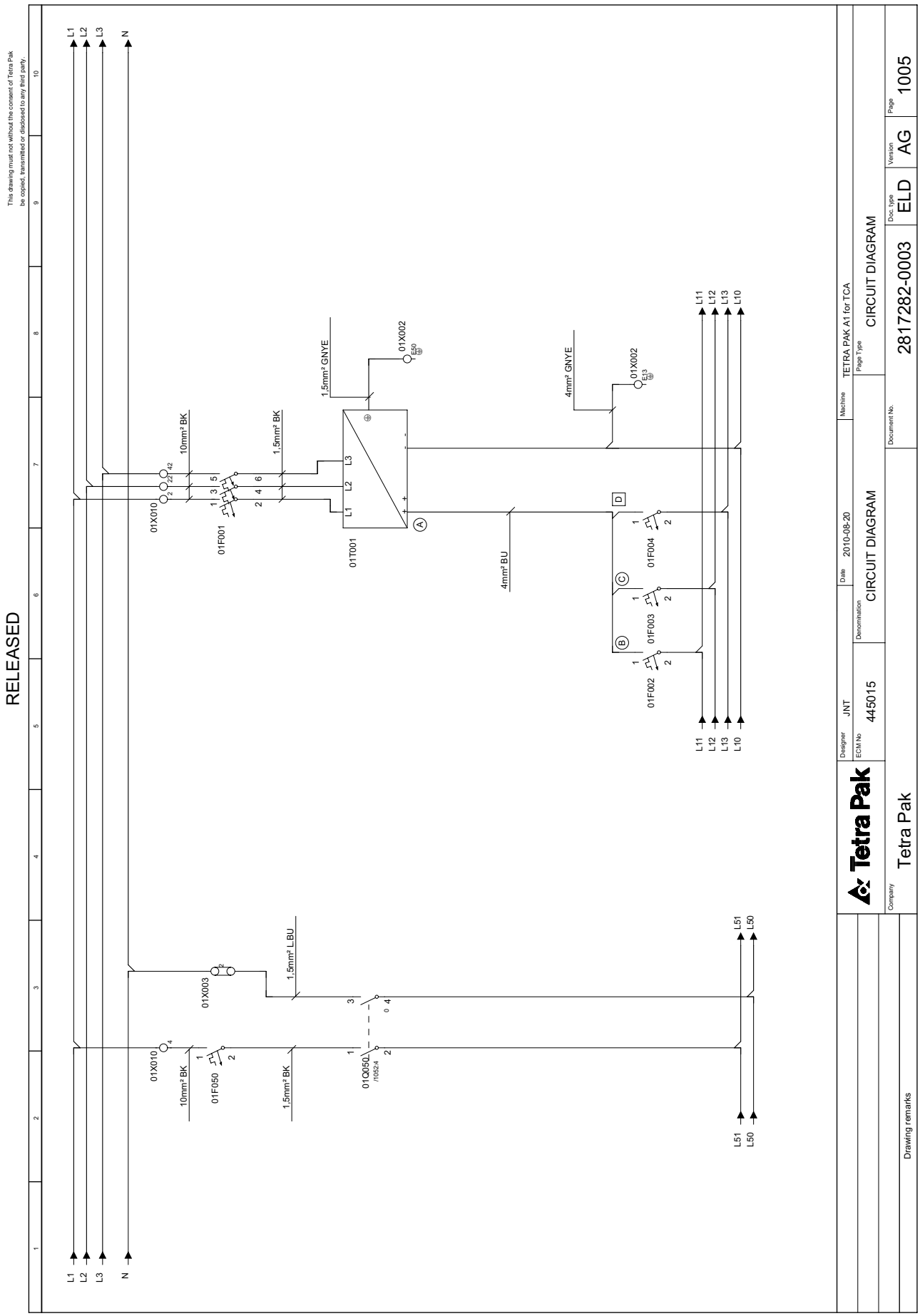
RELEASED
This drawing must not without the consent of Tetra Pak be copied, transmitted or disclosed to any third party.
L1
L2
L3
N
01X010
10mm² BK
01F001
1,5mm² BK
01T001
1,5mm² GNYE
01X002
4mm² GNYE
4mm² BU
01F004
01F003
01F002
L11
L12
L13
L10
01X003
1,5mm² LBU
01F050
01Q050
L51
L50
Tetra Pak
Designer JNT
ECM No 445015
Date 2010-08-20
Denomination CIRCUIT DIAGRAM
Machine TETRA PAK A1 for TCA
Page Type CIRCUIT DIAGRAM
Document No. 2817282-0003
Doc. type ELD
Version AG
Page 1005
Company Tetra Pak
Drawing remarks

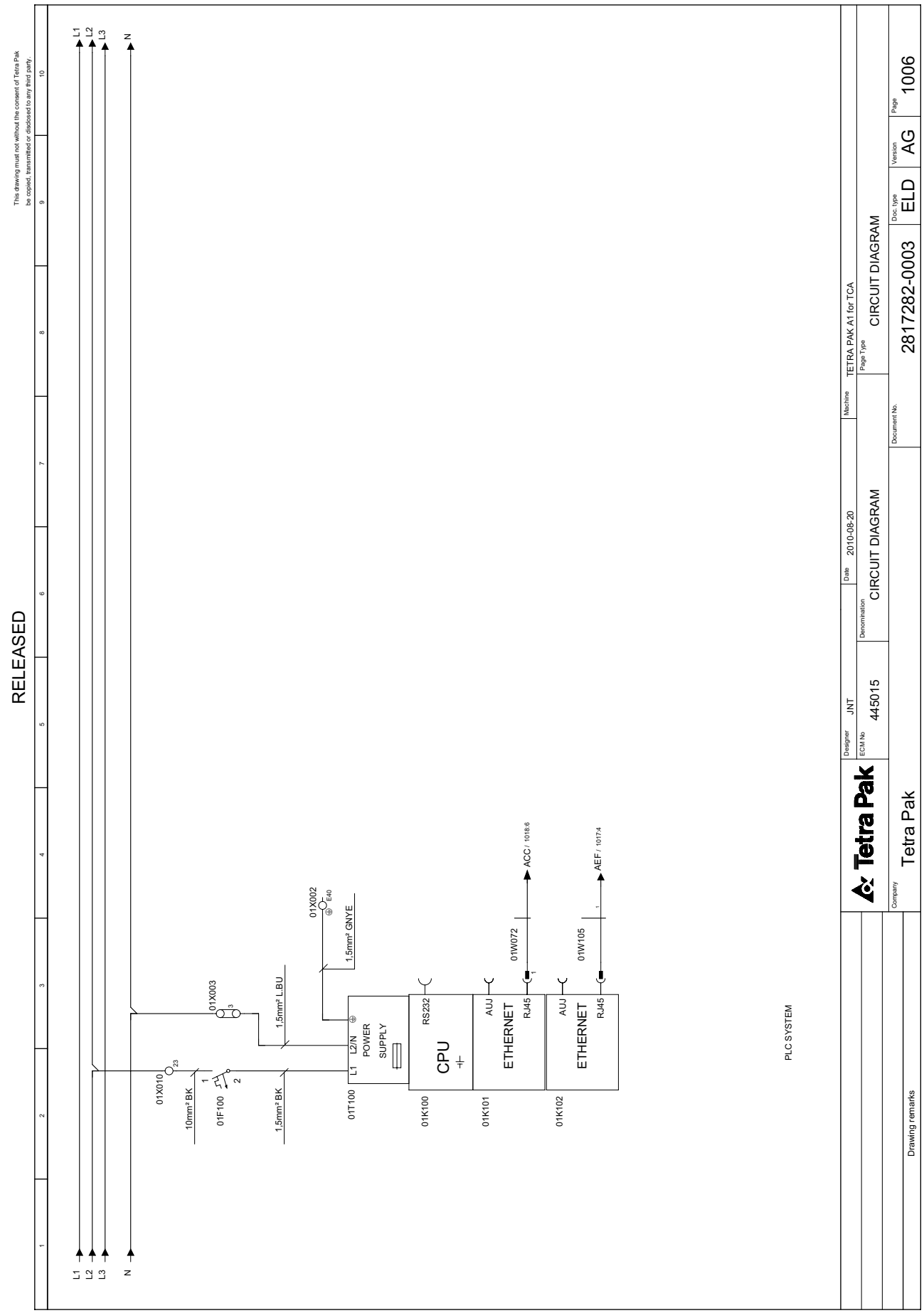
RELEASED
This drawing must not without the consent of Tetra Pak be copied, transmitted or disclosed to any third party.
L1
L2
L3
N
01X010
23
10mm² BK
01F100
1
2
1,5mm² BK
01X003
3
1,5mm² LBU
01X002
E40
1,5mm² GNYE
01T100
L1
L2/N
POWER SUPPLY
01K100
CPU
RS232
01K101
AUJ
ETHERNET
RJ45
01W072
ACC / 1018:6
01K102
AUJ
ETHERNET
RJ45
01W105
AEF / 1017:4
PLC SYSTEM
Tetra Pak
Designer JNT
ECM No 445015
Denomination CIRCUIT DIAGRAM
Date 2010-08-20
Machine TETRA PAK A1 for TCA
Page Type CIRCUIT DIAGRAM
Document No. 2817282-0003
Doc. type ELD
Version AG
Page 1006
Company Tetra Pak
Drawing remarks

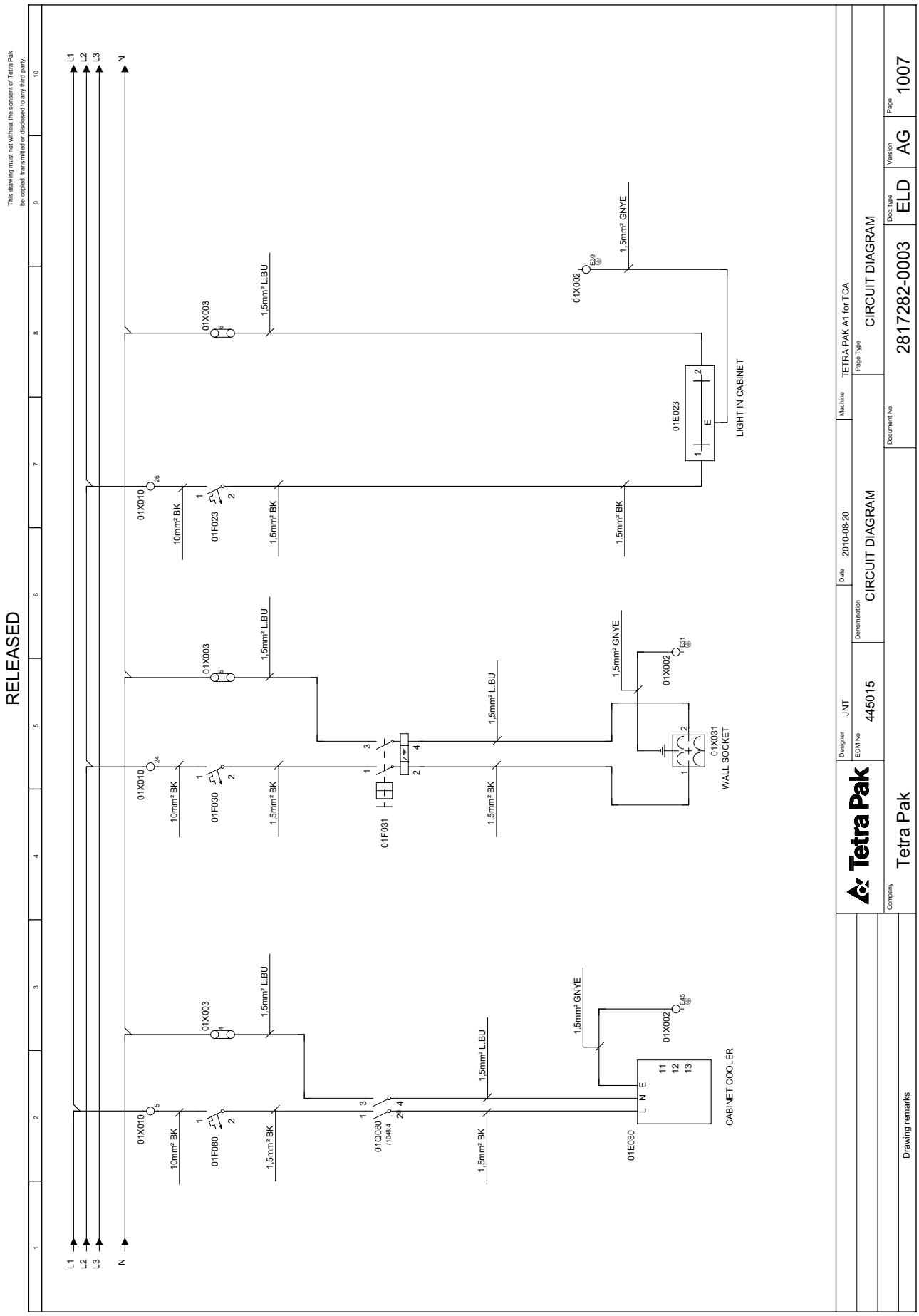
RELEASED
This drawing must not without the consent of Tetra Pak be copied, transmitted or disclosed to any third party.
L1
L2
L3
N
01X010
01F080
01Q080
01E080
CABINET COOLER
01X003
01F030
01F031
01X031
WALL SOCKET
01F023
01E023
LIGHT IN CABINET
01X002
10mm² BK
1,5mm² BK
1,5mm² L.BU
1,5mm² GNYE
Tetra Pak
Designer JNT
Date 2010-08-20
Machine TETRA PAK A1 for TCA
ECM No 445015
Denomination CIRCUIT DIAGRAM
Page Type CIRCUIT DIAGRAM
Company Tetra Pak
Document No. 2817282-0003
Doc. type ELD
Version AG
Page 1007
Drawing remarks

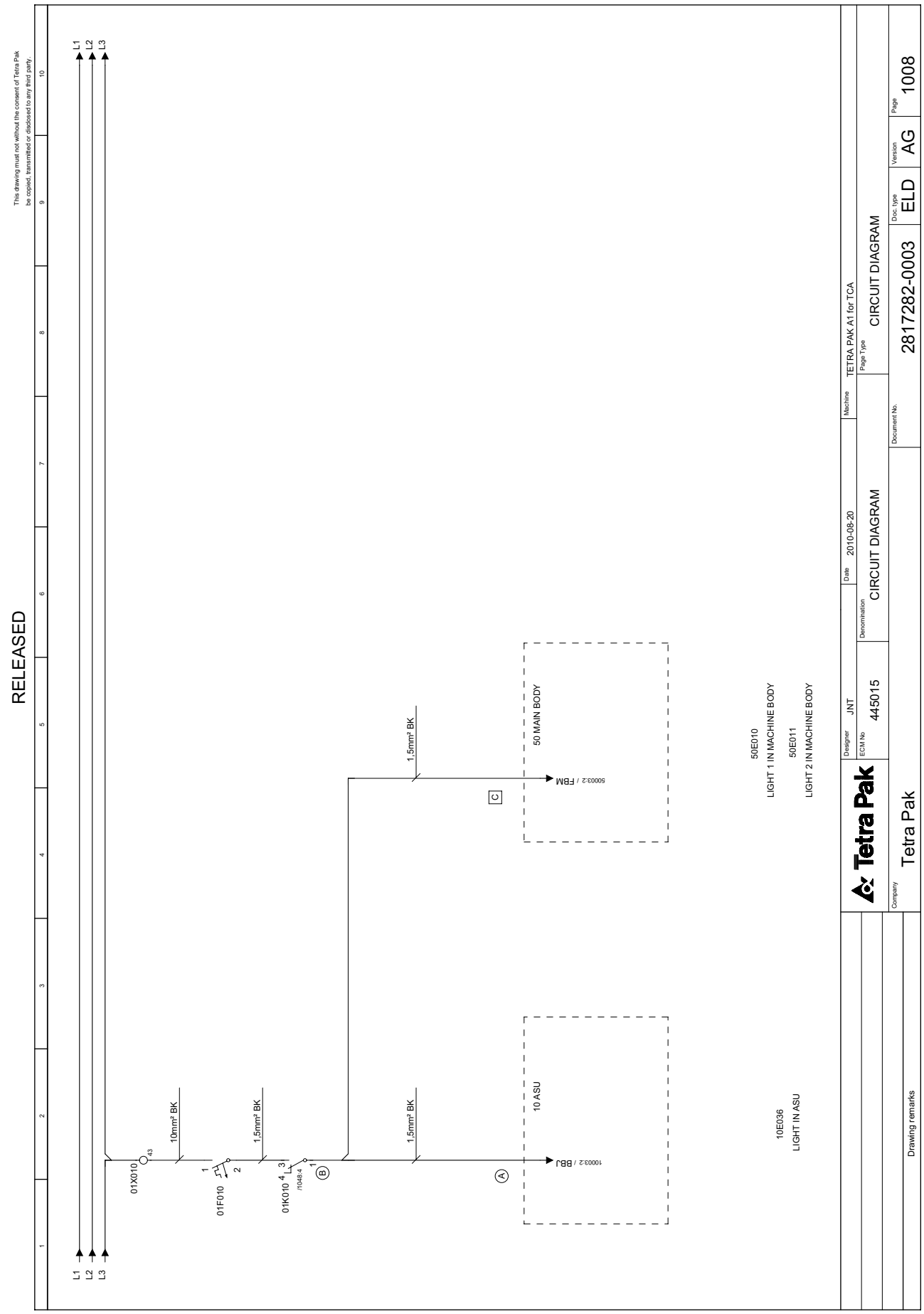
RELEASED
This drawing must not without the consent of Tetra Pak be copied, transmitted or disclosed to any third party
L1
L2
L3
01X010
43
10mm² BK
01F010
1
2
1,5mm² BK
01K010
4
3
1
/1048:4
B
1,5mm² BK
1,5mm² BK
C
50 MAIN BODY
50003:2 / FBM
10 ASU
10003:2 / BBJ
A
50E010
LIGHT 1 IN MACHINE BODY
50E011
LIGHT 2 IN MACHINE BODY
10E036
LIGHT IN ASU
Tetra Pak
Designer JNT
ECM No 445015
Denomination CIRCUIT DIAGRAM
Date 2010-08-20
Machine TETRA PAK A1 for TCA
Page Type CIRCUIT DIAGRAM
Document No. 2817282-0003
Doc. type ELD
Version AG
Page 1008
Company Tetra Pak
Drawing remarks

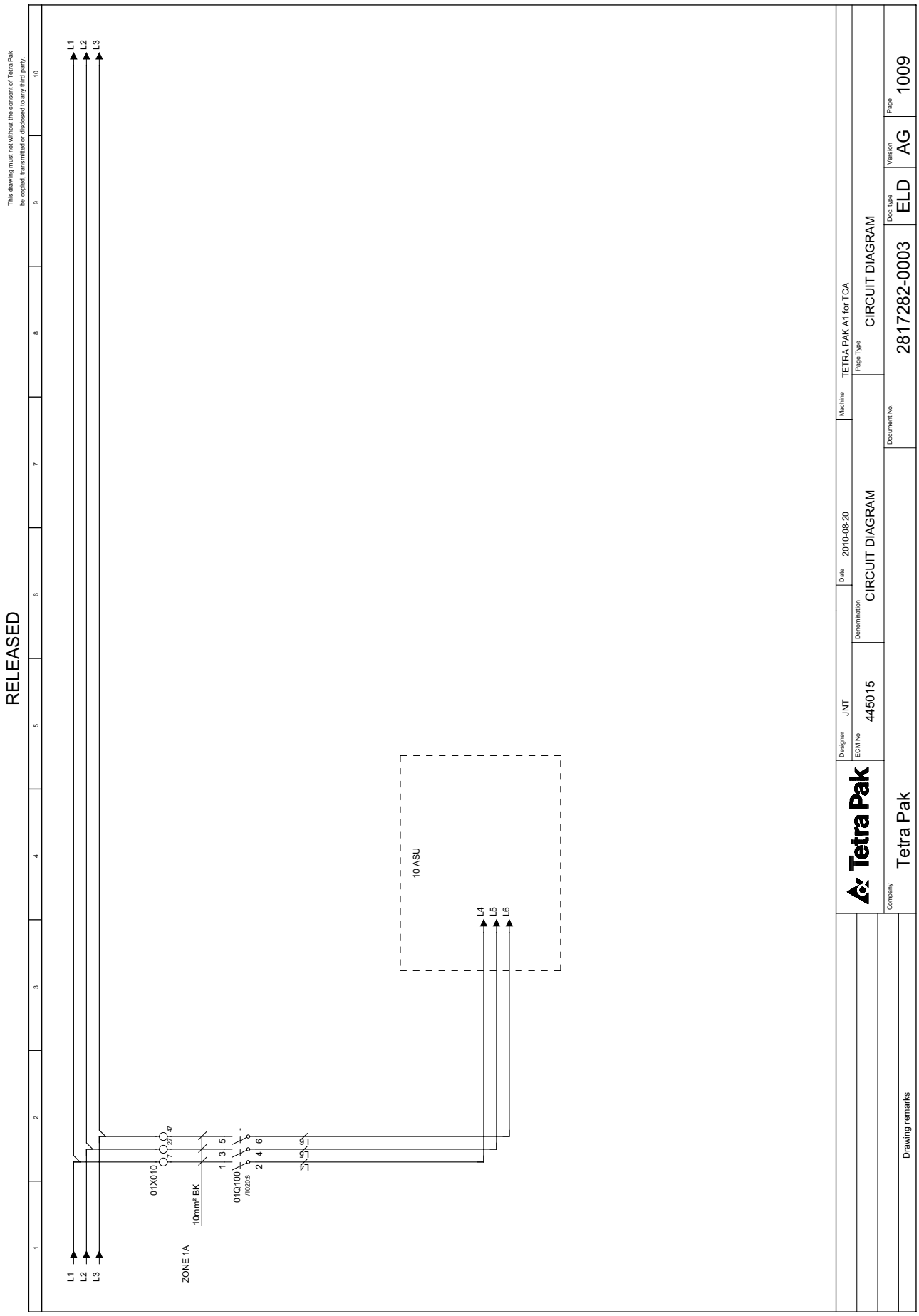
RELEASED
This drawing must not without the consent of Tetra Pak be copied, transmitted or disclosed to any third party.
L1
L2
L3
01X010
10mm² BK
ZONE 1A
01Q100
10 ASU
L4
L5
L6
Tetra Pak
Designer JNT
ECM No 445015
Denomination CIRCUIT DIAGRAM
Date 2010-08-20
Machine TETRA PAK A1 for TCA
Page Type CIRCUIT DIAGRAM
Document No. 2817282-0003
Doc. type ELD
Version AG
Page 1009
Company Tetra Pak
Drawing remarks

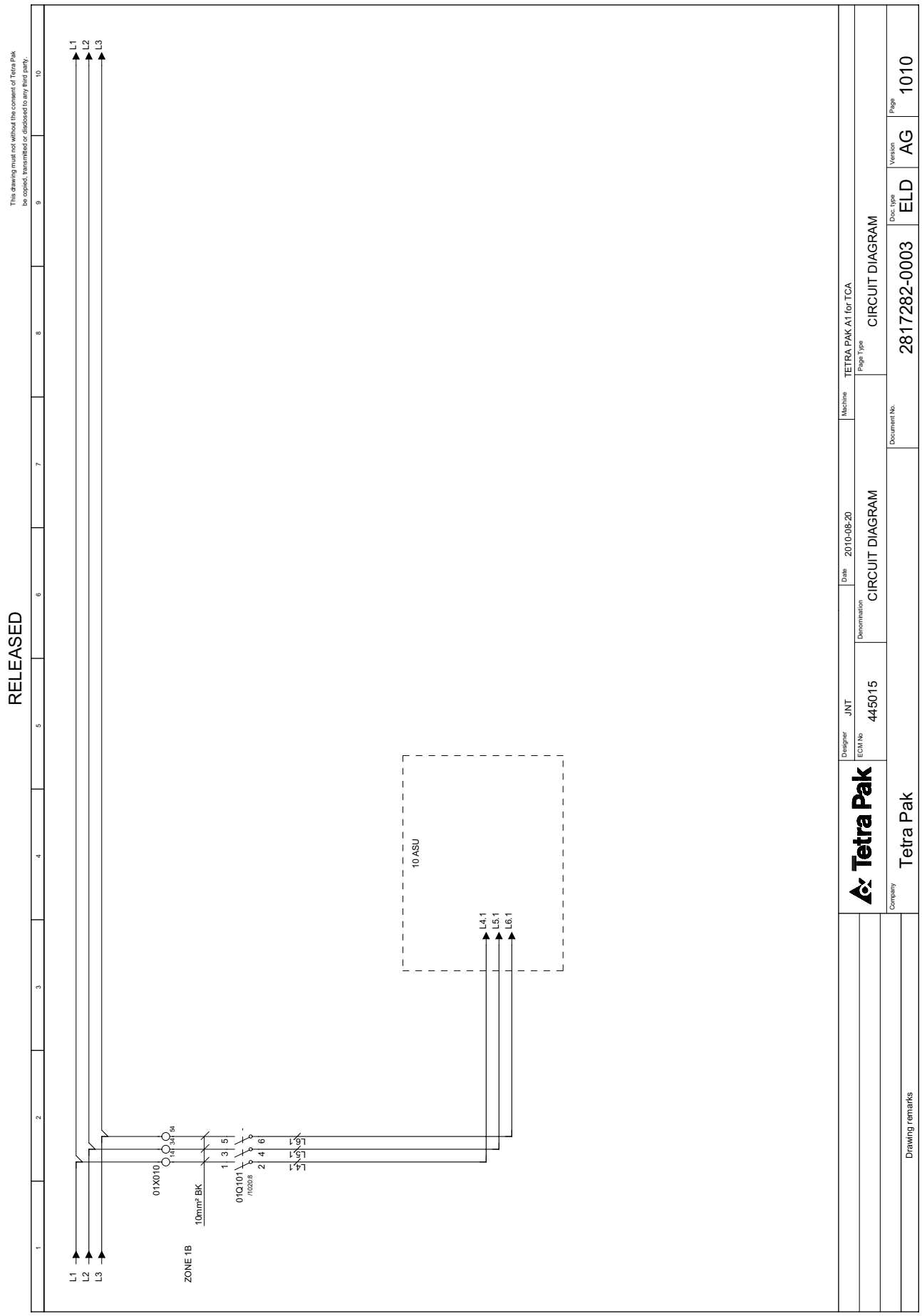
RELEASED
This drawing must not without the consent of Tetra Pak be copied, transmitted or disclosed to any third party
L1
L2
L3
ZONE 1B
10mm² BK
01X010
01Q101
10 ASU
L4.1
L5.1
L6.1
Tetra Pak
Designer JNT
ECM No 445015
Denomination CIRCUIT DIAGRAM
Date 2010-08-20
Machine TETRA PAK A1 for TCA
Page Type CIRCUIT DIAGRAM
Document No. 2817282-0003
Doc. type ELD
Version AG
Page 1010
Company Tetra Pak
Drawing remarks

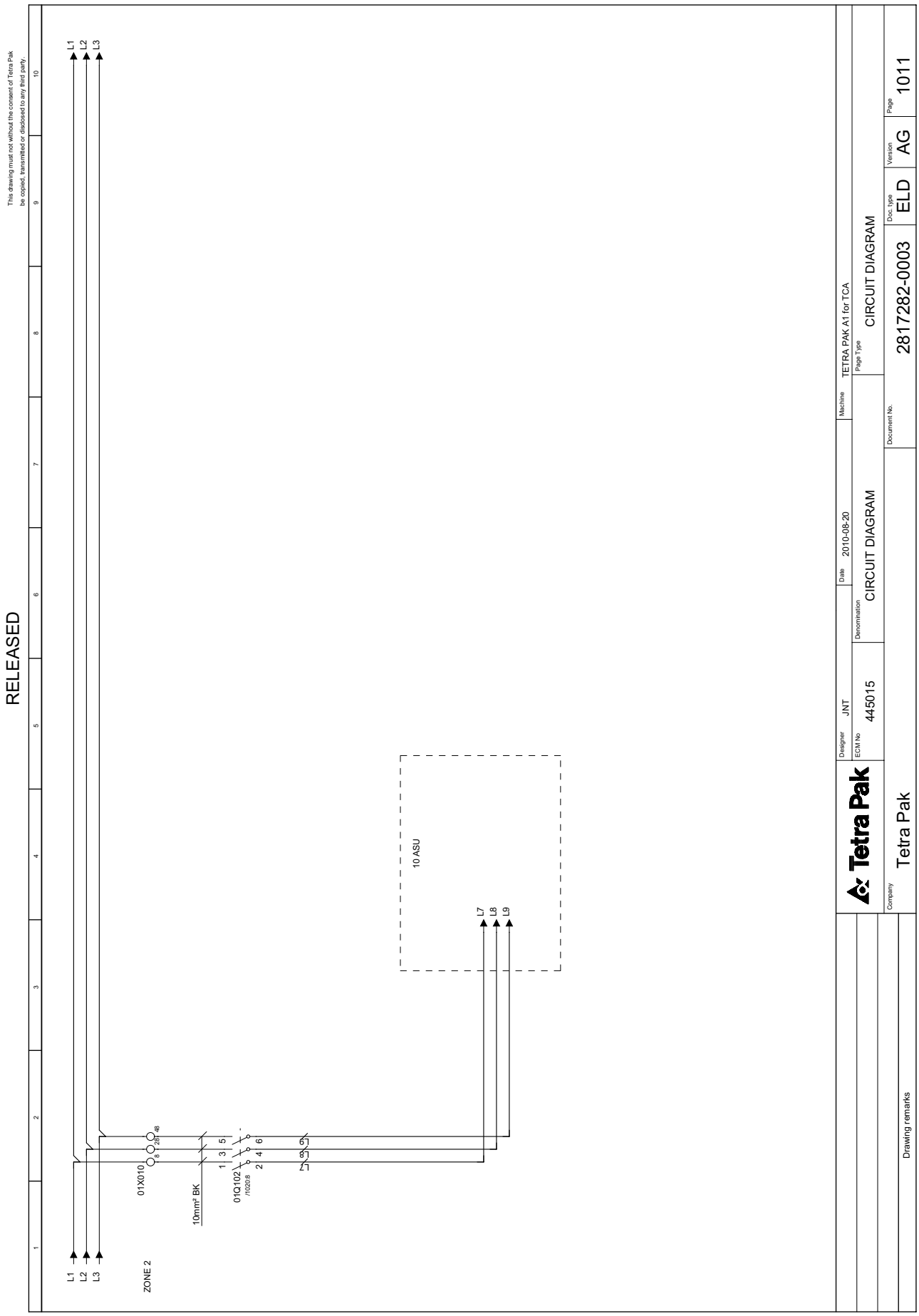
RELEASED
This drawing must not without the consent of Tetra Pak be copied, transmitted or disclosed to any third party.
L1
L2
L3
ZONE 2
01X010
10mm² BK
01Q102
10 ASU
L7
L8
L9
Tetra Pak
Designer JNT
Date 2010-08-20
Machine TETRA PAK A1 for TCA
ECM No 445015
Denomination CIRCUIT DIAGRAM
Page Type CIRCUIT DIAGRAM
Company Tetra Pak
Document No. 2817282-0003
Doc. type ELD
Version AG
Page 1011
Drawing remarks

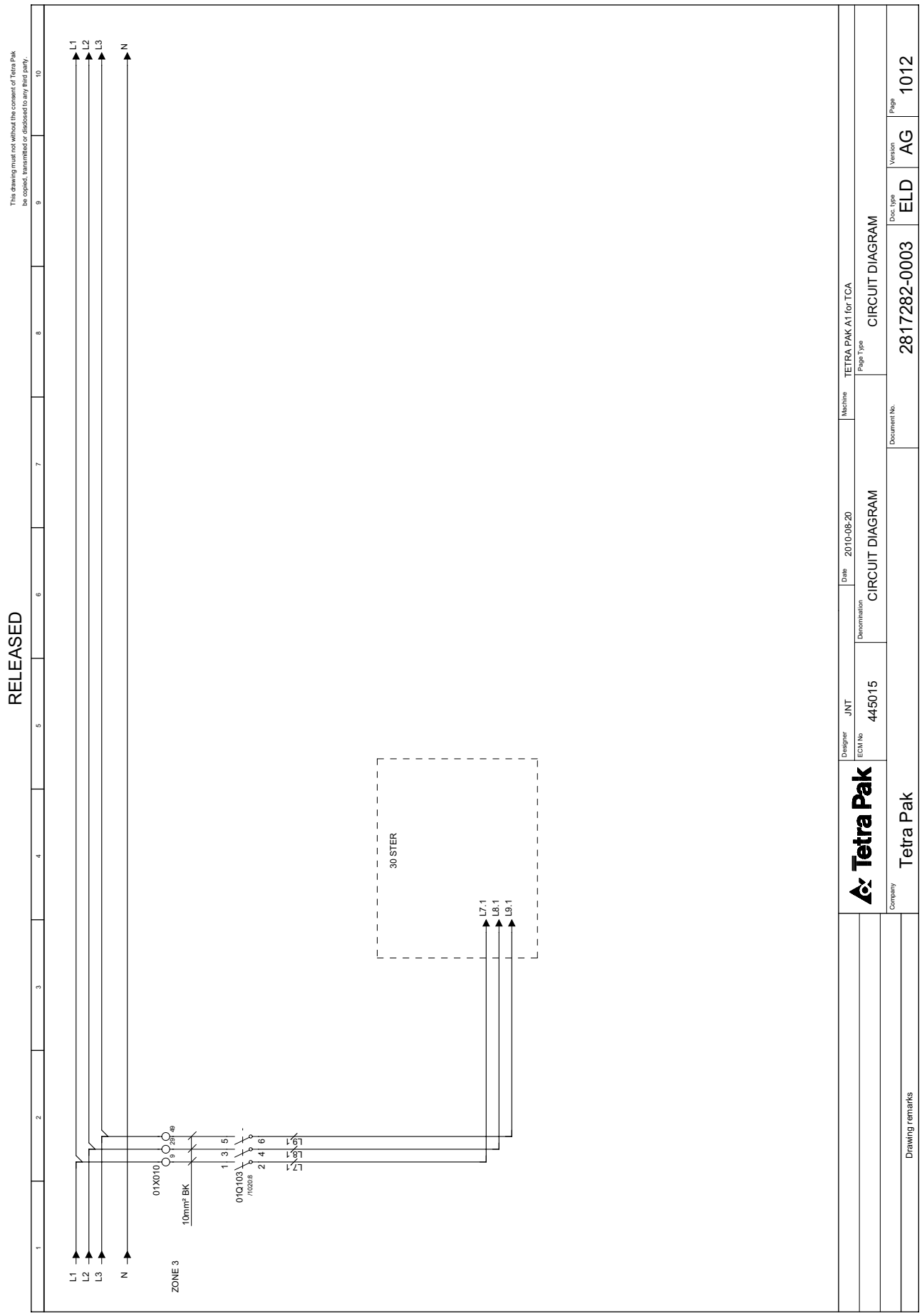
RELEASED
This drawing must not without the consent of Tetra Pak be copied, transmitted or disclosed to any third party.
L1
L2
L3
N
ZONE 3
01X010
10mm² BK
01Q103
30 STER
L7.1
L8.1
L9.1
Tetra Pak
Designer JNT
ECM No 445015
Denomination CIRCUIT DIAGRAM
Date 2010-08-20
Machine TETRA PAK A1 for TCA
Page Type CIRCUIT DIAGRAM
Document No. 2817282-0003
Doc. type ELD
Version AG
Page 1012
Company Tetra Pak
Drawing remarks

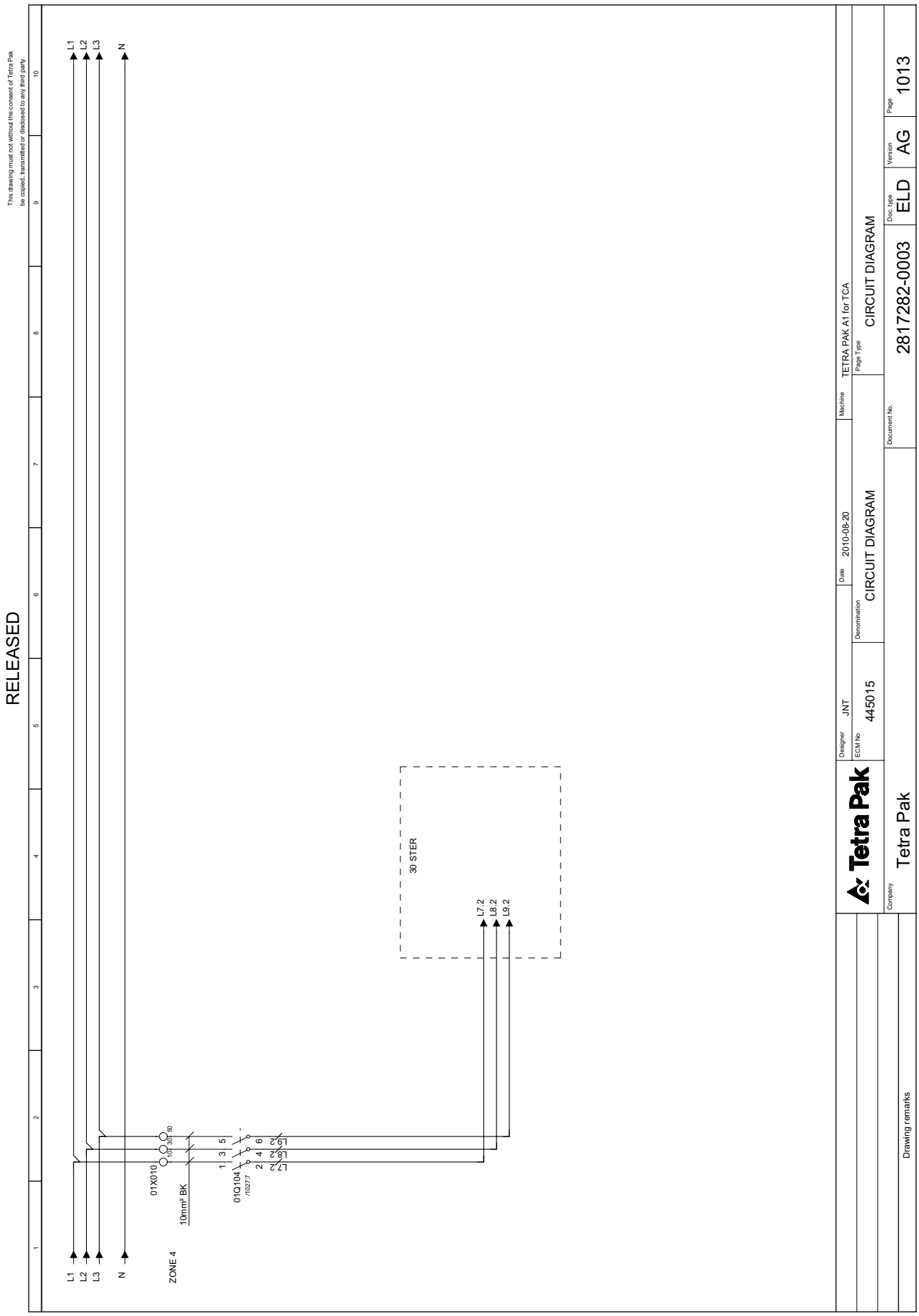
RELEASED
This drawing must not without the consent of Tetra Pak be copied, transmitted or disclosed to any third party.
L1
L2
L3
N
ZONE 4
01X010
10/ 30/ 50
10mm² BK
01Q104
/1027.7
1 3 5
2 4 6
L7.2
L8.2
L9.2
30 STER
Tetra Pak
Designer JNT
ECM No 445015
Denomination CIRCUIT DIAGRAM
Date 2010-08-20
Machine TETRA PAK A1 for TCA
Page Type CIRCUIT DIAGRAM
Document No. 2817282-0003
Doc. type ELD
Version AG
Page 1013
Company Tetra Pak
Drawing remarks

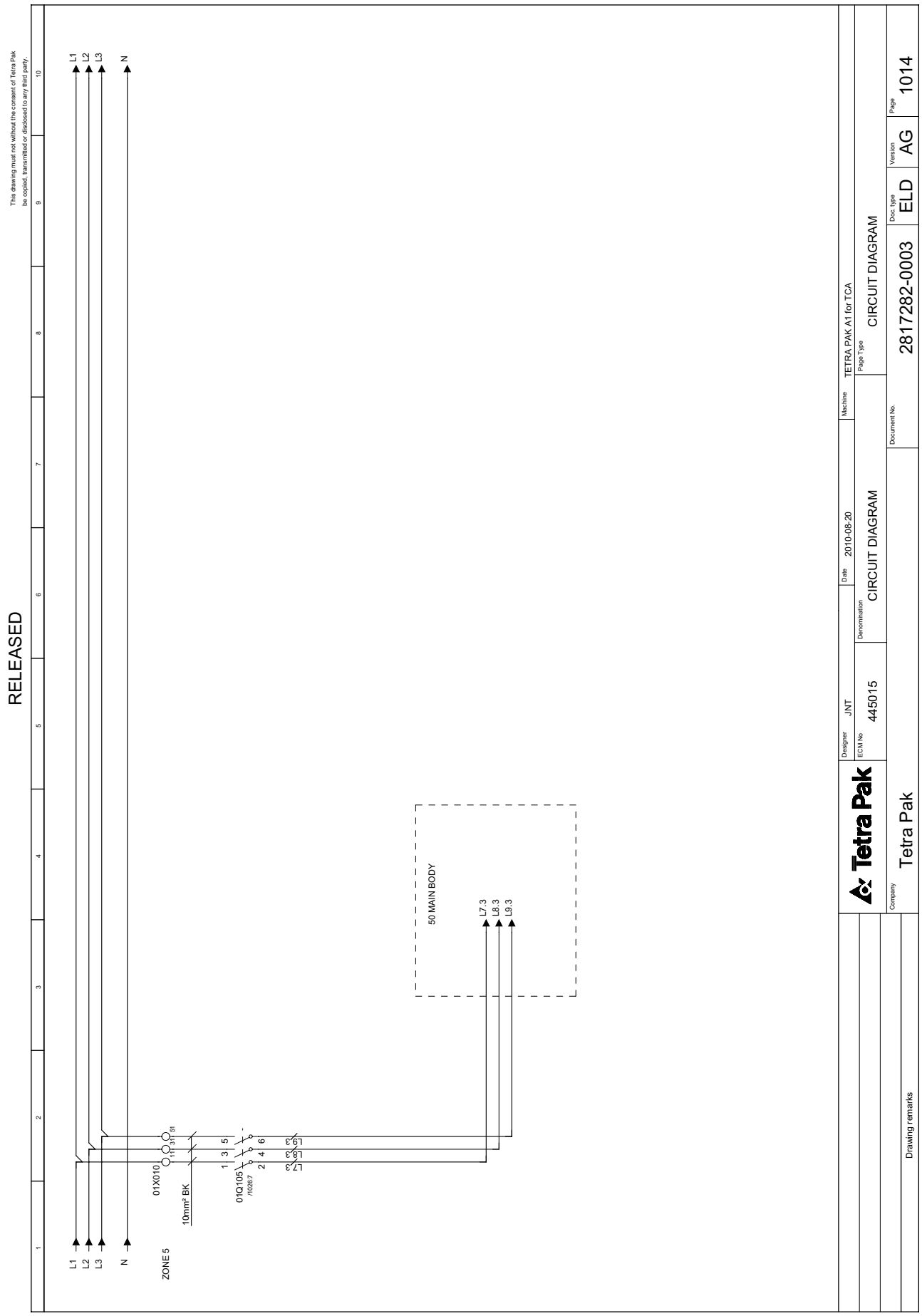
RELEASED
This drawing must not without the consent of Tetra Pak be copied, transmitted or disclosed to any third party.
L1
L2
L3
N
ZONE 5
01X010
10mm² BK
01Q105
/1026.7
50 MAIN BODY
L7.3
L8.3
L9.3
Tetra Pak
Designer JNT
ECM No 445015
Denomination CIRCUIT DIAGRAM
Date 2010-08-20
Machine TETRA PAK A1 for TCA
Page Type CIRCUIT DIAGRAM
Document No. 2817282-0003
Doc. type ELD
Version AG
Page 1014
Company Tetra Pak
Drawing remarks

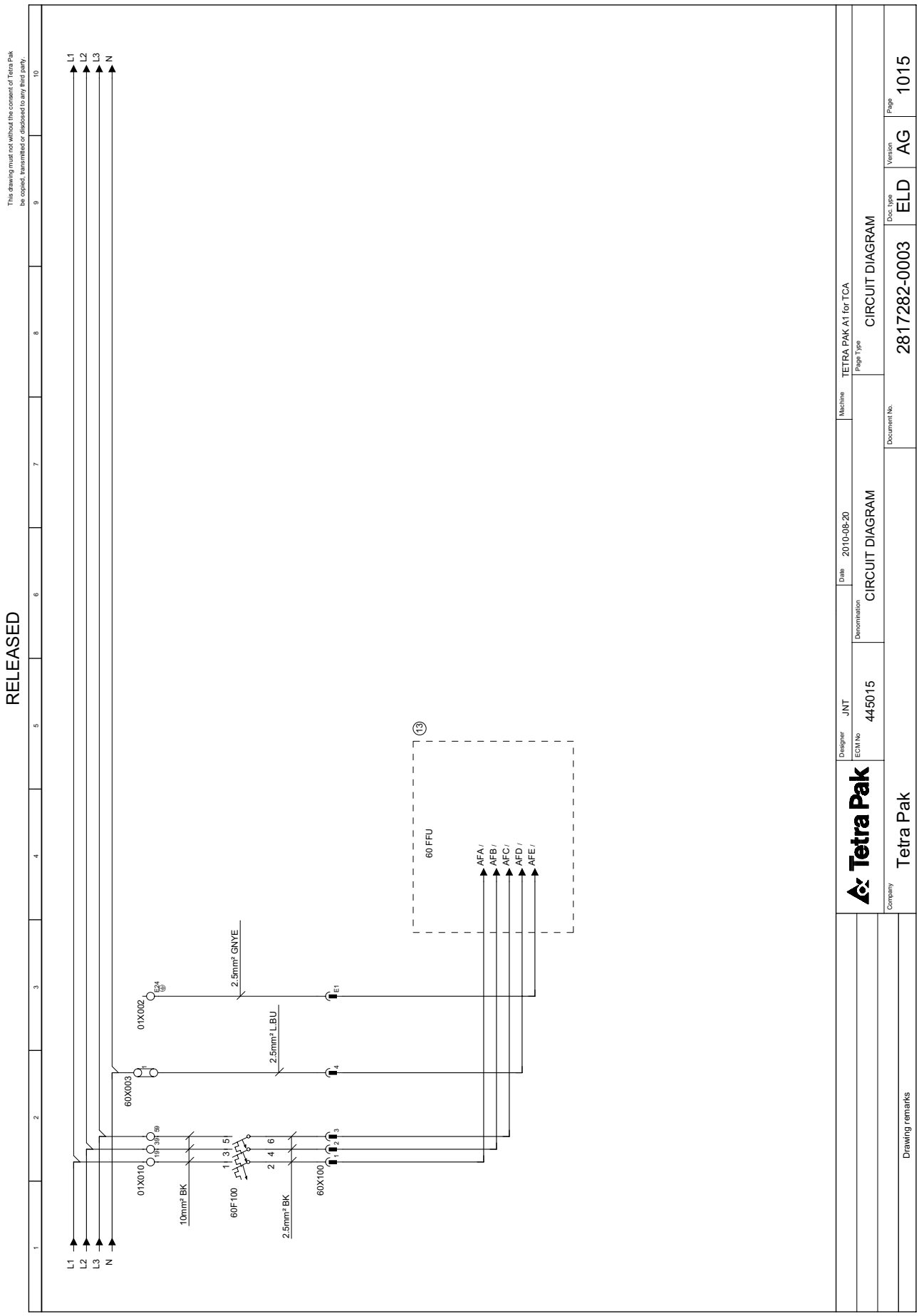
RELEASED
This drawing must not without the consent of Tetra Pak be copied, transmitted or disclosed to any third party.
L1
L2
L3
N
01X010
10mm² BK
60F100
2.5mm² BK
60X100
60X003
01X002
2.5mm² L.BU
2.5mm² GNYE
60 FFU
AFA /
AFB /
AFC /
AFD /
AFE /
Tetra Pak
Designer JNT
ECM No 445015
Denomination CIRCUIT DIAGRAM
Date 2010-08-20
Machine TETRA PAK A1 for TCA
Page Type CIRCUIT DIAGRAM
Document No. 2817282-0003
Doc. type ELD
Version AG
Page 1015
Company Tetra Pak
Drawing remarks

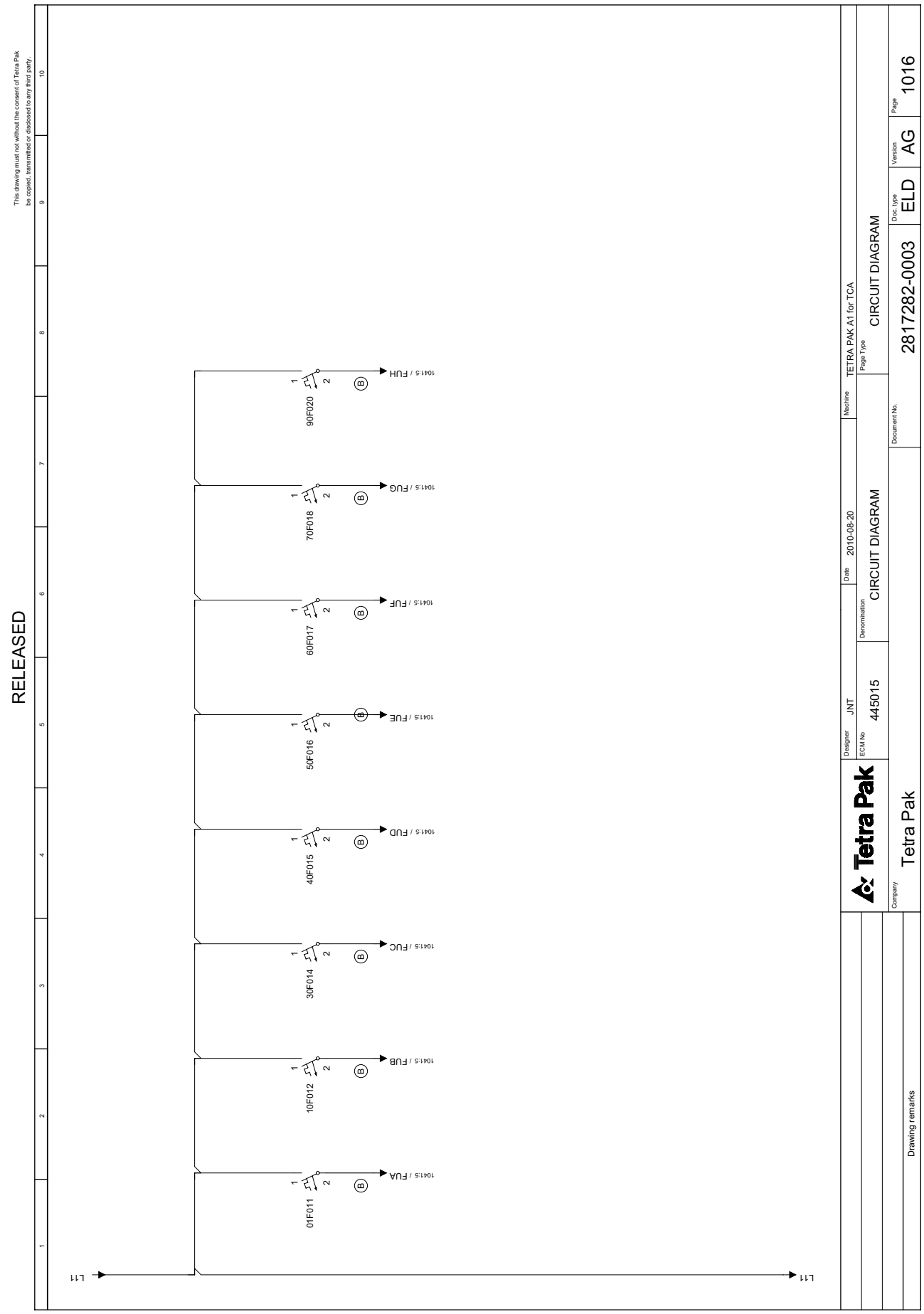
RELEASED
This drawing must not without the consent of Tetra Pak be copied, transmitted or disclosed to any third party.
L11
L11
01F011
10F012
30F014
40F015
50F016
60F017
70F018
90F020
1041:5 / FUA
1041:5 / FUB
1041:5 / FUC
1041:5 / FUD
1041:5 / FUE
1041:5 / FUF
1041:5 / FUG
1041:5 / FUH
Designer JNT
ECM No 445015
Denomination CIRCUIT DIAGRAM
Date 2010-08-20
Machine TETRA PAK A1 for TCA
Page Type CIRCUIT DIAGRAM
Document No. 2817282-0003
Doc. type ELD
Version AG
Page 1016
Company Tetra Pak
Drawing remarks

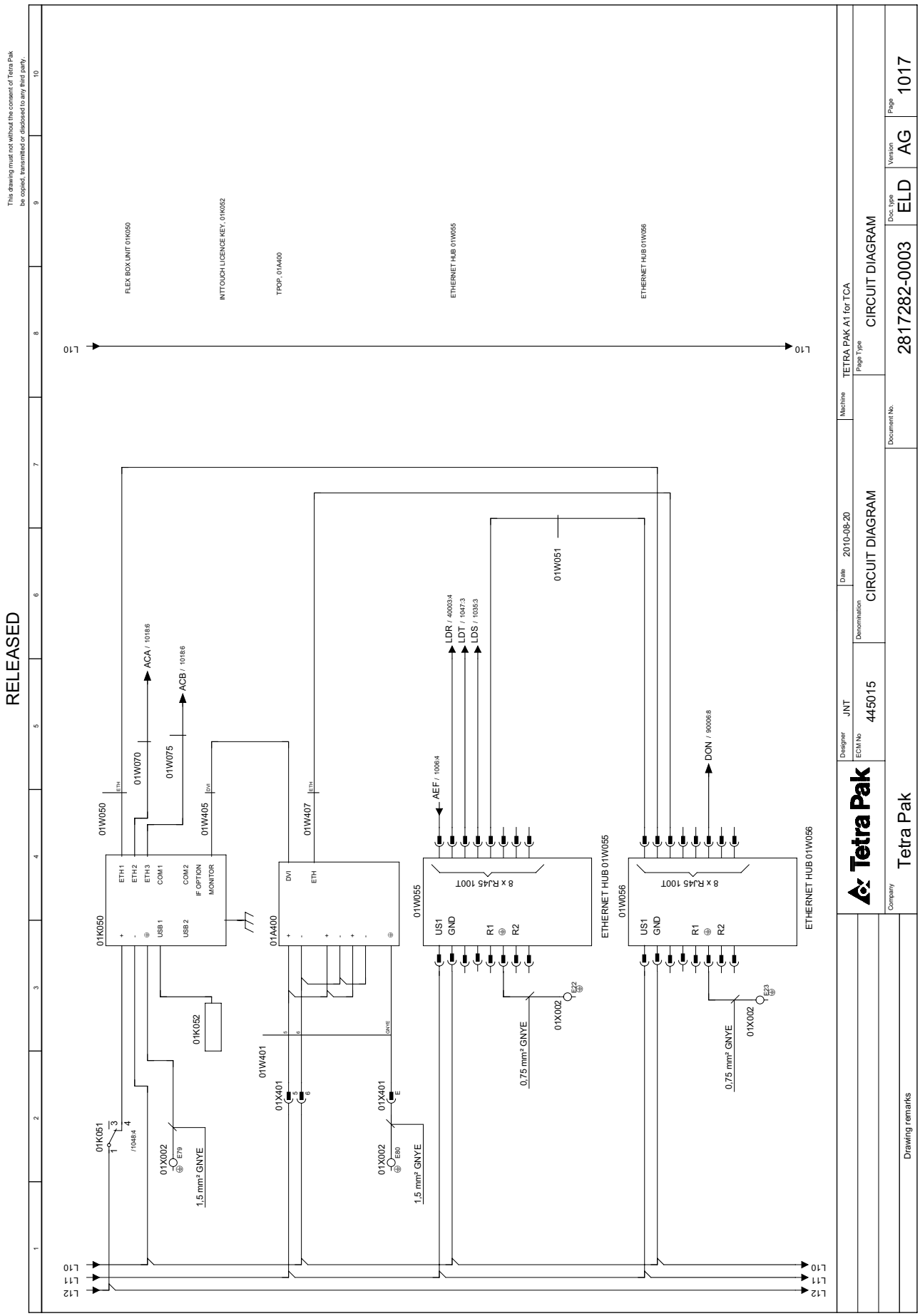
RELEASED
This drawing must not without the consent of Tetra Pak be copied, transmitted or disclosed to any third party.
FLEX BOX UNIT 01K050
INTTOUCH LICENCE KEY, 01K052
TPOP, 01A400
ETHERNET HUB 01W055
ETHERNET HUB 01W056
L10
L11
L12
01K050
01W050
01W070
01W075
01W405
01W407
01A400
01K052
01K051
01X002
01W401
01X401
01W055
01W056
01W051
ACA / 1018:6
ACB / 1018:6
LDR / 40003:4
LDT / 1047:3
LDS / 1035:3
AEF / 10064
DON / 90068:8
1,5 mm² GNYE
0,75 mm² GNYE
8 x RJ45 100T
ETHERNET HUB 01W055
ETHERNET HUB 01W056
Tetra Pak
Designer JNT
ECM No 445015
Denomination CIRCUIT DIAGRAM
Date 2010-08-20
Machine TETRA PAK A1 for TCA
Page Type CIRCUIT DIAGRAM
Document No. 2817282-0003
Doc. type ELD
Version AG
Page 1017
Company Tetra Pak
Drawing remarks

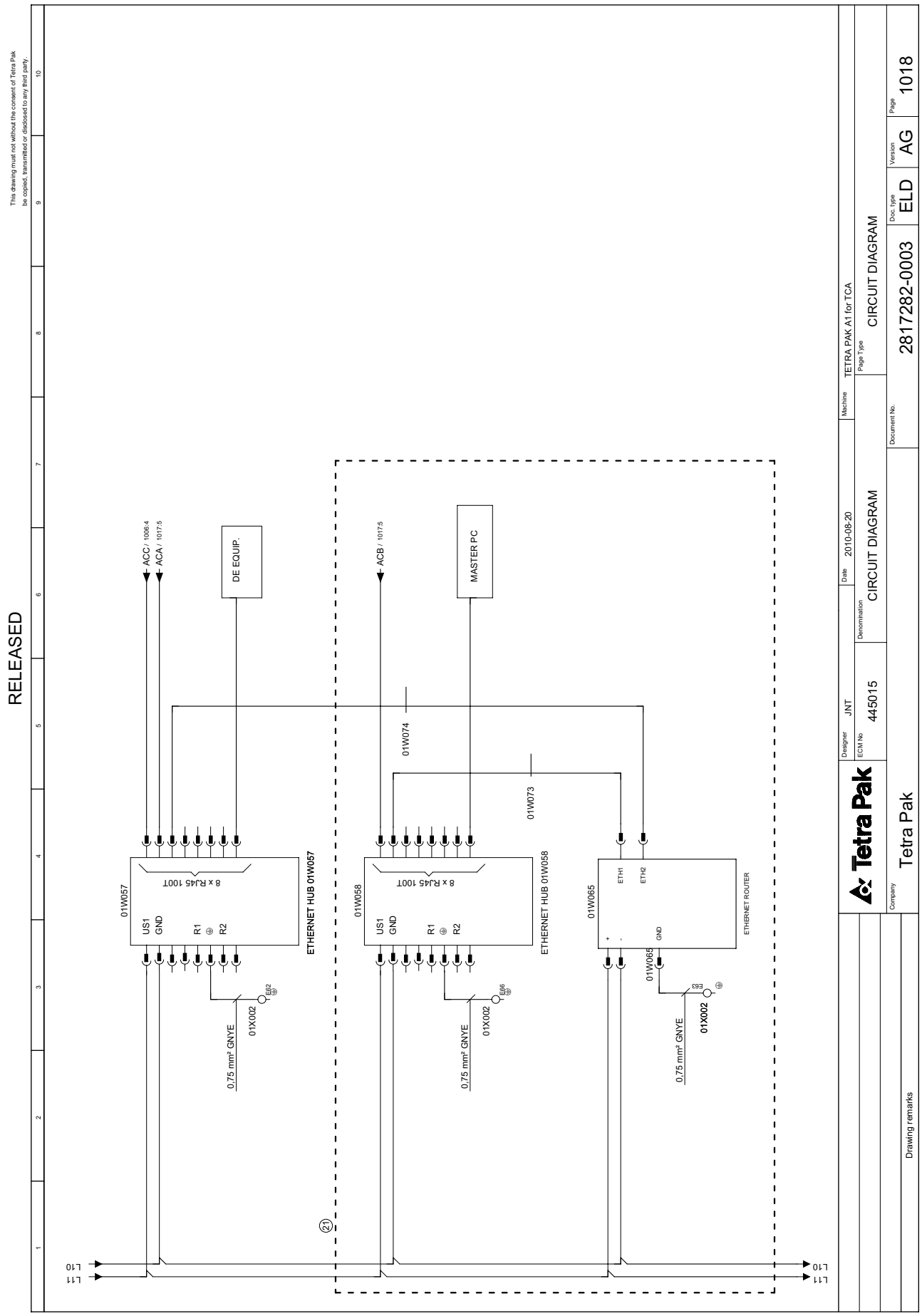
RELEASED
This drawing must not without the consent of Tetra Pak be copied, transmitted or disclosed to any third party.
ACC / 1006:4
ACA / 1017:5
DE EQUIP.
ACB / 1017:5
MASTER PC
01W074
01W073
01W057
8 x RJ45 100T
US1
GND
R1
R2
ETHERNET HUB 01W057
01W058
ETHERNET HUB 01W058
01W065
ETH1
ETH2
ETHERNET ROUTER
0,75 mm² GNYE
01X002
E62
E66
E63
L10
L11
21
Tetra Pak
Designer JNT
Date 2010-08-20
Machine TETRA PAK A1 for TCA
ECM No 445015
Denomination CIRCUIT DIAGRAM
Page Type CIRCUIT DIAGRAM
Company Tetra Pak
Drawing remarks
Document No. 2817282-0003
Doc. type ELD
Version AG
Page 1018

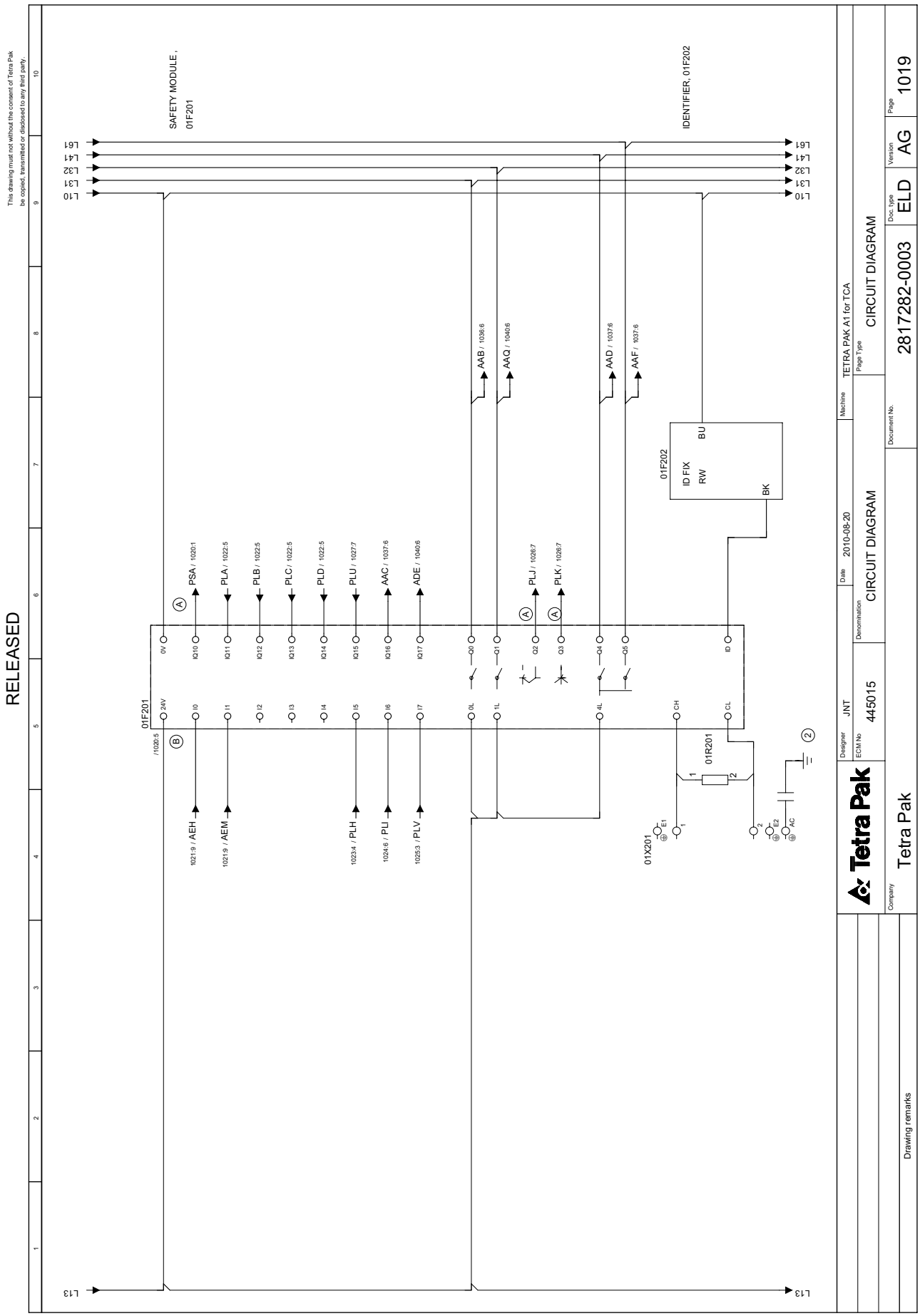
RELEASED
This drawing must not without the consent of Tetra Pak be copied, transmitted or disclosed to any third party.
SAFETY MODULE , 01F201
IDENTIFIER, 01F202
L61
L41
L32
L31
L10
L13
01F201
01F202
ID FIX
RW
BU
BK
PSA / 1020:1
PLA / 1022:5
PLB / 1022:5
PLC / 1022:5
PLD / 1022:5
PLU / 1027:7
AAC / 1037:6
ADE / 1040:6
PLJ / 1026:7
PLK / 1026:7
AAB / 1036:6
AAQ / 1040:6
AAD / 1037:6
AAF / 1037:6
1021:9 / AEH
1021:9 / AEM
1023:4 / PLH
1024:6 / PLI
1025:3 / PLV
01R201
01X201
Tetra Pak
Designer JNT
ECM No 445015
Denomination CIRCUIT DIAGRAM
Date 2010-08-20
Machine TETRA PAK A1 for TCA
Page Type CIRCUIT DIAGRAM
Document No. 2817282-0003
Doc. type ELD
Version AG
Page 1019
Company Tetra Pak
Drawing remarks

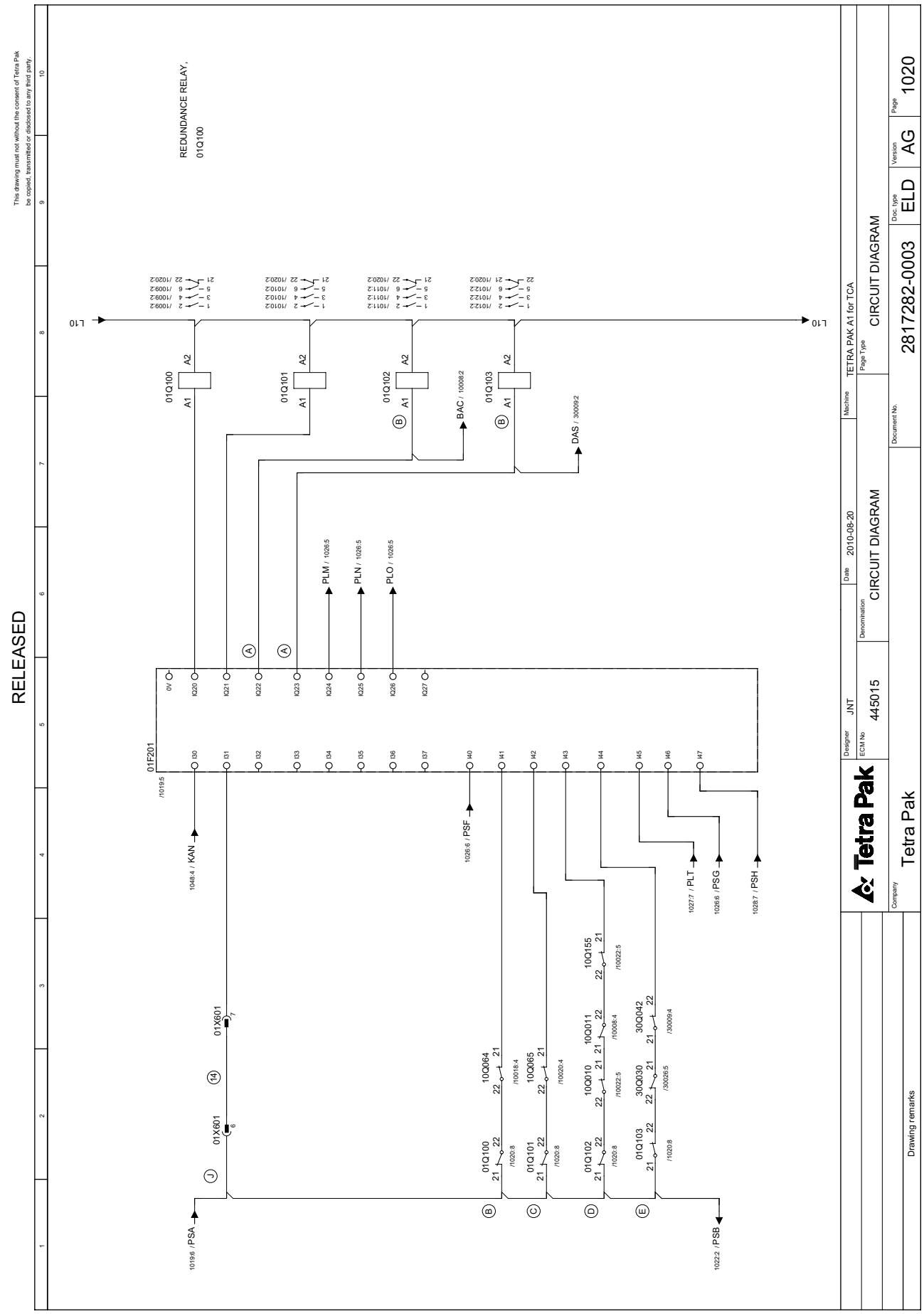
RELEASED
This drawing must not without the consent of Tetra Pak be copied, transmitted or disclosed to any third party.
REDUNDANCE RELAY,
01Q100
L10
01Q100
01Q101
01Q102
01Q103
A1
A2
BAC / 10008:2
DAS / 30009:2
PLM / 1026:5
PLN / 1026:5
PLO / 1026:5
01F201
/10195
0V
I20
I21
I22
I23
I24
I25
I26
I27
I30
I31
I32
I33
I34
I35
I36
I37
I40
I41
I42
I43
I44
I45
I46
I47
1048:4 / KAN
1026:6 / PSF
1027:7 / PLT
1026:6 / PSG
1028:7 / PSH
10196 / PSA
1022:2 / PSB
01X601
10Q064
10Q065
10Q010
10Q011
10Q155
30Q030
30Q042
Designer
JNT
ECM No
445015
Denomination
CIRCUIT DIAGRAM
Date
2010-08-20
Machine
TETRA PAK A1 for TCA
Page Type
CIRCUIT DIAGRAM
Document No.
2817282-0003
Doc. type
ELD
Version
AG
Page
1020
Company
Tetra Pak
Drawing remarks

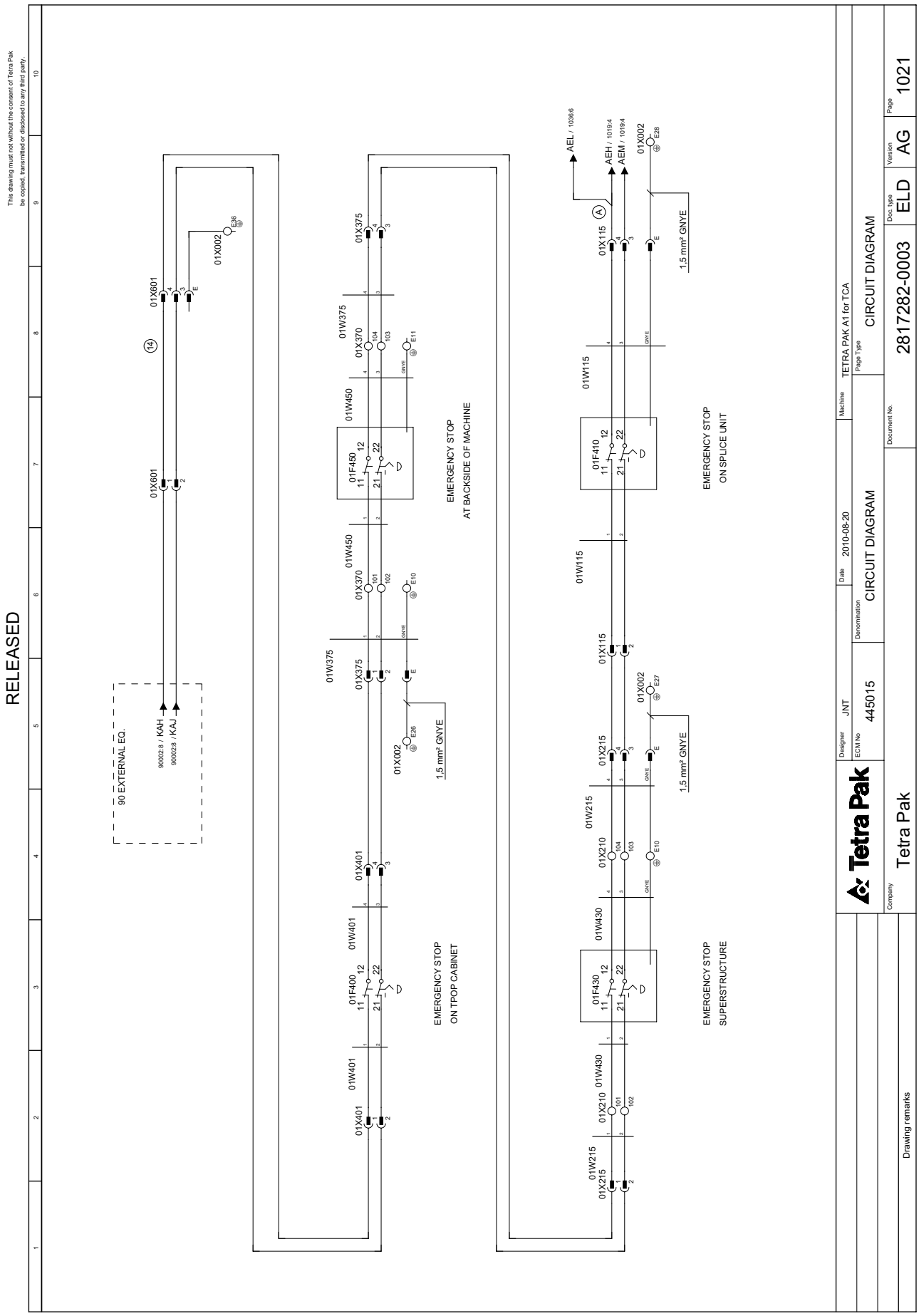
RELEASED
This drawing must not without the consent of Tetra Pak be copied, transmitted or disclosed to any third party.
90 EXTERNAL EQ.
90002:8 / KAH
90002:8 / KAJ
01X601
01X002
01X401
01W401
01F400
01X210
01W430
01W215
01X215
01X375
01W375
01X370
01W450
01F450
01X115
01W115
01F410
AEL / 1036:6
AEH / 1019:4
AEM / 1019:4
EMERGENCY STOP ON TPOP CABINET
EMERGENCY STOP AT BACKSIDE OF MACHINE
EMERGENCY STOP SUPERSTRUCTURE
EMERGENCY STOP ON SPLICE UNIT
1,5 mm² GNYE
Tetra Pak
Designer JNT
Date 2010-08-20
Machine TETRA PAK A1 for TCA
ECM No 445015
Denomination CIRCUIT DIAGRAM
Page Type CIRCUIT DIAGRAM
Company Tetra Pak
Document No. 2817282-0003
Doc. type ELD
Version AG
Page 1021
Drawing remarks

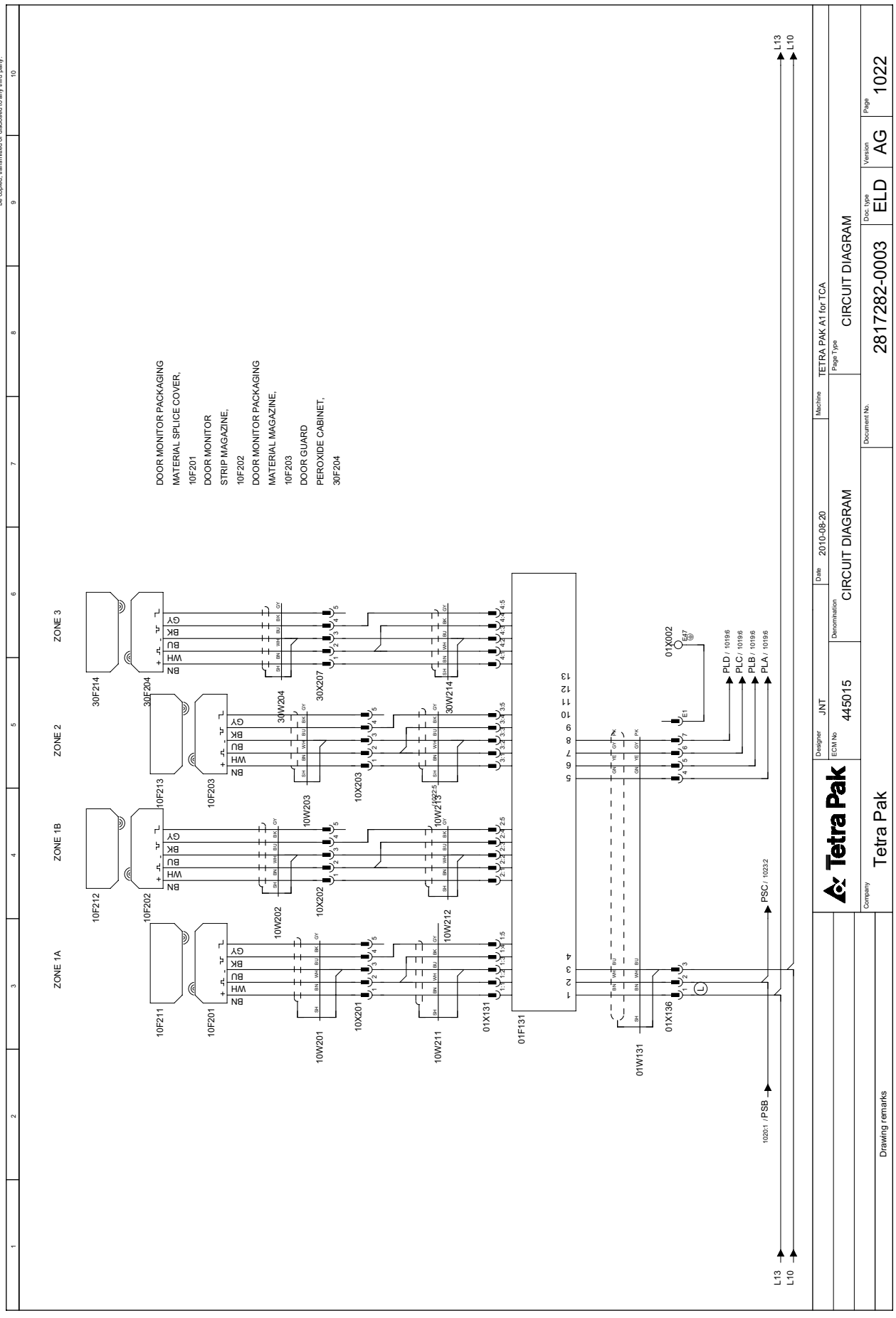
RELEASED
This drawing must not without the consent of Tetra Pak be copied, transmitted or disclosed to any third party.
DOOR MONITOR PACKAGING
MATERIAL SPLICE COVER,
10F201
DOOR MONITOR
STRIP MAGAZINE,
10F202
DOOR MONITOR PACKAGING
MATERIAL MAGAZINE,
10F203
DOOR GUARD
PEROXIDE CABINET,
30F204
ZONE 1A
ZONE 1B
ZONE 2
ZONE 3
10F211
10F201
10F212
10F202
10F213
10F203
30F214
30F204
10W201
10W202
10W203
10W204
10W211
10W212
10W213
10W214
30W204
30W214
10X201
10X202
10X203
30X207
01X131
01F131
01W131
01X136
01X002
PLD / 10196
PLC / 10196
PLB / 10196
PLA / 10196
PSC / 1023:2
1020:1 / PSB
L13
L10
Tetra Pak
Designer JNT
ECM No 445015
Denomination CIRCUIT DIAGRAM
Date 2010-08-20
Machine TETRA PAK A1 for TCA
Page Type CIRCUIT DIAGRAM
Document No. 2817282-0003
Doc. type ELD
Version AG
Page 1022
Company Tetra Pak
Drawing remarks

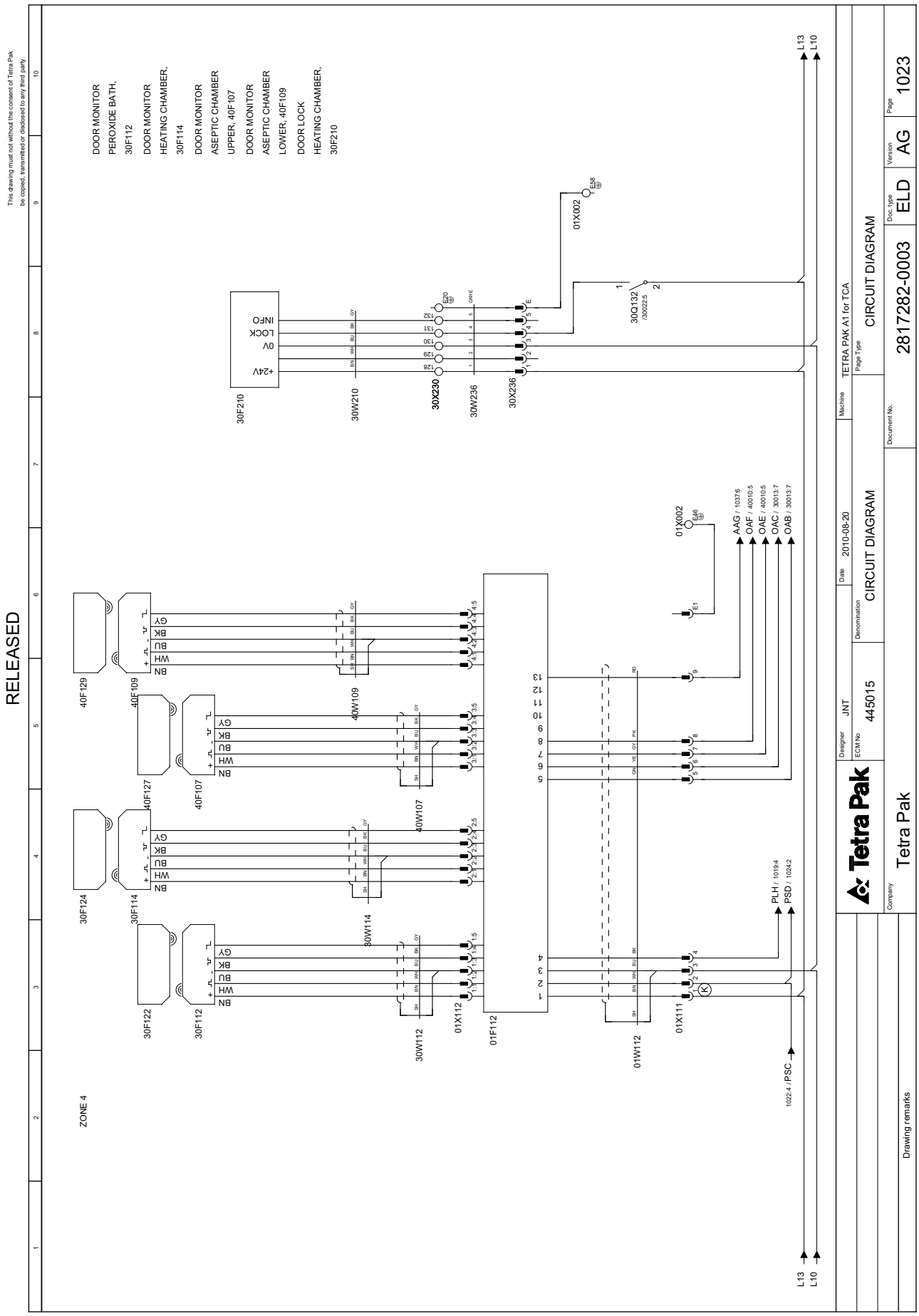
RELEASED
This drawing must not without the consent of Tetra Pak be copied, transmitted or disclosed to any third party.
DOOR MONITOR PEROXIDE BATH, 30F112
DOOR MONITOR HEATING CHAMBER, 30F114
DOOR MONITOR ASEPTIC CHAMBER UPPER, 40F107
DOOR MONITOR ASEPTIC CHAMBER LOWER, 40F109
DOOR LOCK HEATING CHAMBER, 30F210
30F210
+24V
0V
LOCK
INFO
30W210
30X230
30W236
30X236
01X002
30Q132
/30022:5
L13
L10
40F129
40F109
40F124
40F114
40F127
40F107
30F122
30F112
40W109
40W107
30W114
30W112
01X112
01F112
01W112
01X111
01X002
AAG / 10037:6
OAF / 40010:5
OAE / 40010:5
OAC / 30013:7
OAB / 30013:7
PLH / 10194
PSD / 10242
1022:4 / PSC
ZONE 4
Tetra Pak
Designer JNT
ECM No 445015
Denomination CIRCUIT DIAGRAM
Date 2010-08-20
Machine TETRA PAK A1 for TCA
Page Type CIRCUIT DIAGRAM
Document No. 2817282-0003
Doc. type ELD
Version AG
Page 1023
Company Tetra Pak
Drawing remarks

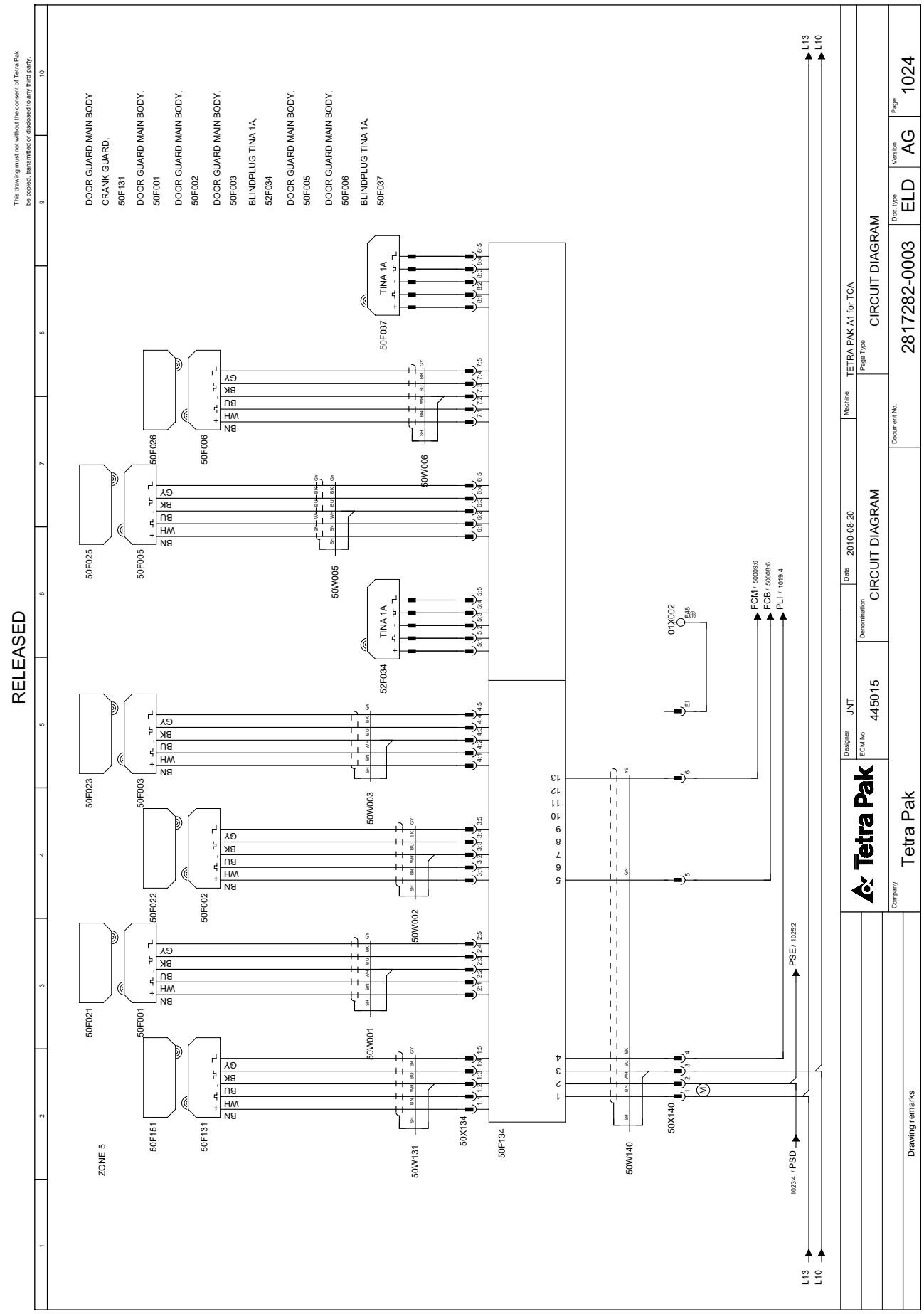
RELEASED
This drawing must not without the consent of Tetra Pak be copied, transmitted or disclosed to any third party.
DOOR GUARD MAIN BODY
CRANK GUARD,
50F131
DOOR GUARD MAIN BODY,
50F001
DOOR GUARD MAIN BODY,
50F002
DOOR GUARD MAIN BODY,
50F003
BLINDPLUG TINA 1A,
52F034
DOOR GUARD MAIN BODY,
50F005
DOOR GUARD MAIN BODY,
50F006
BLINDPLUG TINA 1A,
50F037
ZONE 5
50F151
50F131
50F021
50F001
50F023
50F003
50F025
50F005
50F022
50F002
50F026
50F006
50W131
50W001
50W003
50W005
50W002
50W006
50X134
50F134
50W140
50X140
52F034
TINA 1A
50F037
TINA 1A
01X002
E1
E48
FCM / 50009:6
FCB / 50008:6
PLI / 1019:4
PSE / 1025:2
1023:4 / PSD
L13
L10
Tetra Pak
Designer JNT
Date 2010-08-20
Machine TETRA PAK A1 for TCA
ECM No 445015
Denomination CIRCUIT DIAGRAM
Page Type CIRCUIT DIAGRAM
Company Tetra Pak
Drawing remarks
Document No. 2817282-0003
Doc. type ELD
Version AG
Page 1024


RELEASED
This drawing must not without the consent of Tetra Pak be copied, transmitted or disclosed to any third party.
01X002
E49
E1
5
L13
L10
60X210
1
2
3
4
PLV / 1019:4
PSN / 1026:2
1024:3 / PSE
L13
L10
Tetra Pak
Designer JNT
Date 2010-08-20
Machine TETRA PAK A1 for TCA
ECM No 445015
Denomination CIRCUIT DIAGRAM
Page Type CIRCUIT DIAGRAM
Company Tetra Pak
Document No. 2817282-0003
Doc. type ELD
Version AG
Page 1025
Drawing remarks

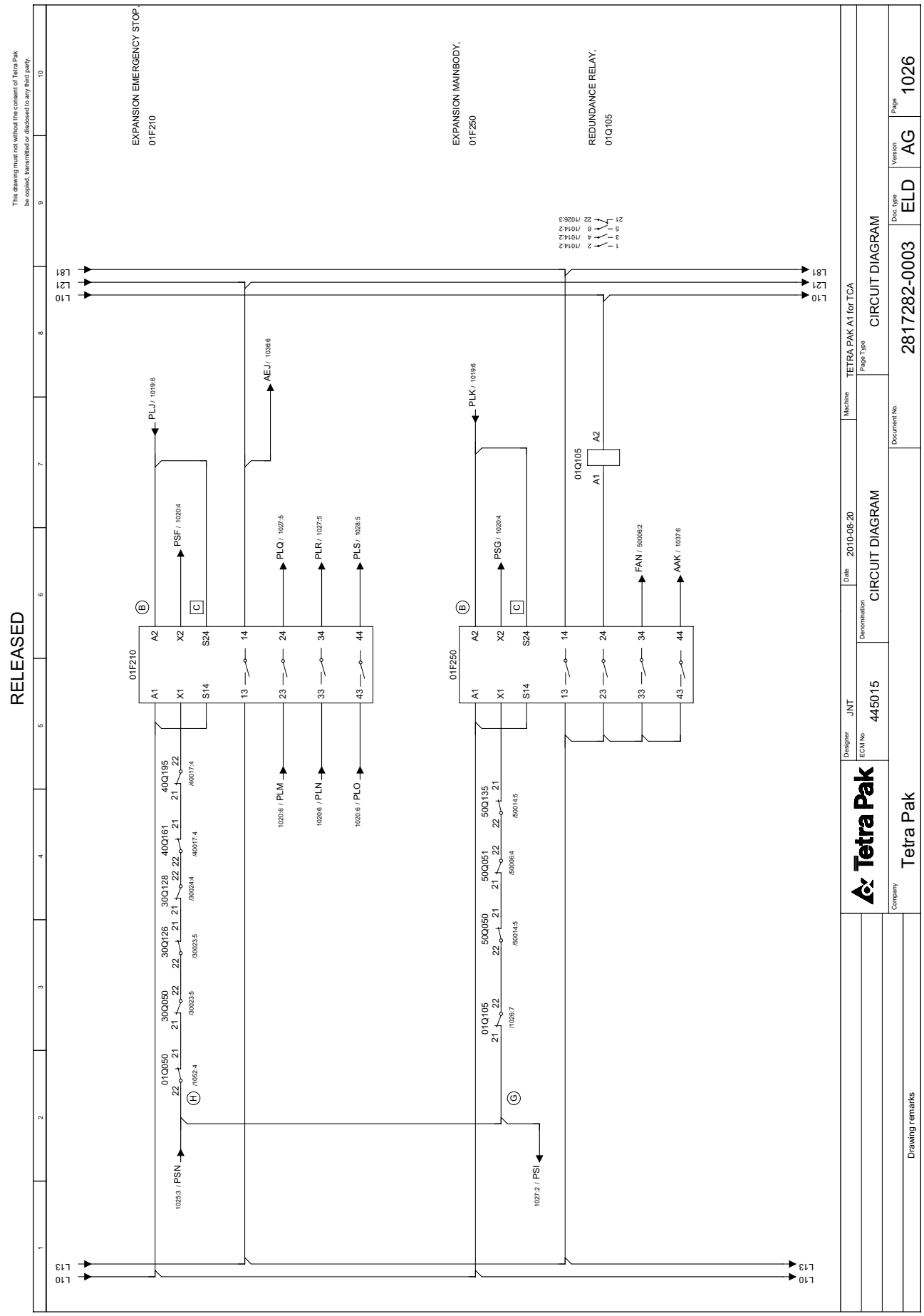
RELEASED
This drawing must not without the consent of Tetra Pak be copied, transmitted or disclosed to any third party.
EXPANSION EMERGENCY STOP, 01F210
EXPANSION MAINBODY, 01F250
REDUNDANCE RELAY, 01Q105
L81
L21
L10
L13
01F210
01F250
01Q105
PLJ / 1019:6
AEJ / 1036:6
PSF / 1020:4
PLQ / 1027:5
PLR / 1027:5
PLS / 1028:5
PLK / 1019:6
PSG / 1020:4
FAN / 50006:2
AAK / 1037:6
01Q050
30Q050
30Q126
30Q128
40Q161
40Q195
50Q135
50Q051
50Q050
1025:3 / PSN
1027:2 / PSI
1020:6 / PLM
1020:6 / PLN
1020:6 / PLO
Designer JNT
ECM No 445015
Denomination CIRCUIT DIAGRAM
Date 2010-08-20
Machine TETRA PAK A1 for TCA
Page Type CIRCUIT DIAGRAM
Document No. 2817282-0003
Doc. type ELD
Version AG
Page 1026
Company Tetra Pak
Drawing remarks

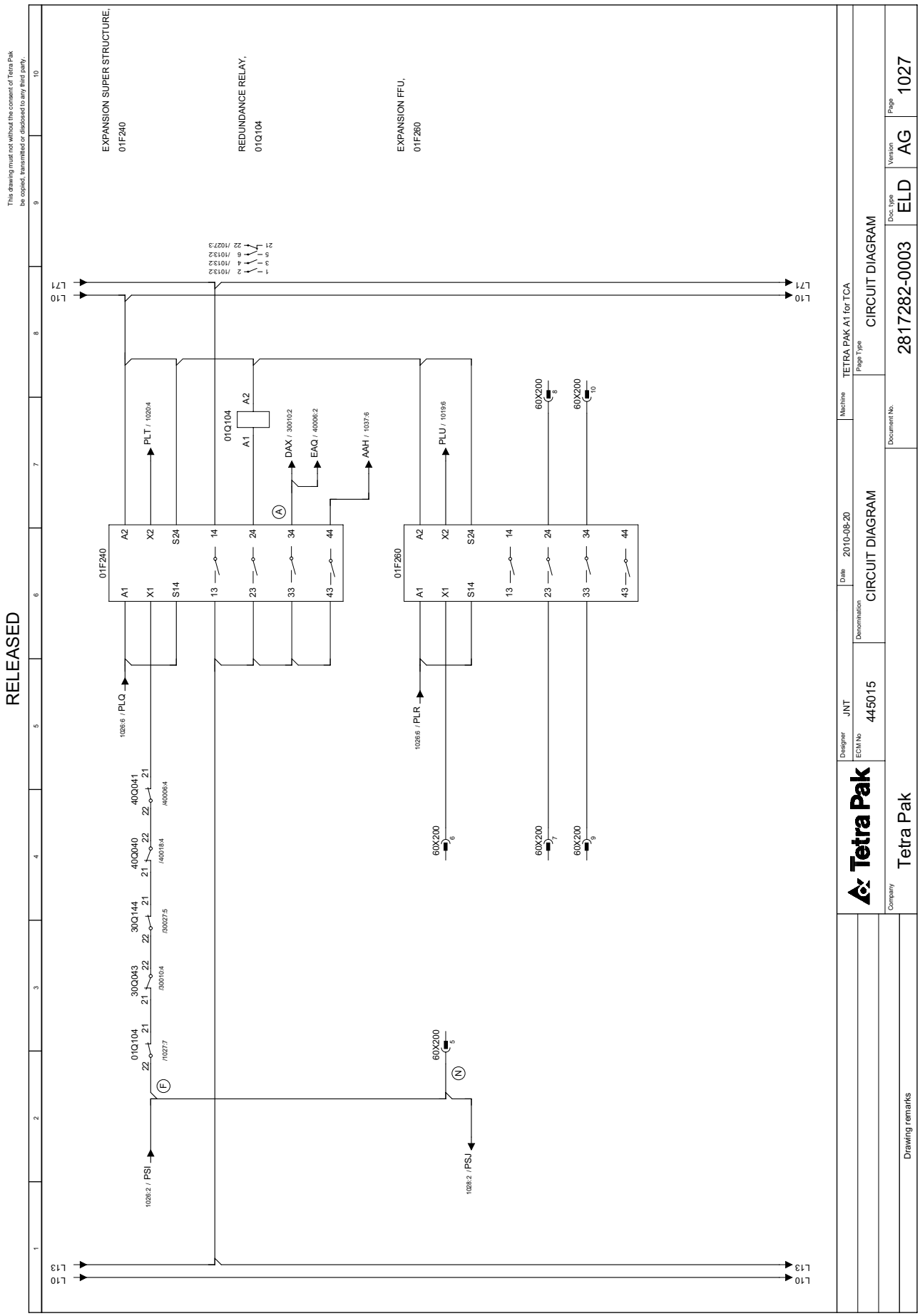
RELEASED
This drawing must not without the consent of Tetra Pak be copied, transmitted or disclosed to any third party.
EXPANSION SUPER STRUCTURE, 01F240
REDUNDANCE RELAY, 01Q104
EXPANSION FFU, 01F260
L71
L10
L13
01F240
01F260
01Q104
PLT / 10204
PLU / 10196
DAX / 30010:2
EAQ / 40006:2
AAH / 1037:6
PLQ / 1026:6
PLR / 1026:6
PSI / 1026:2
PSJ / 1026:2
60X200
40Q041
40Q040
30Q144
30Q043
Tetra Pak
Designer JNT
ECM No 445015
Date 2010-08-20
Denomination CIRCUIT DIAGRAM
Machine TETRA PAK A1 for TCA
Page Type CIRCUIT DIAGRAM
Document No. 2817282-0003
Doc. type ELD
Version AG
Page 1027
Company Tetra Pak
Drawing remarks

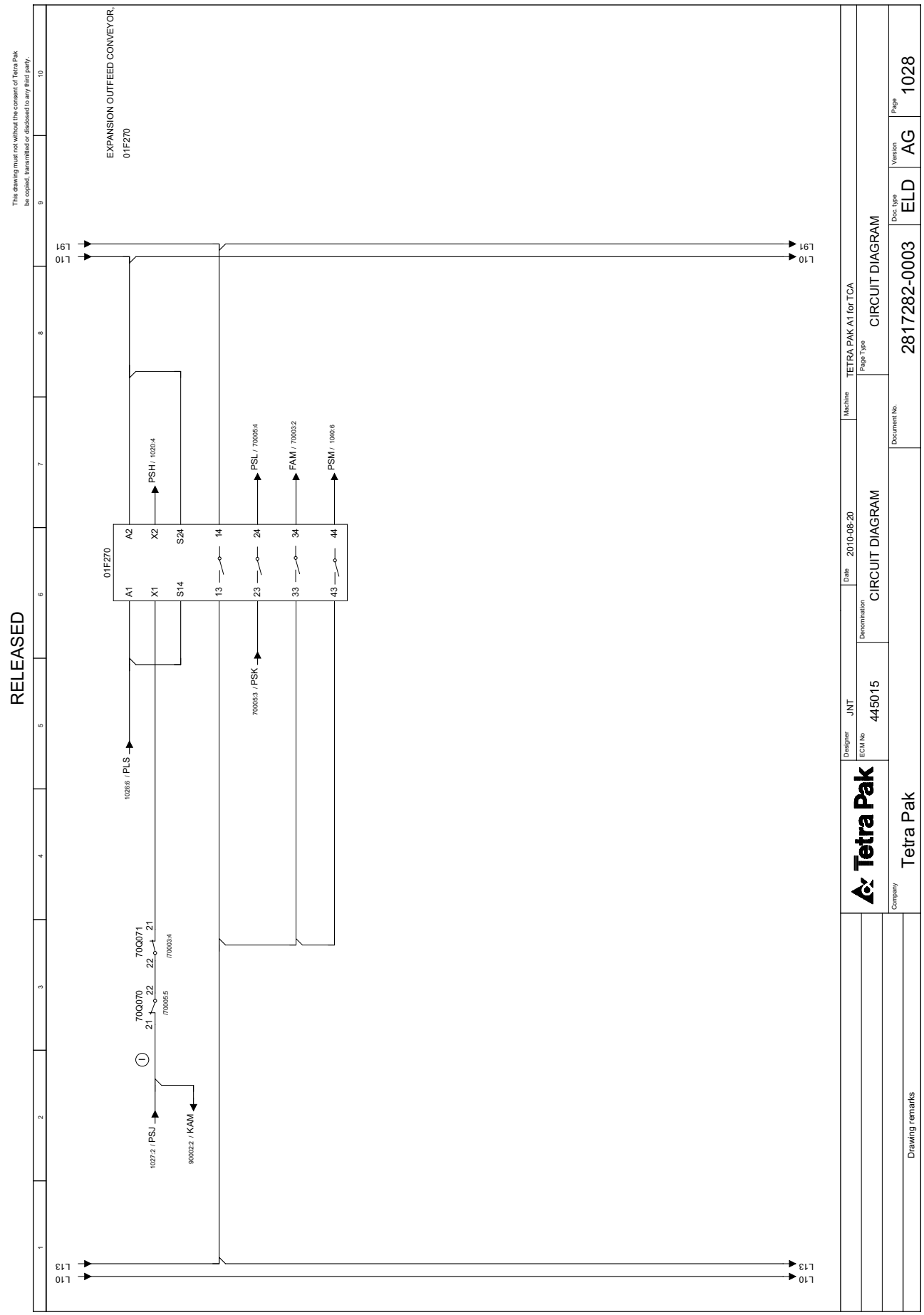
RELEASED
This drawing must not without the consent of Tetra Pak be copied, transmitted or disclosed to any third party.
EXPANSION OUTFEED CONVEYOR,
01F270
L91
L10
L13
01F270
A1
A2
X1
X2
S14
S24
13
14
23
24
33
34
43
44
PSH / 1020:4
PSL / 70005:4
FAM / 70003:2
PSM / 1040:6
70005:3 / PSK
10265 / PLS
70Q071
21
22
70003:4
70Q070
21
22
70005:5
1027:2 / PSJ
900222 / KAM
Designer JNT
ECM No 445015
Denomination CIRCUIT DIAGRAM
Date 2010-08-20
Machine TETRA PAK A1 for TCA
Page Type CIRCUIT DIAGRAM
Document No. 2817282-0003
Doc. type ELD
Version AG
Page 1028
Company Tetra Pak
Drawing remarks


RELEASED
This drawing must not without the consent of Tetra Pak be copied, transmitted or disclosed to any third party.
10 ASU
100/12:7 / BCA
01K103
/1030:7
LOCAL 3
D.I.
DI:01K103:GND-0
DESIGN SENSOR SPLICE, 10B026
SPARE
SPARE
RESERVED
SPARE
SPARE
SPARE
SPARE
L10
L11
Tetra Pak
Designer JNT
ECM No 445015
Denomination CIRCUIT DIAGRAM
Date 2010-08-20
Machine TETRA PAK A1 for TCA
Page Type CIRCUIT DIAGRAM
Company Tetra Pak
Drawing remarks
Document No. 2817282-0003
Doc. type ELD
Version AG
Page 1029

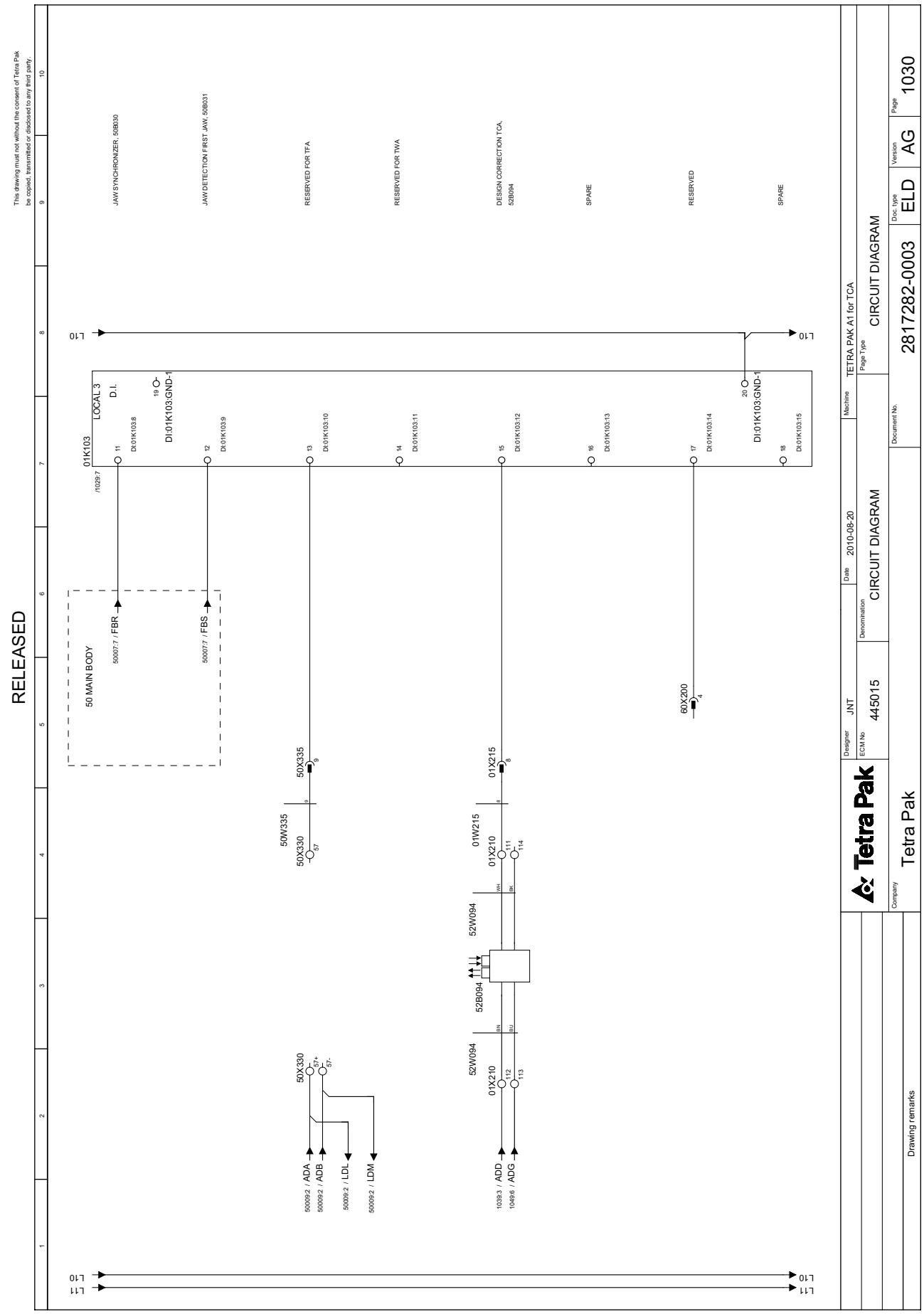
RELEASED
This drawing must not without the consent of Tetra Pak be copied, transmitted or disclosed to any third party.
50 MAIN BODY
01K103
LOCAL 3
D.I.
JAW SYNCHRONIZER, 50B030
JAW DETECTION FIRST JAW, 50B031
RESERVED FOR TFA
RESERVED FOR TWA
DESIGN CORRECTION TCA, 52B094
SPARE
RESERVED
SPARE
DI:01K103:GND-1
50007:7 / FBR
50007:7 / FBS
50X335
50W335
50X330
01X215
01W215
01X210
52W094
52B094
60X200
50X330
50009:2 / ADA
50009:2 / ADB
50009:2 / LDL
50009:2 / LDM
1039:3 / ADD
10496 / ADG
L10
L11
Designer JNT
ECM No 445015
Denomination CIRCUIT DIAGRAM
Date 2010-08-20
Machine TETRA PAK A1 for TCA
Page Type CIRCUIT DIAGRAM
Document No. 2817282-0003
Doc. type ELD
Version AG
Page 1030
Company Tetra Pak
Drawing remarks

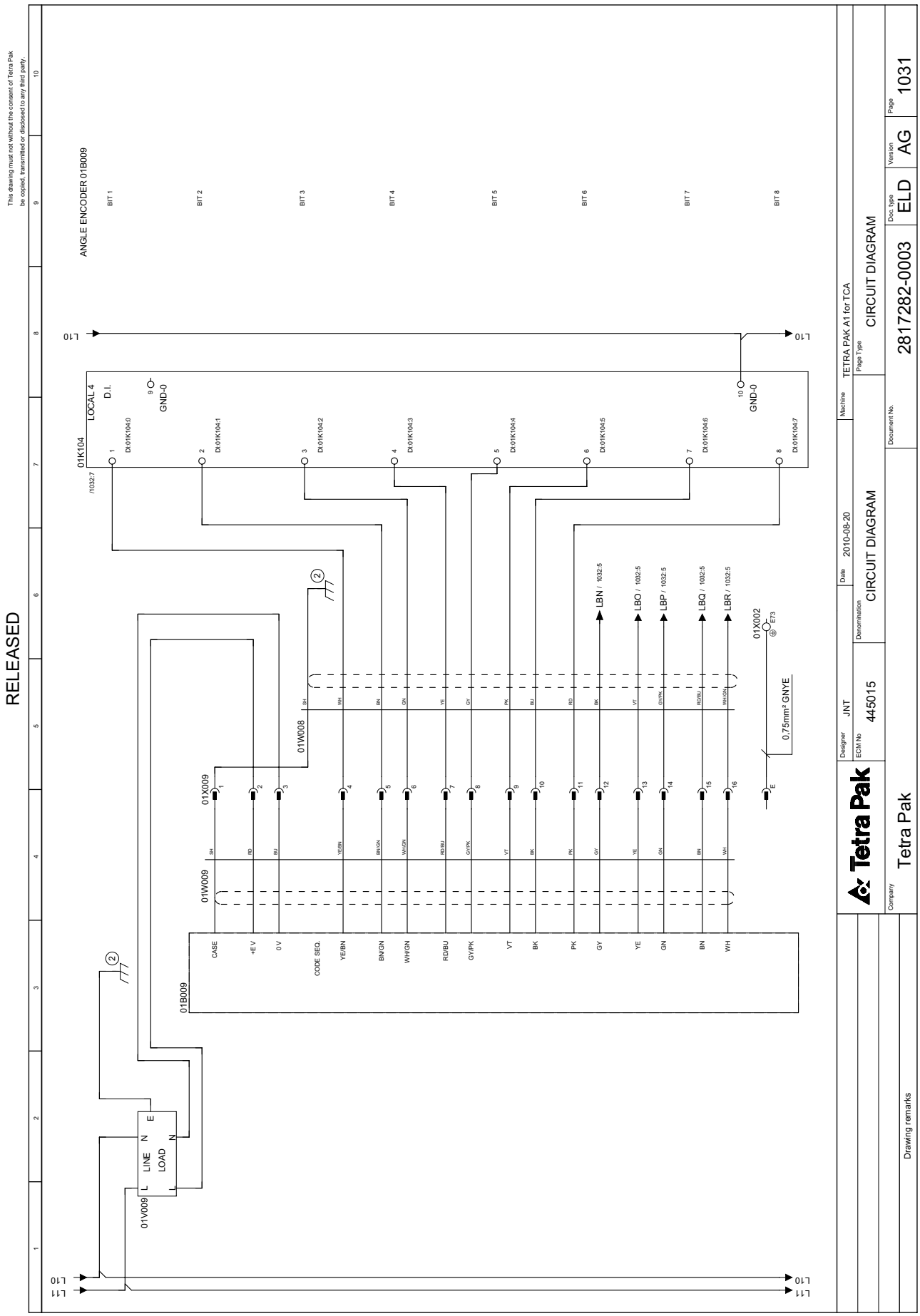
RELEASED
This drawing must not without the consent of Tetra Pak be copied, transmitted or disclosed to any third party.
ANGLE ENCODER 01B009
BIT 1
BIT 2
BIT 3
BIT 4
BIT 5
BIT 6
BIT 7
BIT 8
L10
L11
01K104
LOCAL 4
D.I.
GND-0
DI01K1040
DI01K1041
DI01K1042
DI01K1043
DI01K1044
DI01K1045
DI01K1046
DI01K1047
/1032:7
01W008
01W009
01X009
01B009
01X002
E73
0,75mm² GNYE
CASE
+E V
0 V
CODE SEQ.
YE/BN
BN/GN
WH/GN
RD/BU
GY/PK
VT
BK
PK
GY
YE
GN
BN
WH
LBN / 1032:5
LBO / 1032:5
LBP / 1032:5
LBQ / 1032:5
LBR / 1032:5
01V009
LINE
LOAD
Tetra Pak
Designer JNT
Date 2010-08-20
Machine TETRA PAK A1 for TCA
ECM No 445015
Denomination CIRCUIT DIAGRAM
Page Type CIRCUIT DIAGRAM
Company Tetra Pak
Drawing remarks
Document No. 2817282-0003
Doc. type ELD
Version AG
Page 1031


RELEASED
This drawing must not without the consent of Tetra Pak be copied, transmitted or disclosed to any third party.
ANGLE ENCODER 01B009
BIT 9
BIT 10
BIT 11
BIT 12
BIT 13
RESERVED
RESERVED
RESERVED
L10
L11
01K104
LOCAL 4
D.I.
/1031.7
GND-1
1031.6 / LBN
1031.6 / LBO
1031.6 / LBP
1031.6 / LBQ
1031.6 / LBR
Designer JNT
Date 2010-08-20
Machine TETRA PAK A1 for TCA
ECM No 445015
Denomination CIRCUIT DIAGRAM
Page Type CIRCUIT DIAGRAM
Company Tetra Pak
Drawing remarks
Document No. 2817282-0003
Doc. type ELD
Version AG
Page 1032


RELEASED
This drawing must not without the consent of Tetra Pak be copied, transmitted or disclosed to any third party.
01K105
LOCAL 5
D.O.
/1034:1
L12
L10
DC-0(+)
RTN OUT-0
BEA / 10007:3
BEB / 10007:3
BEC / 10007:3
10 ASU
BDC / 10006:6
BAD / 10004:3
50 MAIN BODY
FAQ / 50005:5
FAR / 50005:10
DO:01K105:0
DO:01K105:1
DO:01K105:2
DO:01K105:3
DO:01K105:4
DO:01K105:5
DO:01K105:6
DO:01K105:7
LOOP MOTOR ENABLE, 10T010
LOOP MOTOR DECREASE SPEED, 10T010
LOOP MOTOR INCREASE SPEED, 10T010
PULSE SA H, 100155:208
PACKAGING MATERIAL SPLICE ELEMENT ASU, 10Q030
SPARE
PULSE TS-SEALING SIDE 1 50G135:208
PULSE TS-SEALING SIDE 2 52G145:208
Tetra Pak
Designer JNT
Date 2010-08-20
Machine TETRA PAK A1 for TCA
ECM No 445015
Denomination CIRCUIT DIAGRAM
Page Type CIRCUIT DIAGRAM
Company Tetra Pak
Document No. 2817282-0003
Doc. type ELD
Version AG
Page 1033
Drawing remarks

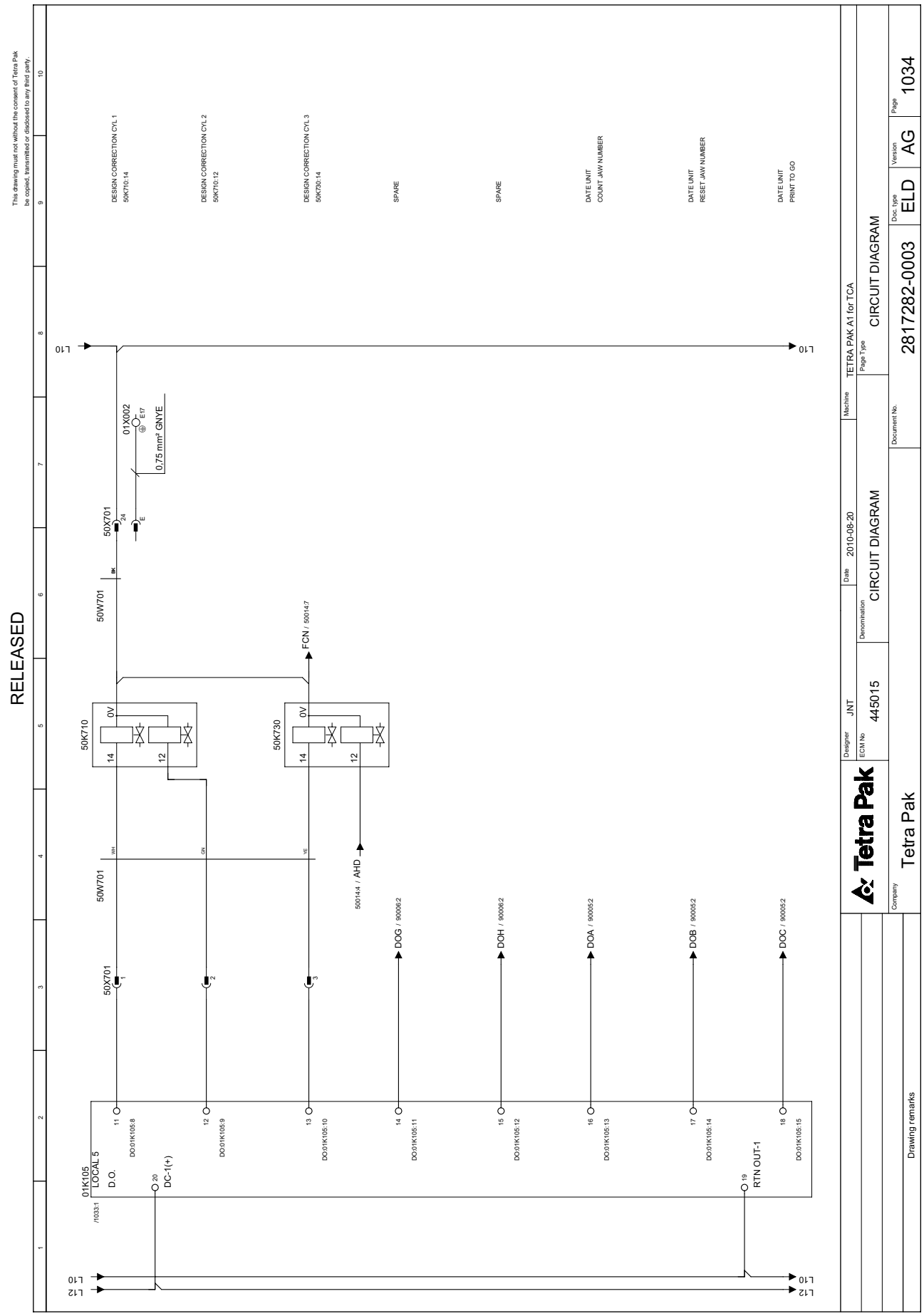
RELEASED
This drawing must not without the consent of Tetra Pak be copied, transmitted or disclosed to any third party.
DESIGN CORRECTION CYL 1
50K710:14
DESIGN CORRECTION CYL 2
50K710:12
DESIGN CORRECTION CYL 3
50K730:14
SPARE
SPARE
DATE UNIT
COUNT JAW NUMBER
DATE UNIT
RESET JAW NUMBER
DATE UNIT
PRINT TO GO
L10
01X002
0,75 mm² GNYE
50X701
50W701
FCN / 50014:7
50K710
50K730
0V
14
12
50014:4 / AHD
DOG / 90006:2
DOH / 90006:2
DOA / 90005:2
DOB / 90005:2
DOC / 90005:2
01K105
/1033:1
LOCAL 5
D.O.
DC-1(+)
RTN OUT-1
DO:01K105:8
DO:01K105:9
DO:01K105:10
DO:01K105:11
DO:01K105:12
DO:01K105:13
DO:01K105:14
DO:01K105:15
L12
Tetra Pak
Designer JNT
ECM No 445015
Denomination CIRCUIT DIAGRAM
Date 2010-08-20
Machine TETRA PAK A1 for TCA
Page Type CIRCUIT DIAGRAM
Company Tetra Pak
Drawing remarks
Document No. 2817282-0003
Doc. type ELD
Version AG
Page 1034

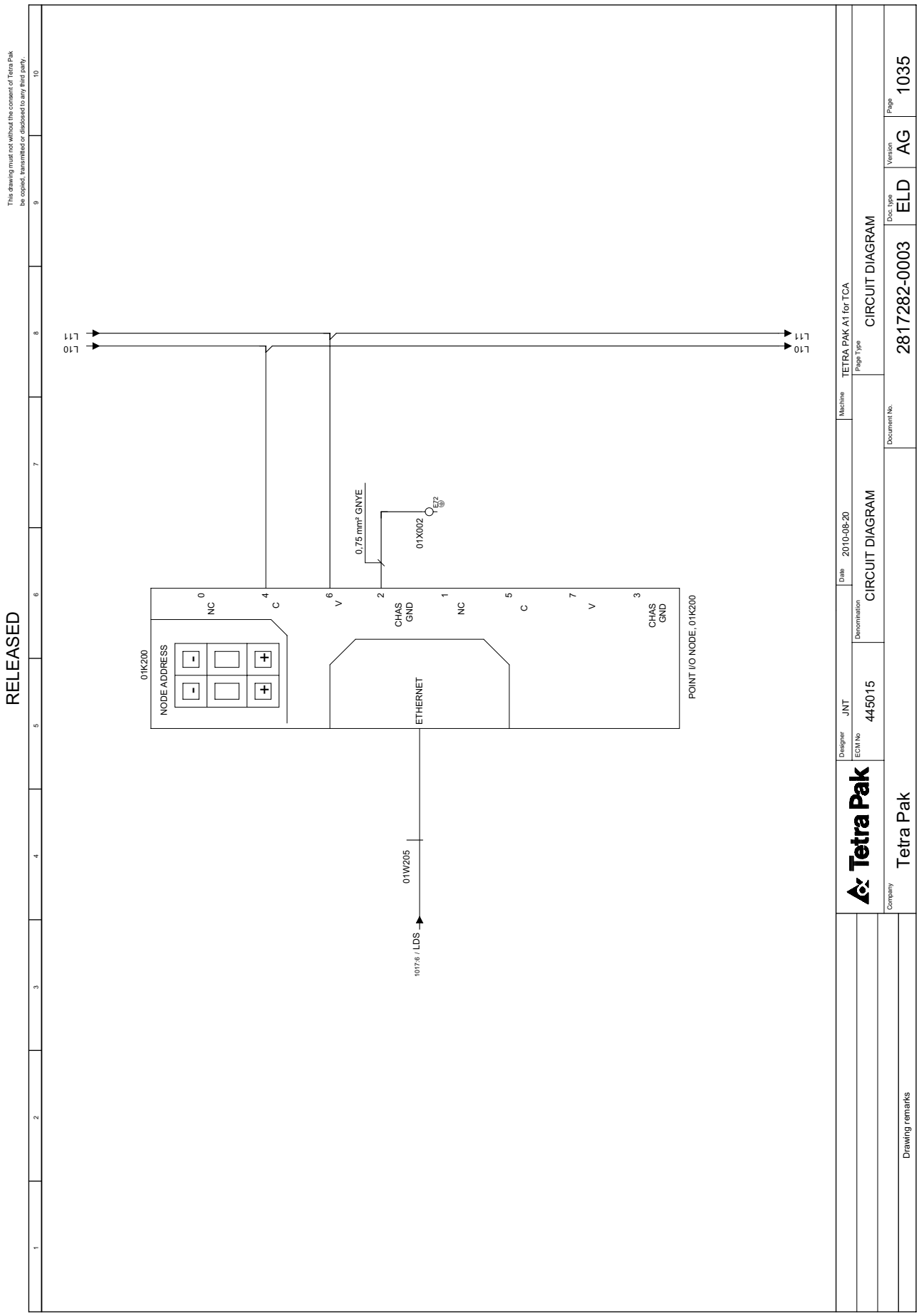
RELEASED
This drawing must not without the consent of Tetra Pak be copied, transmitted or disclosed to any third party.
L10
L11
0,75 mm² GNYE
01X002
E72
01K200
NODE ADDRESS
NC
C
V
CHAS GND
ETHERNET
POINT I/O NODE; 01K200
01W205
1017:6 / LDS
Tetra Pak
Designer JNT
ECM No 445015
Date 2010-08-20
Denomination CIRCUIT DIAGRAM
Machine TETRA PAK A1 for TCA
Page Type CIRCUIT DIAGRAM
Document No. 2817282-0003
Doc. type ELD
Version AG
Page 1035
Company Tetra Pak
Drawing remarks

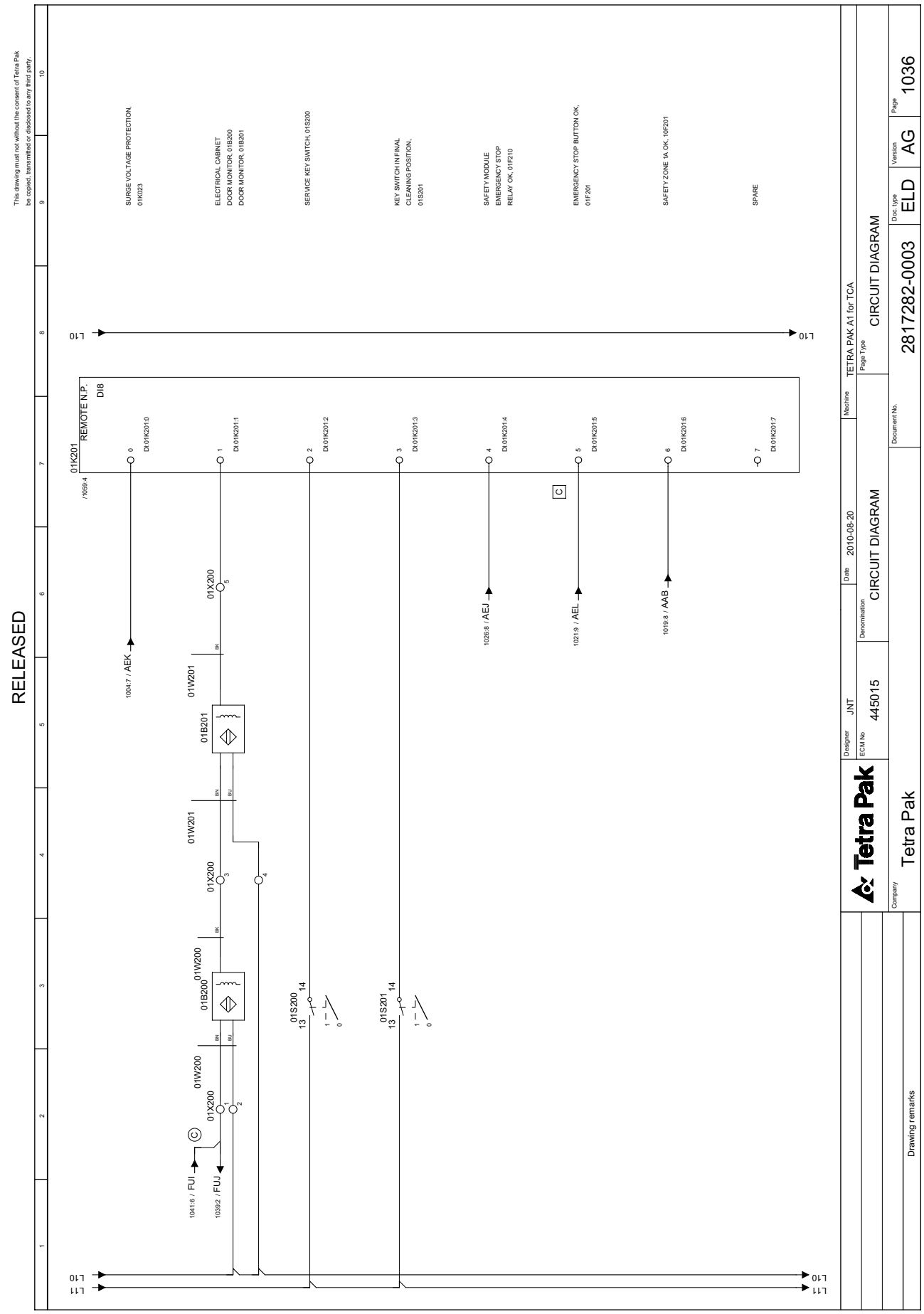
RELEASED
This drawing must not without the consent of Tetra Pak be copied, transmitted or disclosed to any third party.
SURGE VOLTAGE PROTECTION, 01K023
ELECTRICAL CABINET DOOR MONITOR, 01B200 DOOR MONITOR, 01B201
SERVICE KEY SWITCH, 01S200
KEY SWITCH IN FINAL CLEANING POSITION, 01S201
SAFETY MODULE EMERGENCY STOP RELAY OK, 01F210
EMERGENCY STOP BUTTON OK, 01F201
SAFETY ZONE 1A OK, 10F201
SPARE
01K201
REMOTE N.P.
DI8
/1059:4
DI:01K201:0
DI:01K201:1
DI:01K201:2
DI:01K201:3
DI:01K201:4
DI:01K201:5
DI:01K201:6
DI:01K201:7
L10
L11
1004:7 / AEK
1026:8 / AEJ
1021:9 / AEL
1019:8 / AAB
1041:6 / FUI
1039:2 / FUJ
01X200
01W200
01B200
01W201
01B201
01S200
01S201
Designer JNT
ECM No 445015
Denomination CIRCUIT DIAGRAM
Date 2010-08-20
Machine TETRA PAK A1 for TCA
Page Type CIRCUIT DIAGRAM
Document No. 2817282-0003
Doc. type ELD
Version AG
Page 1036
Company Tetra Pak
Drawing remarks


RELEASED
This drawing must not without the consent of Tetra Pak be copied, transmitted or disclosed to any third party.
L10
L11
01K202
REMOTE N.P.
DI8
/1059.4
SAFETY ZONE 2 DOORS OK.
01F201
SAFETY MODULE ASU
RELAY OK
ZONE 2, 01F201
SAFETY MODULE
PEROXIDE BUFFER
RELAY OK
ZONE 3, 01F201
SPARE
SAFETY MODULE
SUPERSTRUCTURE
RELAY RESETTED
ZONE 4, 01F240
SAFETY MODULE
SUPERSTRUCTURE
CLOSED DOORS
ZONE 4, 01F112
SAFETY MODULE
MAIN BODY
RELAY RESETTED
ZONE 5, 01F250
RESERVED TWA
DI:01K202:0
DI:01K202:1
DI:01K202:2
DI:01K202:3
DI:01K202:4
DI:01K202:5
DI:01K202:6
DI:01K202:7
1019:6 / AAC
1019:8 / AAD
1019:8 / AAF
1027:7 / AAH
1023:6 / AAG
1026:6 / AAK
Designer JNT
Date 2010-08-20
Machine TETRA PAK A1 for TCA
ECM No 445015
Denomination CIRCUIT DIAGRAM
Page Type CIRCUIT DIAGRAM
Company Tetra Pak
Document No. 2817282-0003
Doc. type ELD
Version AG
Page 1037
Drawing remarks


RELEASED
This drawing must not without the consent of Tetra Pak be copied, transmitted or disclosed to any third party.
L10
L11
01K203
/1059:4
REMOTE N.P.
DI8
-O 0
DI:01K203:0
SPARE
-O 1
DI:01K203:1
SPARE
-O 2
DI:01K203:2
SPARE
-O 3
DI:01K203:3
SPARE
-O 4
DI:01K203:4
SPARE
-O 5
DI:01K203:5
SPARE
-O 6
DI:01K203:6
SPARE
-O 7
DI:01K203:7
SPARE
Tetra Pak
Designer JNT
ECM No 445015
Denomination CIRCUIT DIAGRAM
Date 2010-08-20
Machine TETRA PAK A1 for TCA
Page Type CIRCUIT DIAGRAM
Company Tetra Pak
Drawing remarks
Document No. 2817282-0003
Doc. type ELD
Version AG
Page 1038

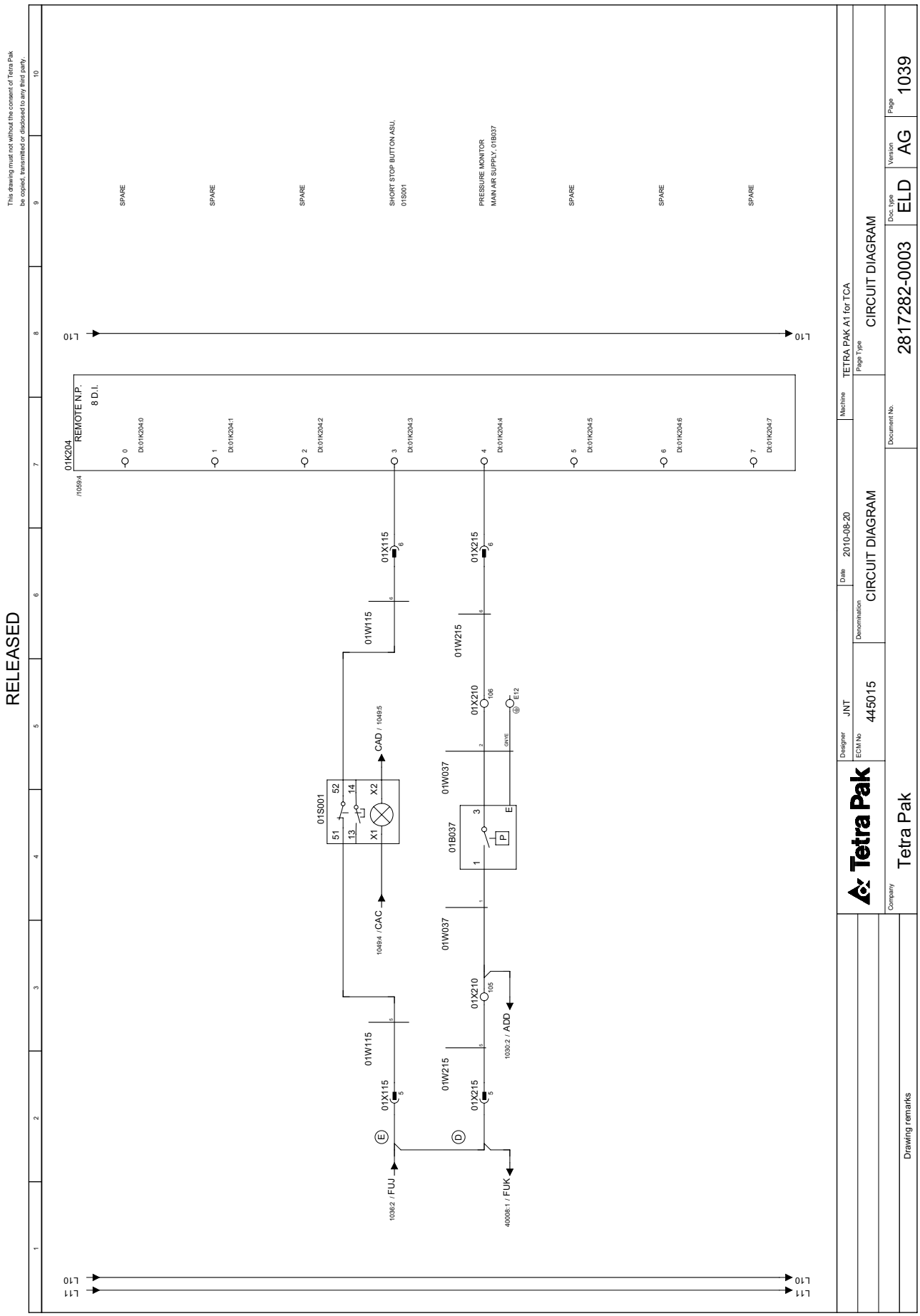
RELEASED
This drawing must not without the consent of Tetra Pak be copied, transmitted or disclosed to any third party.
01K204
REMOTE N.P. 8 D.I.
SPARE
SHORT STOP BUTTON ASU. 01S001
PRESSURE MONITOR MAIN AIR SUPPLY, 01B037
01S001
01B037
01X115
01X215
01X210
01W115
01W215
01W037
CAD / 1049:5
1049:4 /CAC
1036:2 / FUJ
1030:2 / ADD
40008:1 / FUK
Tetra Pak
Designer JNT
Date 2010-08-20
Machine TETRA PAK A1 for TCA
ECM No 445015
Denomination CIRCUIT DIAGRAM
Page Type CIRCUIT DIAGRAM
Company Tetra Pak
Drawing remarks
Document No. 2817282-0003
Doc. type ELD
Version AG
Page 1039


RELEASED
This drawing must not without the consent of Tetra Pak be copied, transmitted or disclosed to any third party.
L11
L10
01K205
REMOTE N.P.
8D.I.
/1059.4
0 DI:01K205:0
1 DI:01K205:1
2 DI:01K205:2
3 DI:01K205:3
4 DI:01K205:4
5 DI:01K205:5
6 DI:01K205:6
7 DI:01K205:7
1019.8 / AAQ
1019.6 / ADE
1028.7 / PSM
SAFETY MODULE STRIP SPLICE RELAY OK ZONE 1B, 01F201
SPARE
PLUTO OK, 01F201
SAFETY MODULE OUTFEED CONVEYOR OK, 01F270
SPARE
SPARE
RESERVED
RESERVED
Designer JNT
Date 2010-08-20
Machine TETRA PAK A1 for TCA
ECM No 445015
Denomination CIRCUIT DIAGRAM
Page Type CIRCUIT DIAGRAM
Company Tetra Pak
Drawing remarks
Document No. 2817282-0003
Doc. type ELD
Version AG
Page 1040


RELEASED
This drawing must not without the consent of Tetra Pak be copied, transmitted or disclosed to any third party.
01K237
REMOTE N.P.
8D.I.
/1059:4
0 DI:01K237:0
1 DI:01K237:1
2 DI:01K237:2
3 DI:01K237:3
4 DI:01K237:4
5 DI:01K237:5
6 DI:01K237:6
7 DI:01K237:7
24V DC, 01 MC
FUSE OK, 01F011
24V DC, 10 ASU
FUSE OK, 10F012
24V DC, 30 STER
FUSE OK, 30F014
24V DC, 40 TFS
FUSE OK, 40F015
24V DC, 50 MB
FUSE OK, 50F016
24V DC, 60 FFU
FUSE OK, 60F017
24V DC, 70 OUT
FUSE OK, 70F018
24V DC, 90 EXT
FUSE OK, 90F020
1016:2 / FUA
FUI / 1036:2
1016:2 / FUB
FUP / 10009:2
1016:3 / FUC
FUT / 30012:1
1016:4 / FUD
FUX / 40009:2
1016:5 / FUE
FVA / 50007:2
1016:6 / FUF
FFU / 60001:2
1016:7 / FUG
FVD / 70004:1
1016:8 / FUH
FVG / 90002:2
L11
L11
Designer JNT
Date 2010-08-20
Machine TETRA PAK A1 for TCA
ECM No 445015
Denomination CIRCUIT DIAGRAM
Page Type CIRCUIT DIAGRAM
Company Tetra Pak
Document No. 2817282-0003
Doc. type ELD
Version AG
Page 1041
Drawing remarks


RELEASED
This drawing must not without the consent of Tetra Pak be copied, transmitted or disclosed to any third party.
01T212
/1059:5
REMOTE N.P.
EP24DC
0 NC
2 CHAS GND
4 C
6 V
1 NC
3 CHAS GND
5 C
7 V
L10
L11
L10
L11
Designer JNT
ECM No 445015
Denomination CIRCUIT DIAGRAM
Date 2010-08-20
Machine TETRA PAK A1 for TCA
Page Type CIRCUIT DIAGRAM
Document No. 2817282-0003
Doc. type ELD
Version AG
Page 1042
Company Tetra Pak
Drawing remarks


RELEASED
This drawing must not without the consent of Tetra Pak be copied, transmitted or disclosed to any third party.
01K221
/1059.6
REMOTE N.P.
A.I.C./ARM
0 AI:01K221:IN-0
4 AI:01K221:C-0
2 CHAS GND-0
6 AI:01K221:V-0
1 AI:01K221:IN-1
7 AI:01K221:V-1
3 CHAS GND-1
5 AI:01K221:C-1
NOT IN USE
(ADDRESS RESERVE MODULE)
NOT IN USE
(ADDRESS RESERVE MODULE)
L11
L11
Tetra Pak
Designer JNT
Date 2010-08-20
Machine TETRA PAK A1 for TCA
ECM No 445015
Denomination CIRCUIT DIAGRAM
Page Type CIRCUIT DIAGRAM
Company Tetra Pak
Drawing remarks
Document No. 2817282-0003
Doc. type ELD
Version AG
Page 1043


RELEASED
This drawing must not without the consent of Tetra Pak be copied, transmitted or disclosed to any third party.
01T225
/10596
REMOTE N.P.
EP24DC
0 NC
2 CHAS GND
4 C
6 V
1 NC
3 CHAS GND
5 C
7 V
L10
L11
L10
L11
Designer JNT
Date 2010-08-20
Machine TETRA PAK A1 for TCA
ECM No 445015
Denomination CIRCUIT DIAGRAM
Page Type CIRCUIT DIAGRAM
Company Tetra Pak
Document No. 2817282-0003
Doc. type ELD
Version AG
Page 1044
Drawing remarks


RELEASED
This drawing must not without the consent of Tetra Pak be copied, transmitted or disclosed to any third party.
01T234
/1059:7
REMOTE N.P.
EP24DC
0 NC
2 CHAS GND
4 C
6 V
1 NC
3 CHAS GND
5 C
7 V
L10
L11
L10
L11
Designer JNT
Date 2010-08-20
Machine TETRA PAK A1 for TCA
ECM No 445015
Denomination CIRCUIT DIAGRAM
Page Type CIRCUIT DIAGRAM
Company Tetra Pak
Document No. 2817282-0003
Doc. type ELD
Version AG
Page 1045
Drawing remarks


RELEASED
This drawing must not without the consent of Tetra Pak be copied, transmitted or disclosed to any third party.
01T237
/1059.7
REMOTE N.P.
EP24DC
0 NC
2 CHAS GND
4 C
6 V
1 NC
3 CHAS GND
5 C
7 V
L10
L11
L10
L11
Designer JNT
ECM No 445015
Denomination CIRCUIT DIAGRAM
Date 2010-08-20
Machine TETRA PAK A1 for TCA
Page Type CIRCUIT DIAGRAM
Document No. 2817282-0003
Doc. type ELD
Version AG
Page 1046
Company Tetra Pak
Drawing remarks

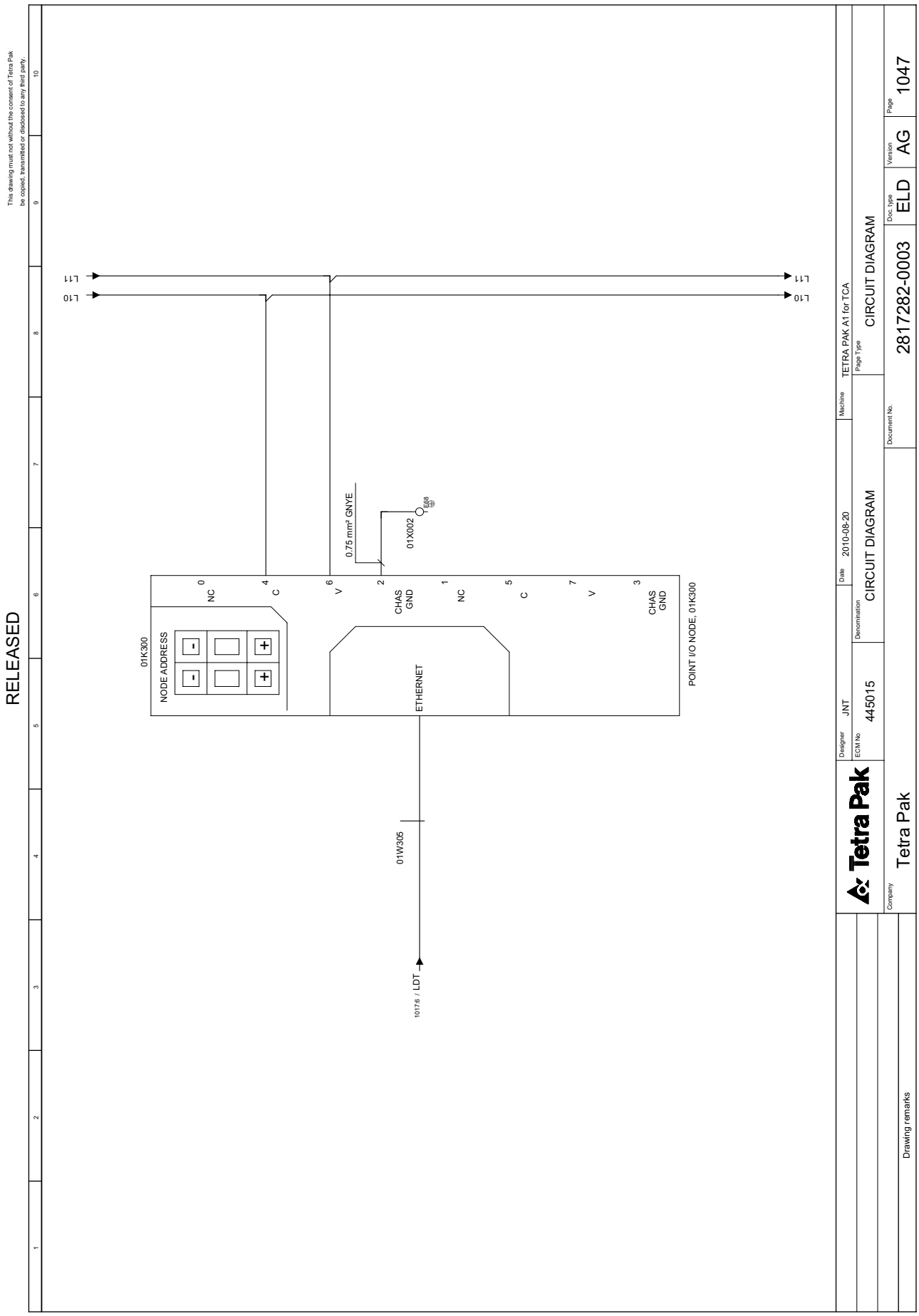
RELEASED
This drawing must not without the consent of Tetra Pak be copied, transmitted or disclosed to any third party.
L11
L10
0.75 mm² GNYE
01X002
01K300
NODE ADDRESS
NC
C
V
CHAS GND
NC
C
V
CHAS GND
ETHERNET
POINT I/O NODE, 01K300
01W305
1017.6 / LDT
Tetra Pak
Designer JNT
ECM No 445015
Date 2010-08-20
Denomination CIRCUIT DIAGRAM
Machine TETRA PAK A1 for TCA
Page Type CIRCUIT DIAGRAM
Document No. 2817282-0003
Doc. type ELD
Version AG
Page 1047
Company Tetra Pak
Drawing remarks

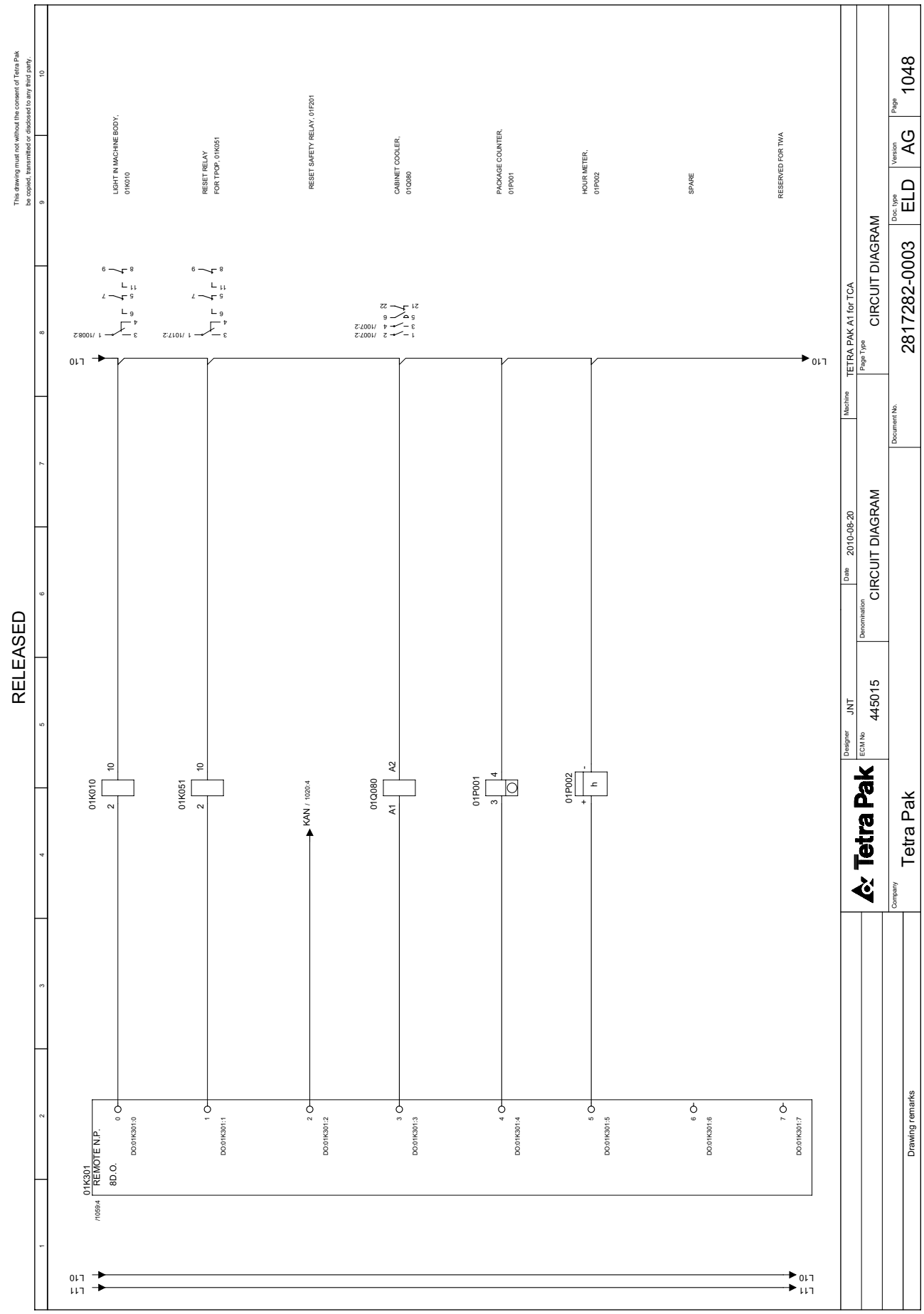
RELEASED
This drawing must not without the consent of Tetra Pak be copied, transmitted or disclosed to any third party.
LIGHT IN MACHINE BODY, 01K010
RESET RELAY FOR TPOP, 01K051
RESET SAFETY RELAY, 01F201
CABINET COOLER, 01Q080
PACKAGE COUNTER, 01P001
HOUR METER, 01P002
SPARE
RESERVED FOR TWA
01K301 REMOTE N.P. 8D. O.
01K010
01K051
01Q080
01P001
01P002
KAN
L10
L11
Designer JNT
ECM No 445015
Denomination CIRCUIT DIAGRAM
Date 2010-08-20
Machine TETRA PAK A1 for TCA
Page Type CIRCUIT DIAGRAM
Document No. 2817282-0003
Doc. type ELD
Version AG
Page 1048
Company Tetra Pak
Drawing remarks

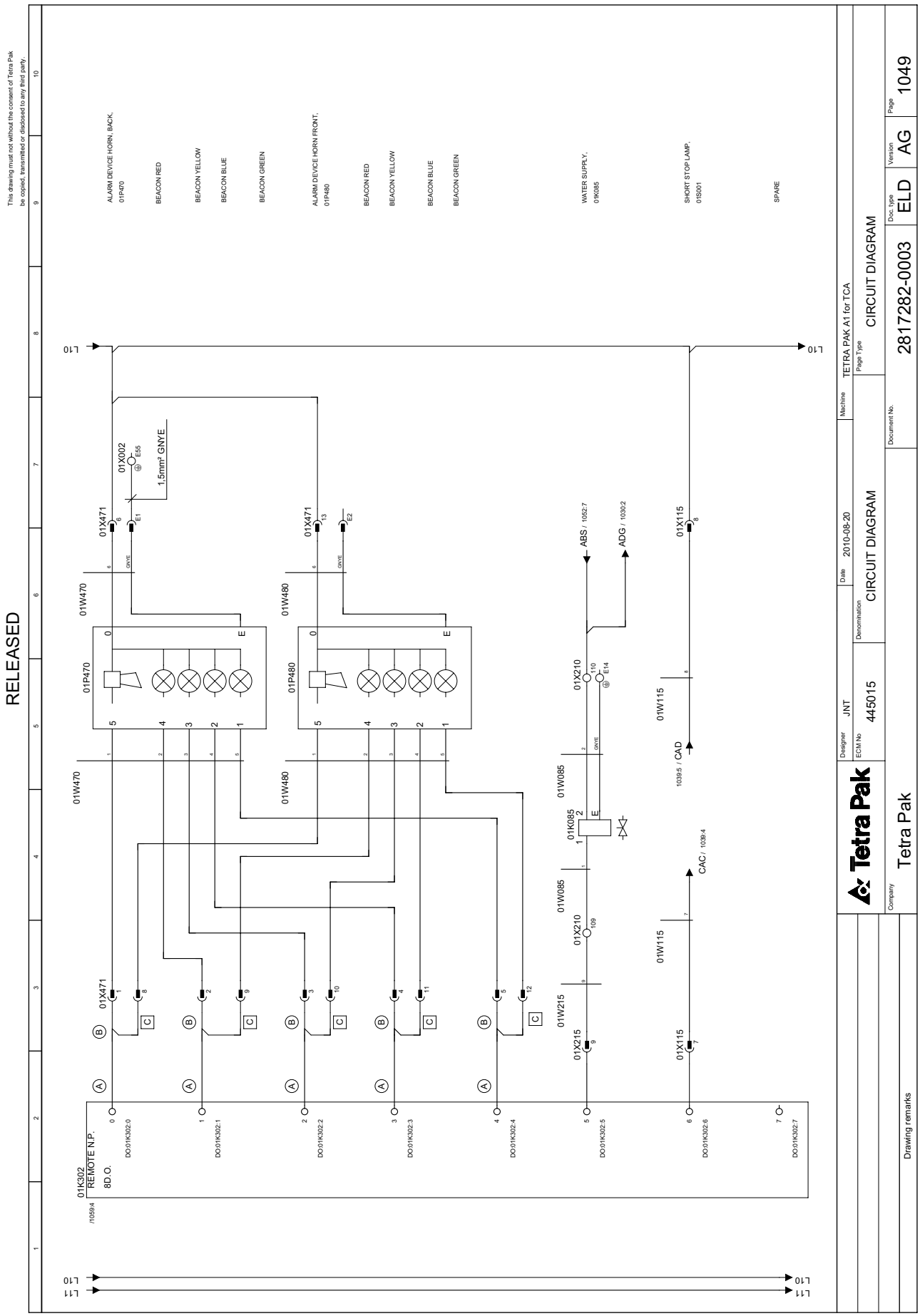
RELEASED
This drawing must not without the consent of Tetra Pak be copied, transmitted or disclosed to any third party.
ALARM DEVICE HORN, BACK.
01P470
BEACON RED
BEACON YELLOW
BEACON BLUE
BEACON GREEN
ALARM DEVICE HORN FRONT.
01P480
BEACON RED
BEACON YELLOW
BEACON BLUE
BEACON GREEN
WATER SUPPLY.
01K085
SHORT STOP LAMP.
01S001
SPARE
01K302
REMOTE N.P.
8D.O.
01X002
E55
1,5mm² GNYE
01X471
01W470
01P470
01X471
01W480
01P480
01W085
01K085
01X210
01W215
01X215
01W115
01X115
ABS / 1052-7
ADG / 1030-2
CAD / 1039-5
CAC / 1038-4
L10
L11
Tetra Pak
Designer JNT
ECM No 445015
Date 2010-08-20
Denomination CIRCUIT DIAGRAM
Machine TETRA PAK A1 for TCA
Page Type CIRCUIT DIAGRAM
Company Tetra Pak
Drawing remarks
Document No. 2817282-0003
Doc. type ELD
Version AG
Page 1049


RELEASED
This drawing must not without the consent of Tetra Pak be copied, transmitted or disclosed to any third party.
01K303
REMOTE N.P.
8D. O.
/10594
DO:01K303:0
DO:01K303:1
DO:01K303:2
DO:01K303:3
DO:01K303:4
DO:01K303:5
DO:01K303:6
DO:01K303:7
SPARE
L10
L11
Designer JNT
Date 2010-08-20
Machine TETRA PAK A1 for TCA
ECM No 445015
Denomination CIRCUIT DIAGRAM
Page Type CIRCUIT DIAGRAM
Company Tetra Pak
Drawing remarks
Document No. 2817282-0003
Doc. type ELD
Version AG
Page 1050


RELEASED
This drawing must not without the consent of Tetra Pak be copied, transmitted or disclosed to any third party.
01X310
/10595
REMOTE N.P.
FPD
0
2
4
6
1
3
5
7
L10
L21
L10
L21
Designer JNT
ECM No 445015
Denomination CIRCUIT DIAGRAM
Date 2010-08-20
Machine TETRA PAK A1 for TCA
Page Type CIRCUIT DIAGRAM
Document No. 2817282-0003
Doc. type ELD
Version AG
Page 1051
Company Tetra Pak
Drawing remarks

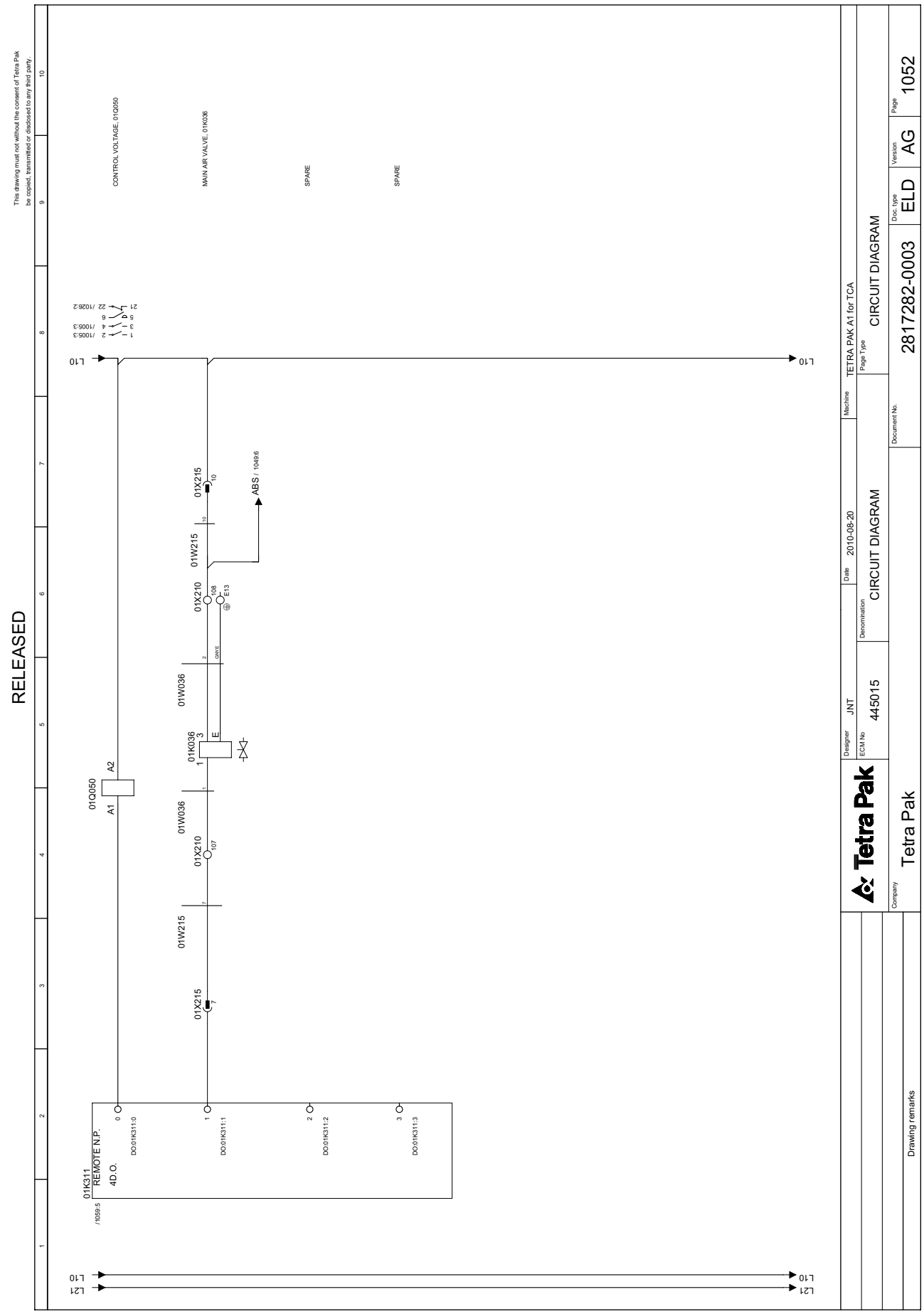
RELEASED
This drawing must not without the consent of Tetra Pak be copied, transmitted or disclosed to any third party.
CONTROL VOLTAGE, 01Q050
MAIN AIR VALVE, 01K036
SPARE
SPARE
L10
L21
01K311
REMOTE N.P.
4D.O.
/ 1059:5
DO:01K311:0
DO:01K311:1
DO:01K311:2
DO:01K311:3
01Q050
A1
A2
01K036
01W036
01W215
01X210
01X215
01X215
01W215
01X210
ABS / 1049:6
Designer JNT
Date 2010-08-20
Machine TETRA PAK A1 for TCA
ECM No 445015
Denomination CIRCUIT DIAGRAM
Page Type CIRCUIT DIAGRAM
Company Tetra Pak
Document No. 2817282-0003
Doc. type ELD
Version AG
Page 1052
Drawing remarks


RELEASED
This drawing must not without the consent of Tetra Pak be copied, transmitted or disclosed to any third party.
01T315
/10596
REMOTE N.P.
EP24DC
0 NC
2 CHAS GND
4 C
6 V
1 NC
3 CHAS GND
5 C
7 V
L10
L11
L10
L11
Tetra Pak
Designer JNT
ECM No 445015
Denomination CIRCUIT DIAGRAM
Date 2010-08-20
Machine TETRA PAK A1 for TCA
Page Type CIRCUIT DIAGRAM
Company Tetra Pak
Drawing remarks
Document No. 2817282-0003
Doc. type ELD
Version AG
Page 1053


RELEASED
This drawing must not without the consent of Tetra Pak be copied, transmitted or disclosed to any third party.
ZONE 4
01X323
/1059:7
REMOTE N.P.
FPD
0
2
4
6
1
3
5
7
L10
L71
L10
L71
Designer
JNT
Date
2010-08-20
Machine
TETRA PAK A1 for TCA
ECM No
445015
Denomination
CIRCUIT DIAGRAM
Page Type
CIRCUIT DIAGRAM
Tetra Pak
Document No.
2817282-0003
Doc. type
ELD
Version
AG
Page
1054
Company
Tetra Pak
Drawing remarks


RELEASED
This drawing must not without the consent of Tetra Pak be copied, transmitted or disclosed to any third party.
ZONE 5
01X326
/1059:7
REMOTE N.P.
FPD
0
2
4
6
1
3
5
7
L81
L10
L10
L81
Designer JNT
ECM No 445015
Denomination CIRCUIT DIAGRAM
Date 2010-08-20
Machine TETRA PAK A1 for TCA
Page Type CIRCUIT DIAGRAM
Document No. 2817282-0003
Doc. type ELD
Version AG
Page 1055
Company Tetra Pak
Drawing remarks


RELEASED
This drawing must not without the consent of Tetra Pak be copied, transmitted or disclosed to any third party.
01X329
/1059:7
REMOTE N.P.
FPD
0 NC
2 CHAS GND
4 C
6 V
1 NC
3 CHAS GND
5 C
7 V
L91
L10
L10
L91
Designer JNT
ECM No 445015
Denomination CIRCUIT DIAGRAM
Date 2010-08-20
Machine TETRA PAK A1 for TCA
Page Type CIRCUIT DIAGRAM
Document No. 2817282-0003
Doc. type ELD
Version AG
Page 1056
Company Tetra Pak
Drawing remarks


RELEASED
This drawing must not without the consent of Tetra Pak be copied, transmitted or disclosed to any third party.
EL-CABINET
01X002
E2
16 mm² GNYE
MACHINE BODY
50W100
E3
ASU
10W100
E4
TPIH COVER
E7
6 mm² GNYE
MOUNTING PLATE LEFT SIDE
E8
6 mm² GNYE
MOUNTING PLATE BACK, LOWER
E9
6 mm² GNYE
ANGLE MOUNTING PLATE
E11
6 mm² GNYE
MOUNTING PLATE BACK, UPPER
E12
6 mm² GNYE
PLC RACK
E14
1,5 mm² GNYE
CONSOLE MOUNTING PLATE DOOR
E20
2,5 mm² GNYE
Tetra Pak
Designer JNT
Date 2010-08-20
Machine TETRA PAK A1 for TCA
ECM No 445015
Denomination CIRCUIT DIAGRAM
Page Type CIRCUIT DIAGRAM
Company Tetra Pak
Document No. 2817282-0003
Doc. type ELD
Version AG
Page 1057
Drawing remarks


RELEASED
This drawing must not without the consent of Tetra Pak be copied, transmitted or disclosed to any third party.
01X370
107
108
01X370
107+
107-
108+
108-
40008:2 / LDH
40008:2 / LDI
Tetra Pak
Designer JNT
Date 2010-08-20
Machine TETRA PAK A1 for TCA
ECM No 445015
Denomination CIRCUIT DIAGRAM
Page Type CIRCUIT DIAGRAM
Company Tetra Pak
Document No. 2817282-0003
Doc. type ELD
Version AG
Page 1058
Drawing remarks

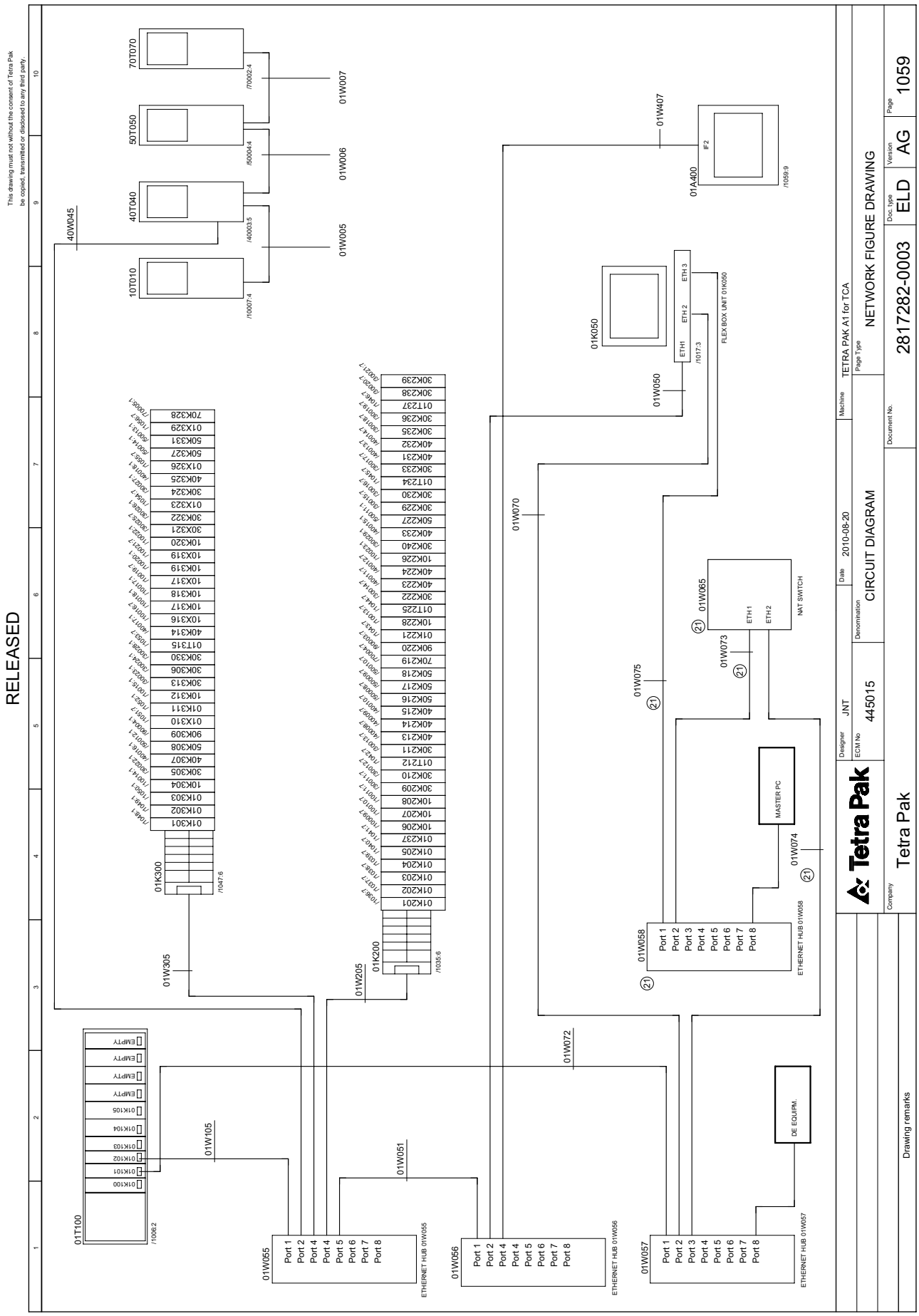
RELEASED
This drawing must not without the consent of Tetra Pak be copied, transmitted or disclosed to any third party.
Tetra Pak
Designer JNT
ECM No 445015
Date 2010-08-20
Denomination CIRCUIT DIAGRAM
Machine TETRA PAK A1 for TCA
Page Type NETWORK FIGURE DRAWING
Document No. 2817282-0003
Doc. type ELD
Version AG
Page 1059
Company Tetra Pak
Drawing remarks
40W045
10T10
40T040
50T050
70T070
01W005
01W006
01W007
01K300
01K200
01K050
01W050
01W407
01A400
IF2
FLEX BOX UNIT 01K050
ETH1
ETH 2
ETH 3
01W070
01W065
01W073
01W075
NAT SWITCH
MASTER PC
01W074
01W058
ETHERNET HUB 01W058
01W072
01W105
01T100
01W051
01W055
ETHERNET HUB 01W055
01W056
ETHERNET HUB 01W056
01W057
ETHERNET HUB 01W057
DE EQUIPM.
01W305
01W205
Port 1
Port 2
Port 3
Port 4
Port 5
Port 6
Port 7
Port 8

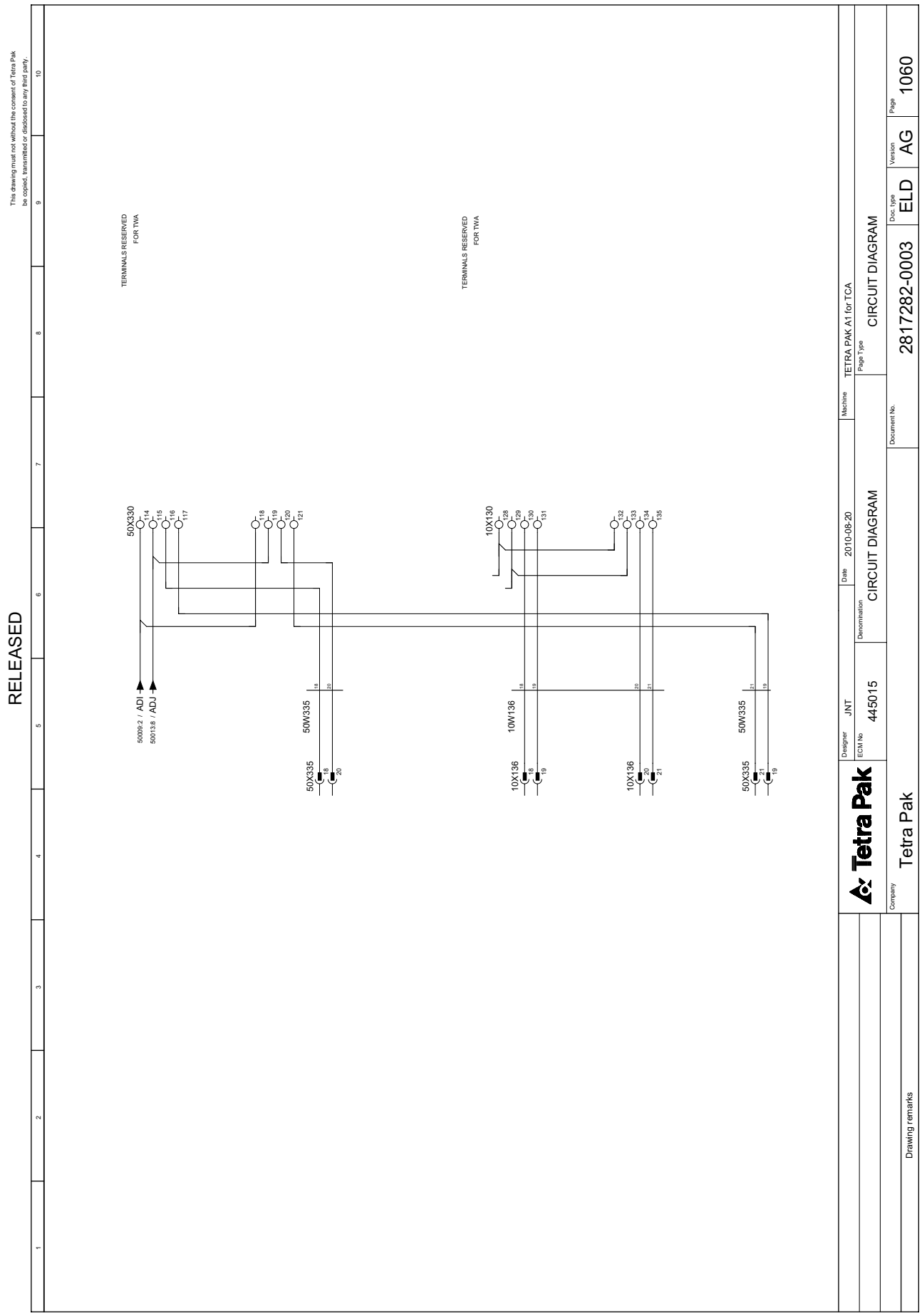
RELEASED
This drawing must not without the consent of Tetra Pak be copied, transmitted or disclosed to any third party.
TERMINALS RESERVED FOR TWA
TERMINALS RESERVED FOR TWA
50X330
14
15
16
17
18
19
20
21
10X130
28
29
30
31
32
33
34
35
50009.2 / ADI
50013.8 / ADJ
50W335
10W136
50X335
10X136
Designer JNT
Date 2010-08-20
Machine TETRA PAK A1 for TCA
ECM No 445015
Denomination CIRCUIT DIAGRAM
Page Type CIRCUIT DIAGRAM
Document No. 2817282-0003
Doc. type ELD
Version AG
Page 1060
Company Tetra Pak
Drawing remarks


RELEASED
This drawing must not without the consent of Tetra Pak be copied, transmitted or disclosed to any third party.
L10
L11
L13
L21
10XL10
10XL11
10XL32
L32
Tetra Pak
Designer JNT
ECM No 445015
Denomination CIRCUIT DIAGRAM
Date 2010-08-20
Machine TETRA PAK A1 for TCA
Page Type CIRCUIT DIAGRAM
Document No. 2817282-0003
Doc. type ELD
Version AG
Page 10001
Company Tetra Pak
Drawing remarks


RELEASED
This drawing must not without the consent of Tetra Pak be copied, transmitted or disclosed to any third party.
10XL31
10XL41
10XL50
10XL51
L31
L41
L50
L51
Tetra Pak
Designer JNT
ECM No 445015
Denomination CIRCUIT DIAGRAM
Date 2010-08-20
Machine TETRA PAK A1 for TCA
Page Type CIRCUIT DIAGRAM
Document No. 2817282-0003
Doc. type ELD
Version AG
Page 10002
Company Tetra Pak
Drawing remarks

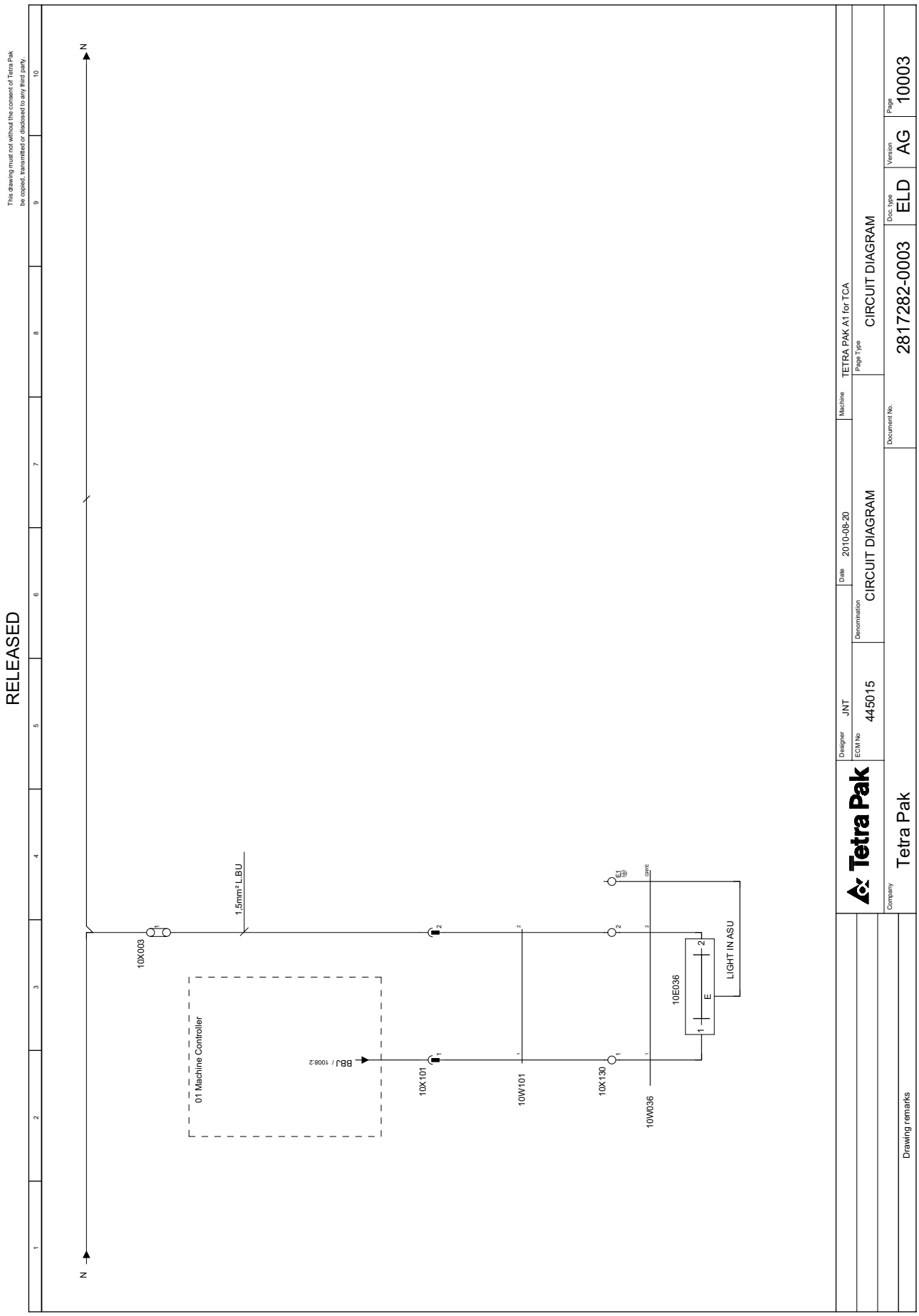
RELEASED
This drawing must not without the consent of Tetra Pak be copied, transmitted or disclosed to any third party.
N
10X003
1,5mm² LBU
01 Machine Controller
BBJ / 1008:2
10X101
10W101
10X130
10W036
10E036
LIGHT IN ASU
Tetra Pak
Designer JNT
ECM No 445015
Denomination CIRCUIT DIAGRAM
Date 2010-08-20
Machine TETRA PAK A1 for TCA
Page Type CIRCUIT DIAGRAM
Document No. 2817282-0003
Doc. type ELD
Version AG
Page 10003
Company Tetra Pak
Drawing remarks

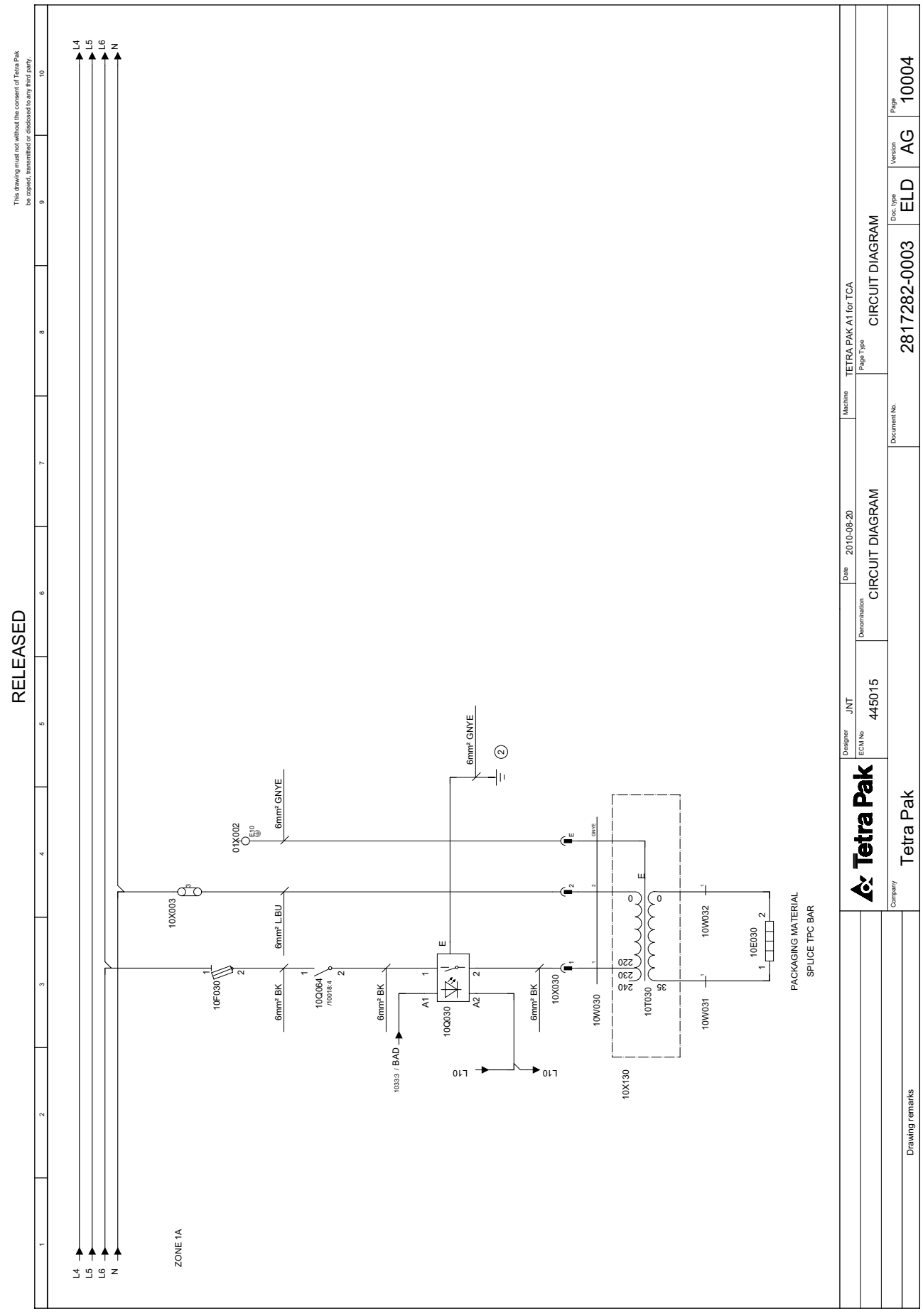
RELEASED
This drawing must not without the consent of Tetra Pak be copied, transmitted or disclosed to any third party
L4
L5
L6
N
ZONE 1A
10X003
01X002
10F030
10Q064
/10018:4
10Q030
A1
A2
1033:3 / BAD
L10
10X030
10W030
10X130
10T030
220
230
240
35
10W031
10W032
10E030
PACKAGING MATERIAL
SPLICE TPC BAR
6mm² BK
6mm² L.BU
6mm² GNYE
GNYE
Tetra Pak
Designer JNT
Date 2010-08-20
Machine TETRA PAK A1 for TCA
ECM No 445015
Denomination CIRCUIT DIAGRAM
Page Type CIRCUIT DIAGRAM
Company Tetra Pak
Drawing remarks
Document No. 2817282-0003
Doc. type ELD
Version AG
Page 10004

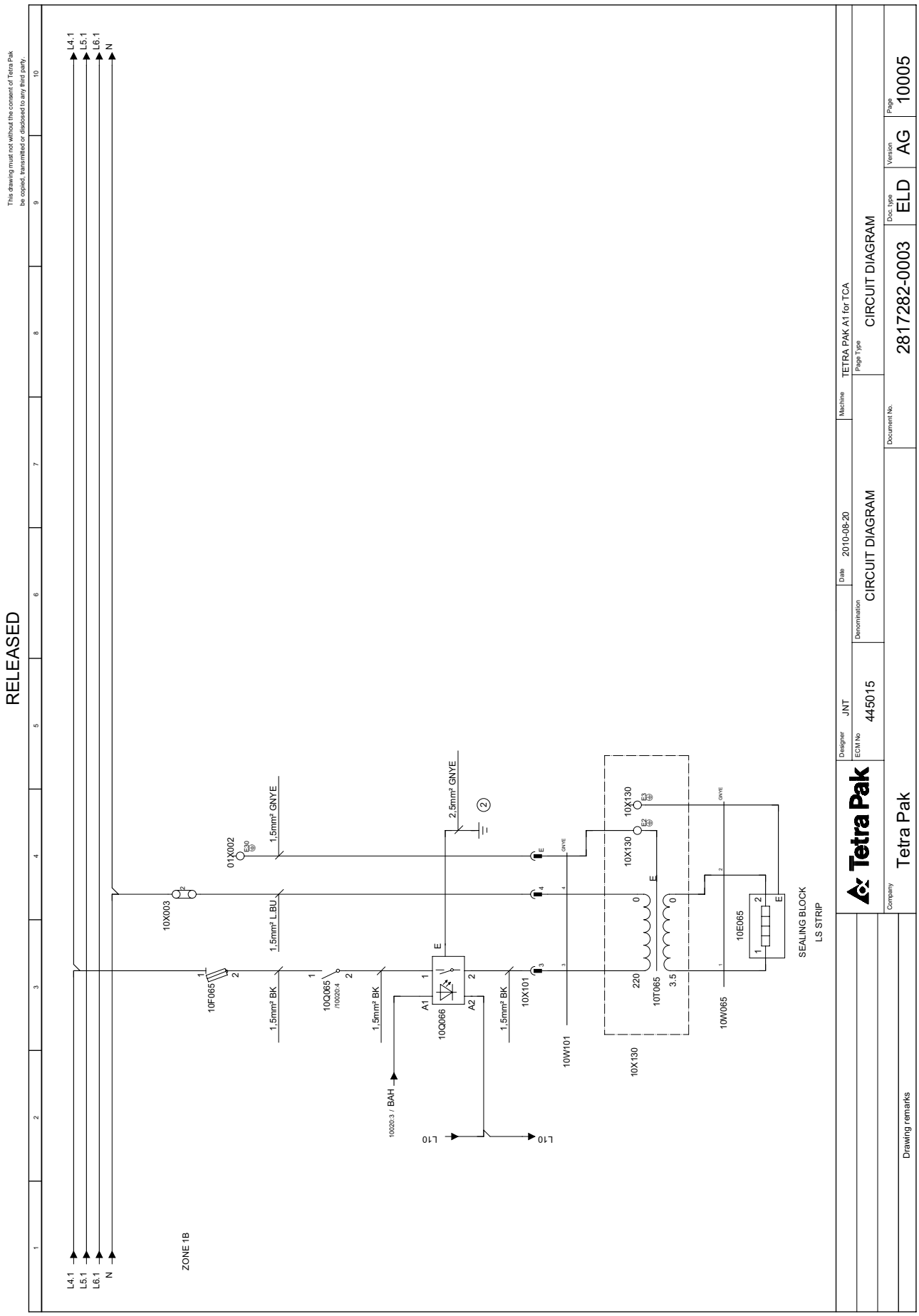
RELEASED
This drawing must not without the consent of Tetra Pak be copied, transmitted or disclosed to any third party.
L4.1
L5.1
L6.1
N
ZONE 1B
10X003
01X002
1.5mm² GNYE
1.5mm² LBU
2.5mm² GNYE
10F065
10Q065
/10020:4
1.5mm² BK
10Q066
A1
A2
10X101
10W101
10X130
220
10T065
3.5
10W065
10E065
SEALING BLOCK
LS STRIP
10020:3 / BAH
L10
Tetra Pak
Designer JNT
ECM No 445015
Denomination CIRCUIT DIAGRAM
Date 2010-08-20
Machine TETRA PAK A1 for TCA
Page Type CIRCUIT DIAGRAM
Document No. 2817282-0003
Doc. type ELD
Version AG
Page 10005
Company Tetra Pak
Drawing remarks

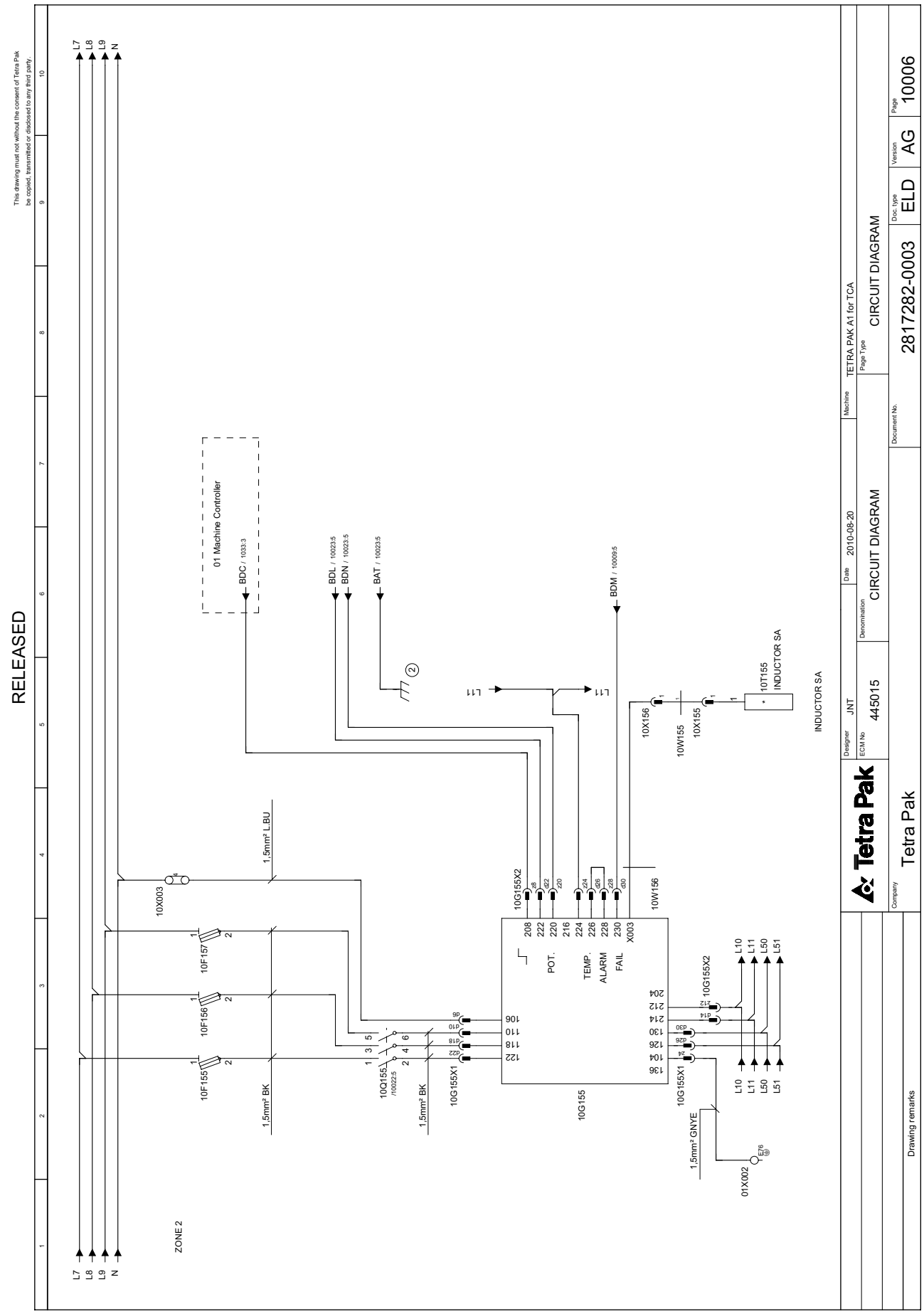
RELEASED
This drawing must not without the consent of Tetra Pak be copied, transmitted or disclosed to any third party.
L7
L8
L9
N
ZONE 2
01 Machine Controller
BDC / 1033:3
BDL / 10023:5
BDN / 10023:5
BAT / 10023:5
BDM / 10009:5
10X003
10F157
10F156
10F155
1,5mm² BK
1,5mm² LBU
10Q155
/10022:5
10G155X1
10G155X2
10G155
POT.
TEMP.
ALARM
FAIL
X003
10W156
10X156
10W155
10X155
10T155
INDUCTOR SA
01X002
1,5mm² GNYE
L10
L11
L50
L51
Tetra Pak
Designer JNT
ECM No 445015
Denomination CIRCUIT DIAGRAM
Date 2010-08-20
Machine TETRA PAK A1 for TCA
Page Type CIRCUIT DIAGRAM
Document No. 2817282-0003
Doc. type ELD
Version AG
Page 10006
Company Tetra Pak
Drawing remarks

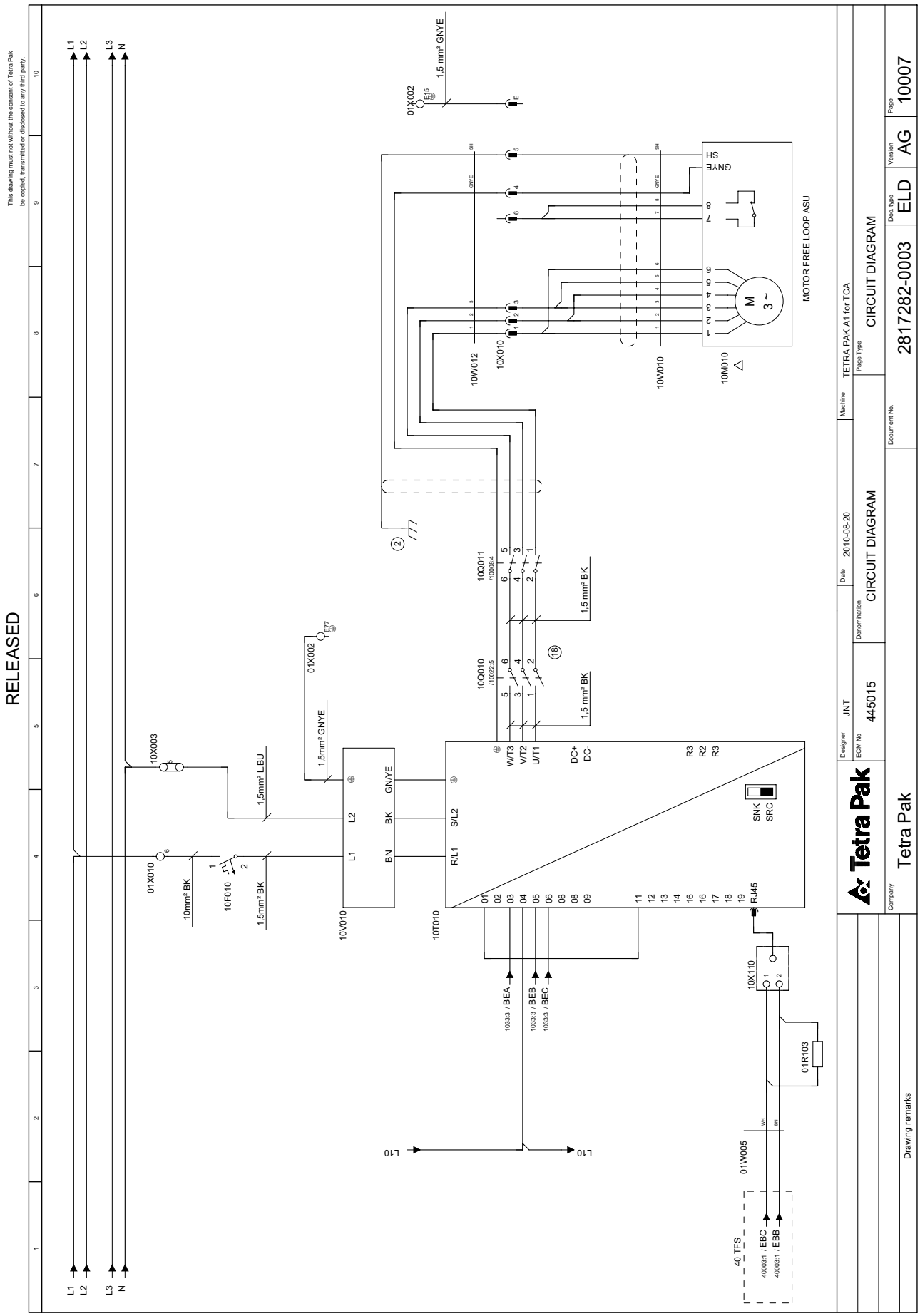
RELEASED
This drawing must not without the consent of Tetra Pak be copied, transmitted or disclosed to any third party.
L1
L2
L3
N
01X002
1,5 mm² GNYE
10W012
10X010
10W010
10M010
MOTOR FREE LOOP ASU
10Q011
10Q010
1,5 mm² BK
10X003
01X010
10mm² BK
10F010
1,5mm² LBU
1,5mm² BK
1,5mm² GNYE
10V010
10T010
W/T3
V/T2
U/T1
DC+
DC-
R3
R2
R3
SNK
SRC
RJ45
10X110
01R103
01W005
40 TFS
1033:3 / BEA
1033:3 / BEB
1033:3 / BEC
40003:1 / EBC
40003:1 / EBB
L10
Tetra Pak
Designer JNT
ECM No 445015
Denomination CIRCUIT DIAGRAM
Date 2010-08-20
Machine TETRA PAK A1 for TCA
Page Type CIRCUIT DIAGRAM
Document No. 2817282-0003
Doc. type ELD
Version AG
Page 10007
Company Tetra Pak
Drawing remarks

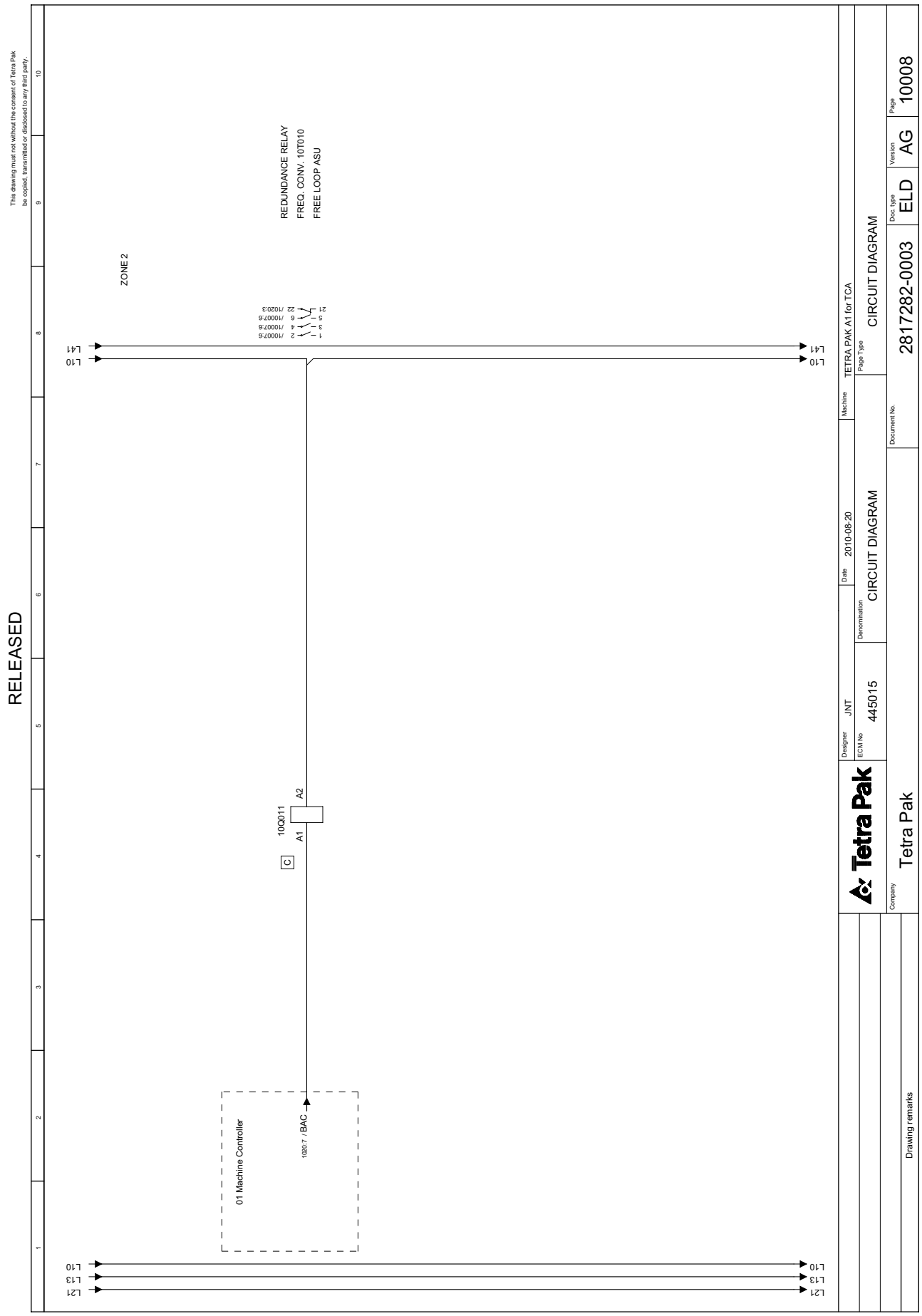
RELEASED
This drawing must not without the consent of Tetra Pak be copied, transmitted or disclosed to any third party.
ZONE 2
REDUNDANCE RELAY
FREQ. CONV. 10T010
FREE LOOP ASU
L41
L10
L21
L13
01 Machine Controller
1020:7 / BAC
10Q011
A1
A2
C
Designer JNT
ECM No 445015
Denomination CIRCUIT DIAGRAM
Date 2010-08-20
Machine TETRA PAK A1 for TCA
Page Type CIRCUIT DIAGRAM
Company Tetra Pak
Drawing remarks
Document No. 2817282-0003
Doc. type ELD
Version AG
Page 10008

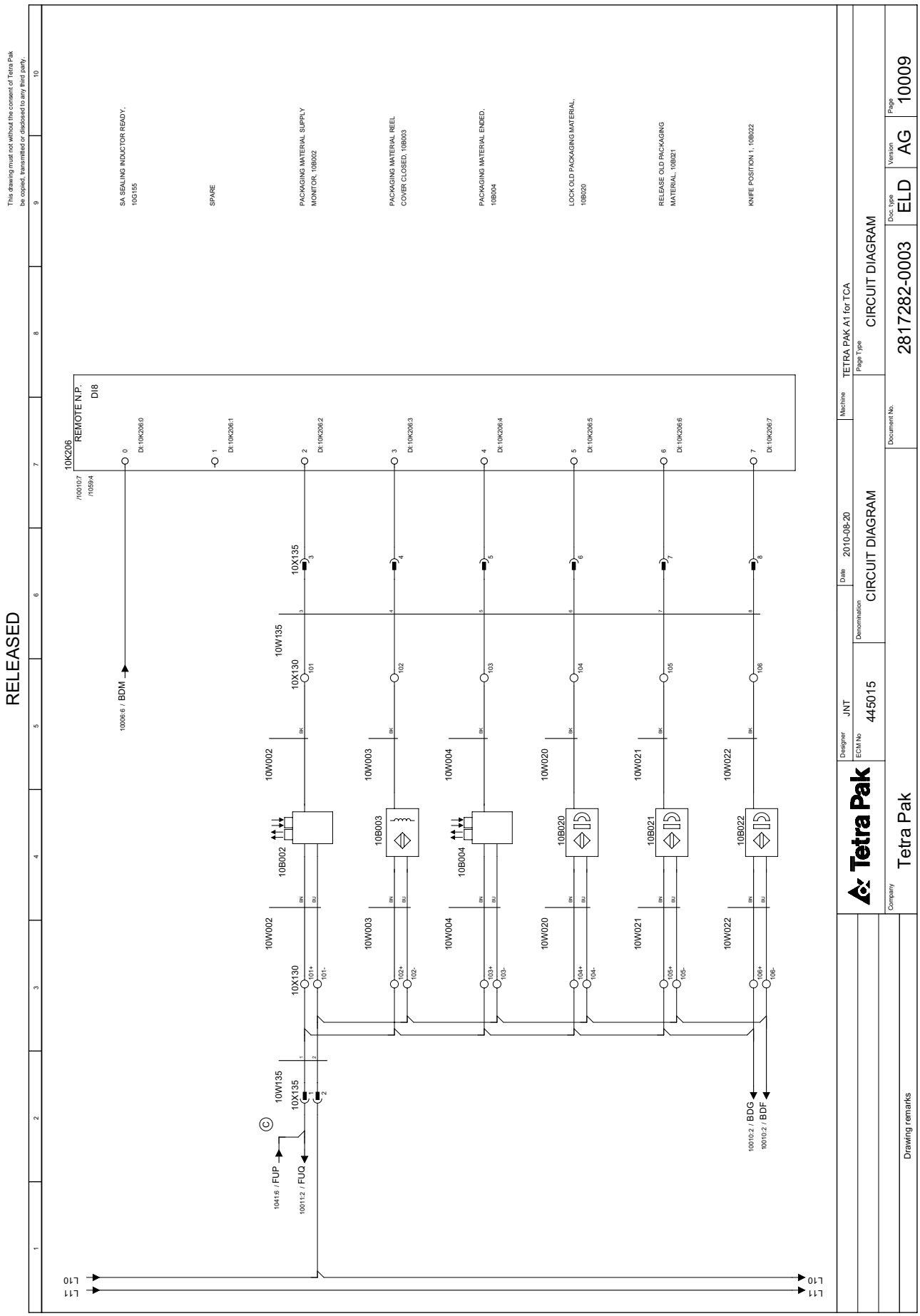
RELEASED
This drawing must not without the consent of Tetra Pak be copied, transmitted or disclosed to any third party.
10K206
REMOTE N.P. DI8
SA SEALING INDUCTOR READY, 10G155
SPARE
PACKAGING MATERIAL SUPPLY MONITOR, 10B002
PACKAGING MATERIAL REEL COVER CLOSED, 10B003
PACKAGING MATERIAL ENDED, 10B004
LOCK OLD PACKAGING MATERIAL, 10B020
RELEASE OLD PACKAGING MATERIAL, 10B021
KNIFE POSITION 1, 10B022
10006:6 / BDM
10416 / FUP
10011:2 / FUQ
10010:2 / BDG
10010:2 / BDF
L10
L11
Tetra Pak
Designer JNT
ECM No 445015
Denomination CIRCUIT DIAGRAM
Date 2010-08-20
Machine TETRA PAK A1 for TCA
Page Type CIRCUIT DIAGRAM
Company Tetra Pak
Drawing remarks
Document No. 2817282-0003
Doc. type ELD
Version AG
Page 10009


RELEASED
This drawing must not without the consent of Tetra Pak be copied, transmitted or disclosed to any third party.
10K207
REMOTE N.P.
DI8
/10010:7
/1059:4
KNIFE POSITION 2, 10B023
PACKAGING MATERIAL SPLICE PRESSURE POSITION, 10B024
PACKAGING MATERIAL SPLICE RELEASE POSITION, 10B025
PACKAGING MATERIAL MAGAZINE FULL, 10B040
PACKAGING MATERIAL MAGAZINE EMPTY, 10B041
PRESSURE ROLLER IN POSITION, 10B056
LS STRIP REEL 1 MONITOR, 10B060
LS STRIP REEL 2 MONITOR, 10B061
10X135
10X130
10W135
10W023
10W024
10W025
10W040
10W041
10W056
10W060
10W061
10B023
10B024
10B025
10B040
10B041
10B056
10B060
10B061
10009:2 / BDG
10009:2 / BDF
10012:2 / BAY
10012:2 / BAZ
L10
L11
Tetra Pak
Designer JNT
ECM No 445015
Denomination CIRCUIT DIAGRAM
Date 2010-08-20
Machine TETRA PAK A1 for TCA
Page Type CIRCUIT DIAGRAM
Company Tetra Pak
Drawing remarks
Document No. 2817282-0003
Doc. type ELD
Version AG
Page 10010

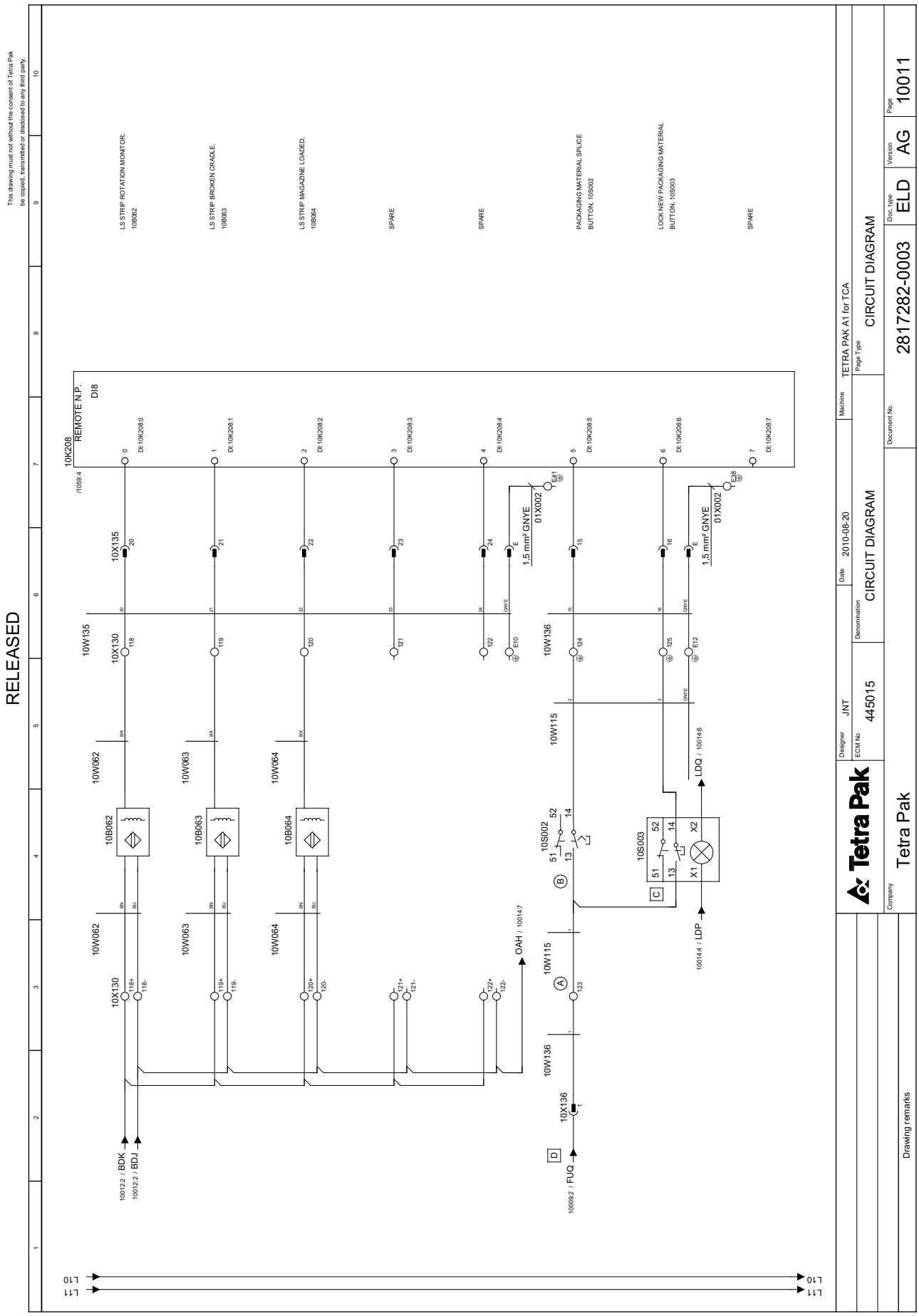
RELEASED
This drawing must not without the consent of Tetra Pak be copied, transmitted or disclosed to any third party.
10K208
REMOTE N.P.
DI8
LS STRIP ROTATION MONITOR, 10B062
LS STRIP BROKEN CRADLE, 10B063
LS STRIP MAGAZINE LOADED, 10B064
SPARE
SPARE
PACKAGING MATERIAL SPLICE BUTTON, 10S002
LOCK NEW PACKAGING MATERIAL BUTTON, 10S003
SPARE
10B062
10B063
10B064
10S002
10S003
10X130
10X135
10X136
01X002
10W062
10W063
10W064
10W115
10W135
10W136
OAH / 100147
LDQ / 100148
100122 / BDK
100122 / BDJ
100092 / FUQ
100144 / LDP
Tetra Pak
Designer JNT
ECM No 445015
Denomination CIRCUIT DIAGRAM
Date 2010-08-20
Machine TETRA PAK A1 for TCA
Page Type CIRCUIT DIAGRAM
Document No. 2817282-0003
Doc. type ELD
Version AG
Page 10011
Company Tetra Pak
Drawing remarks

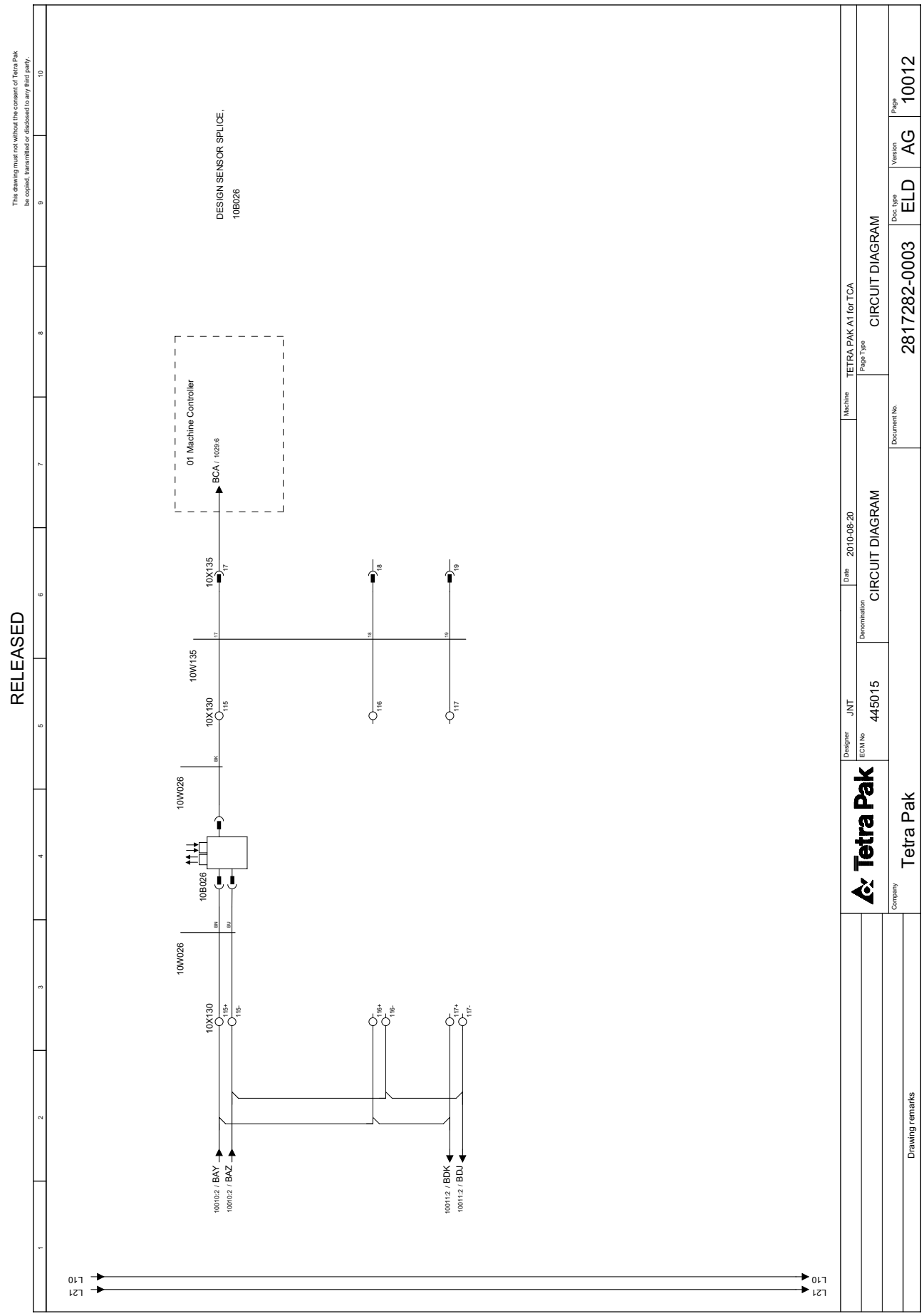
RELEASED
This drawing must not without the consent of Tetra Pak be copied, transmitted or disclosed to any third party.
DESIGN SENSOR SPLICE,
10B026
01 Machine Controller
BCA / 1029:6
10X135
10W135
10X130
10W026
10B026
10W026
10X130
100102 / BAY
100102 / BAZ
100112 / BDK
100112 / BDJ
L10
L21
Designer JNT
Date 2010-08-20
Machine TETRA PAK A1 for TCA
ECM No 445015
Denomination CIRCUIT DIAGRAM
Page Type CIRCUIT DIAGRAM
Company Tetra Pak
Drawing remarks
Document No. 2817282-0003
Doc. type ELD
Version AG
Page 10012

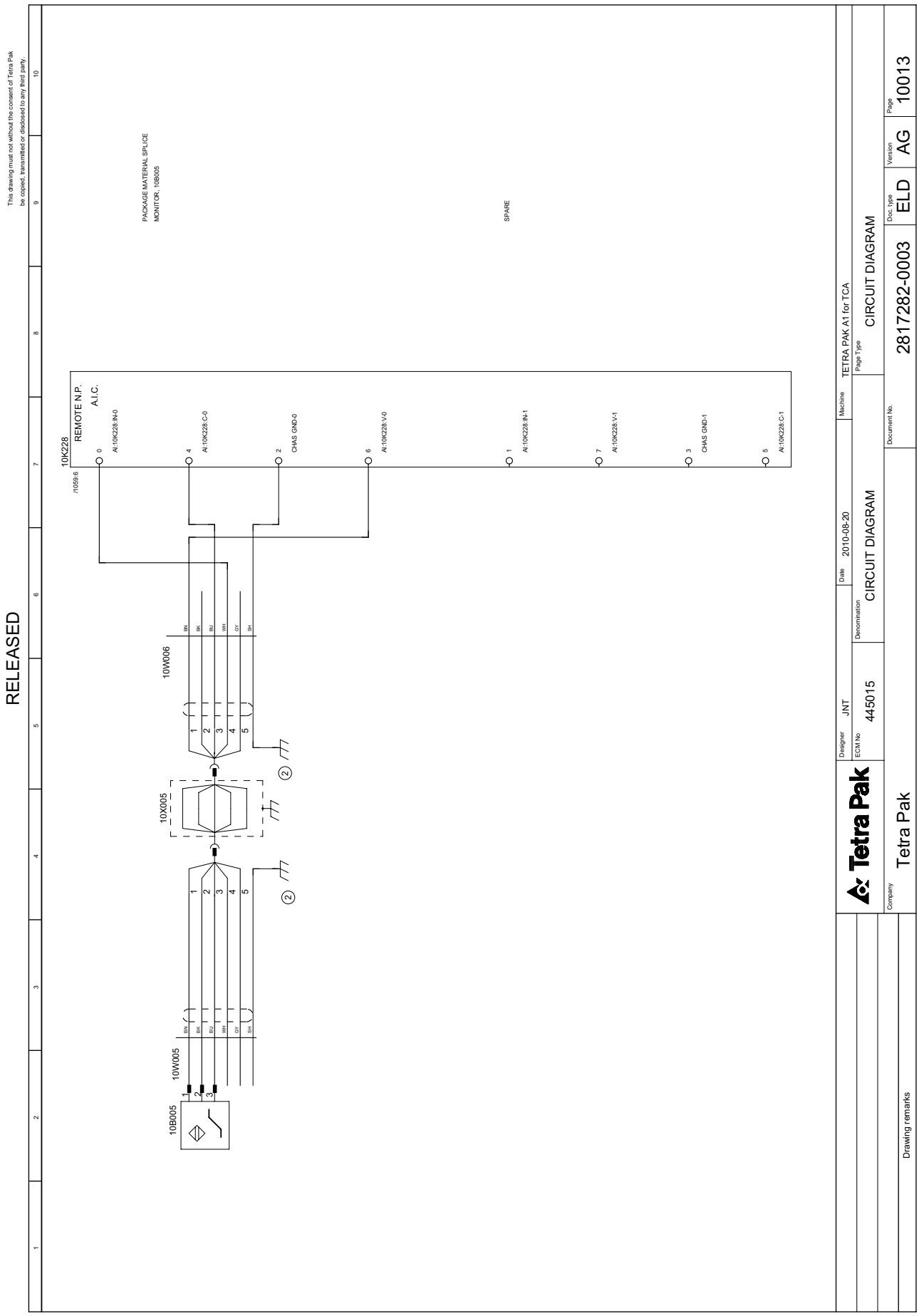
RELEASED
This drawing must not without the consent of Tetra Pak be copied, transmitted or disclosed to any third party.
PACKAGE MATERIAL SPLICE
MONITOR, 10B005
SPARE
10K228
/1059:6
REMOTE N.P.
A.I.C.
0 AI:10K228:IN-0
4 AI:10K228:C-0
2 CHAS GND-0
6 AI:10K228:V-0
1 AI:10K228:IN-1
7 AI:10K228:V-1
3 CHAS GND-1
5 AI:10K228:C-1
10W006
10X005
10W005
10B005
BN
BK
BU
WH
GY
SH
Tetra Pak
Designer JNT
ECM No 445015
Denomination CIRCUIT DIAGRAM
Date 2010-08-20
Machine TETRA PAK A1 for TCA
Page Type CIRCUIT DIAGRAM
Document No. 2817282-0003
Doc. type ELD
Version AG
Page 10013
Company Tetra Pak
Drawing remarks


RELEASED
This drawing must not without the consent of Tetra Pak be copied, transmitted or disclosed to any third party.
L11
L10
10K304
/10S9:4
REMOTE N.P.
4D.O.
DO:10K304:0
DO:10K304:1
DO:10K304:2
DO:10K304:3
10W136
10X136
17
10W115
10X130
126
LDP / 100114
10W115
10X130
127
OAH / 100113
100114 / LDQ
LOCK NEW PACKAGING
MATERIAL: 10S003
SPARE
SPARE
SPARE
Designer JNT
Date 2010-08-20
Machine TETRA PAK A1 for TCA
ECM No 445015
Denomination CIRCUIT DIAGRAM
Page Type CIRCUIT DIAGRAM
Company Tetra Pak
Drawing remarks
Document No. 2817282-0003
Doc. type ELD
Version AG
Page 10014

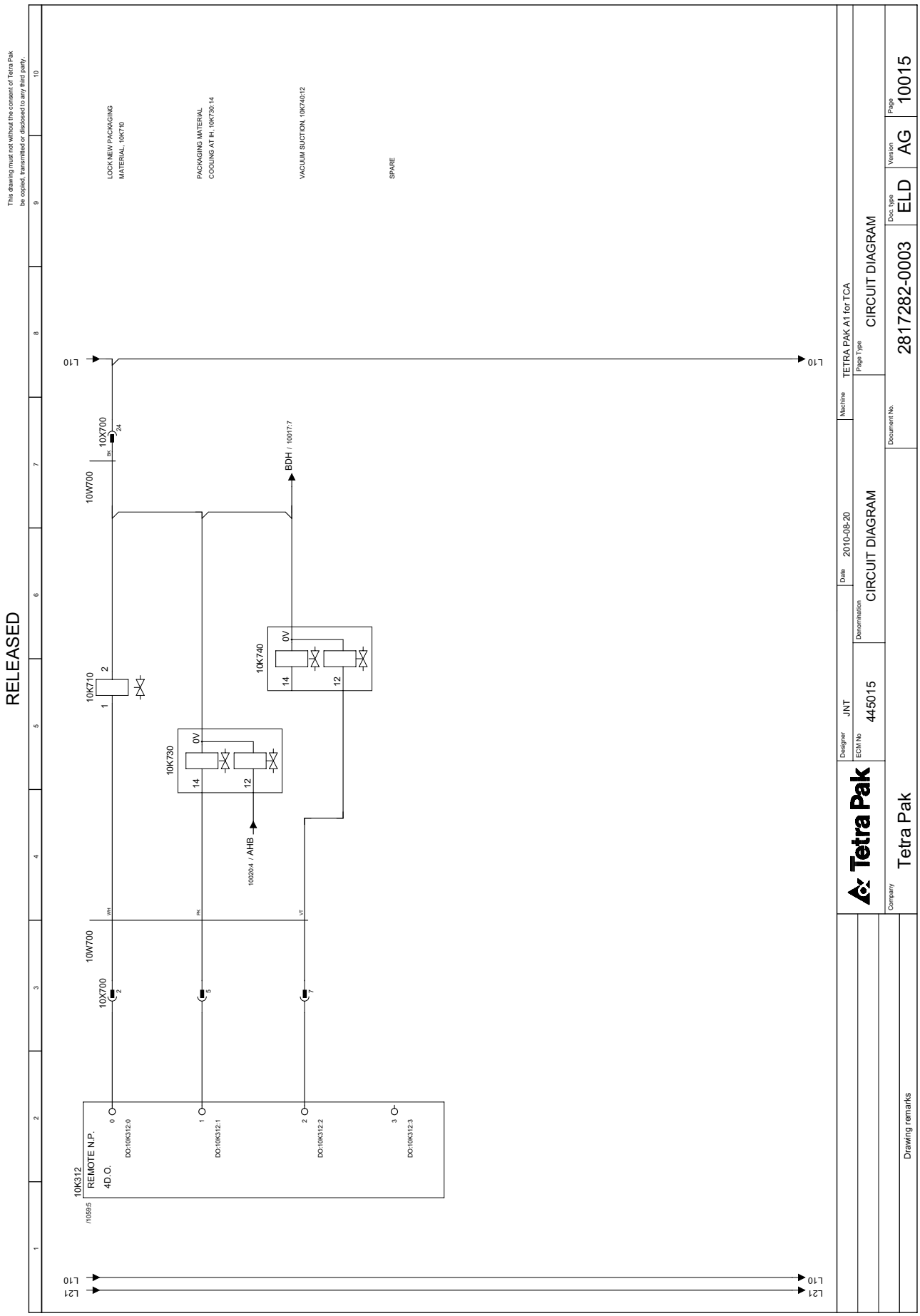
RELEASED
This drawing must not without the consent of Tetra Pak be copied, transmitted or disclosed to any third party.
LOCK NEW PACKAGING MATERIAL, 10K710
PACKAGING MATERIAL COOLING AT IH, 10K730:14
VACUUM SUCTION, 10K740:12
SPARE
L10
L21
10K312
REMOTE N.P. 4D.O.
/10059:5
DO:10K312:0
DO:10K312:1
DO:10K312:2
DO:10K312:3
10W700
10X700
10K710
10K730
10K740
0V
14
12
BDH / 10017:7
10020:4 / AHB
Tetra Pak
Designer JNT
Date 2010-08-20
Machine TETRA PAK A1 for TCA
ECM No 445015
Denomination CIRCUIT DIAGRAM
Page Type CIRCUIT DIAGRAM
Company Tetra Pak
Document No. 2817282-0003
Doc. type ELD
Version AG
Page 10015
Drawing remarks


RELEASED
This drawing must not without the consent of Tetra Pak be copied, transmitted or disclosed to any third party.
ZONE 1A
10X316
/10596
REMOTE N.P.
FPD
0
2
4
6
1
3
5
7
L10
L31
L10
L31
Designer JNT
Date 2010-08-20
Machine TETRA PAK A1 for TCA
ECM No 445015
Denomination CIRCUIT DIAGRAM
Page Type CIRCUIT DIAGRAM
Document No. 2817282-0003
Doc. type ELD
Version AG
Page 10016
Company Tetra Pak
Drawing remarks

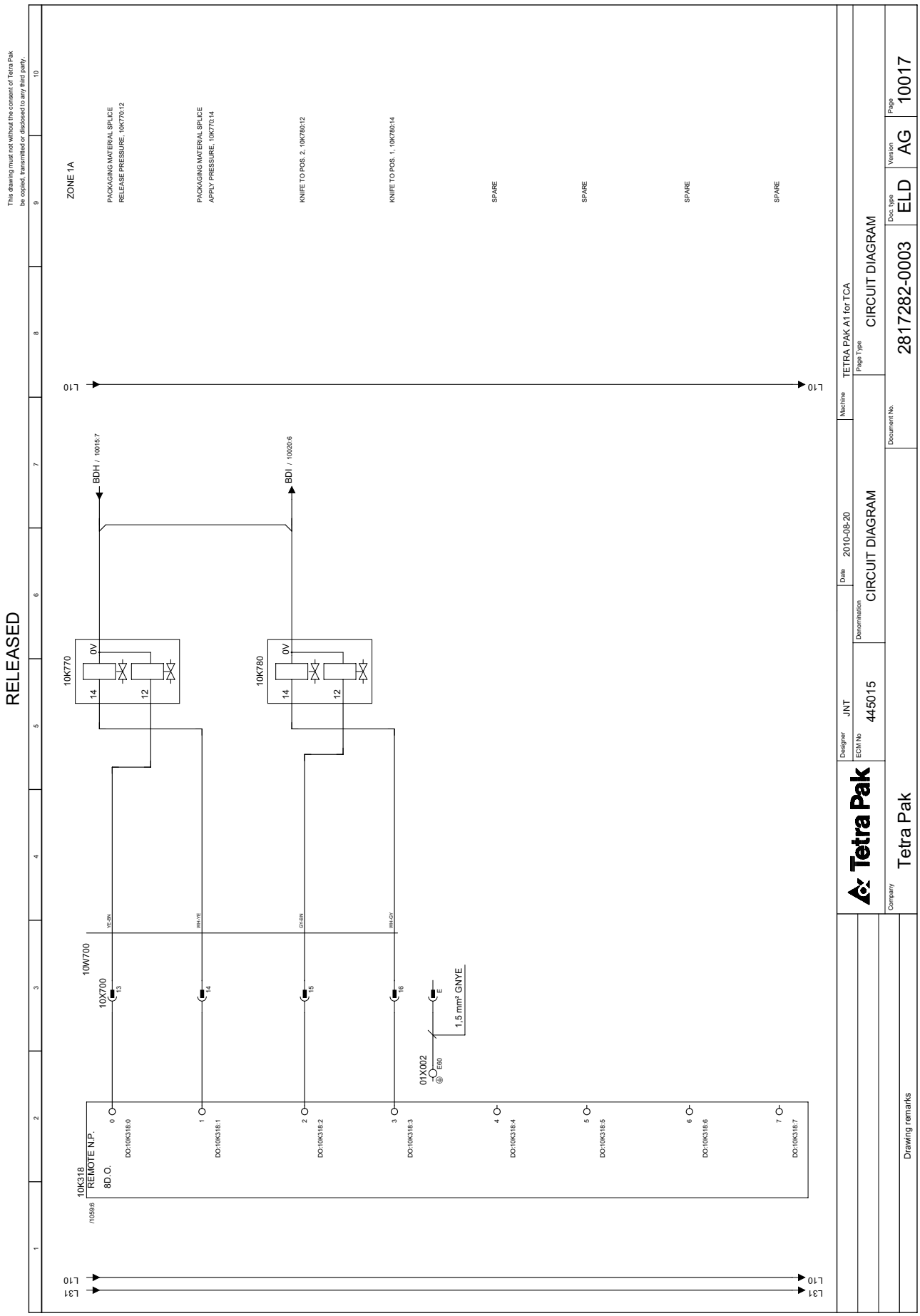
RELEASED
This drawing must not without the consent of Tetra Pak be copied, transmitted or disclosed to any third party.
ZONE 1A
PACKAGING MATERIAL SPLICE RELEASE PRESSURE, 10K770:12
PACKAGING MATERIAL SPLICE APPLY PRESSURE, 10K770:14
KNIFE TO POS. 2, 10K780:12
KNIFE TO POS. 1, 10K780:14
SPARE
SPARE
SPARE
SPARE
L10
L31
BDH / 10015:7
BDI / 10020:6
10K770
10K780
0V
14
12
10W700
10X700
13
14
15
16
YE-BN
WH-NE
GY-BN
WH-GY
01X002
E60
E
1,5 mm² GNYE
10K318
REMOTE N.P.
8D.O.
/10599:6
DO:10K318:0
DO:10K318:1
DO:10K318:2
DO:10K318:3
DO:10K318:4
DO:10K318:5
DO:10K318:6
DO:10K318:7
Tetra Pak
Designer JNT
ECM No 445015
Denomination CIRCUIT DIAGRAM
Date 2010-08-20
Machine TETRA PAK A1 for TCA
Page Type CIRCUIT DIAGRAM
Document No. 2817282-0003
Doc. type ELD
Version AG
Page 10017
Company Tetra Pak
Drawing remarks


RELEASED
This drawing must not without the consent of Tetra Pak be copied, transmitted or disclosed to any third party.
ZONE 1A
SPARE
PACKAGING MATERIAL SPLICE.
10Q064
SPARE
SPARE
/10004:3
21 4 22 /1020:2
5 6
3 4
1 2
L10
L10
10Q064
A2
A1
10K317
REMOTE N.P.
4D.O.
/10596
0
1
2
3
DO:10K317:0
DO:10K317:1
DO:10K317:2
DO:10K317:3
L31
L31
Tetra Pak
Designer JNT
ECM No 445015
Denomination CIRCUIT DIAGRAM
Date 2010-08-20
Machine TETRA PAK A1 for TCA
Page Type CIRCUIT DIAGRAM
Company Tetra Pak
Drawing remarks
Document No. 2817282-0003
Doc. type ELD
Version AG
Page 10018


RELEASED
This drawing must not without the consent of Tetra Pak be copied, transmitted or disclosed to any third party.
ZONE 1B
10X317
/10596
REMOTE N.P.
FPD
0
2
4
6
1
3
5
7
L10
L32
L10
L32
Tetra Pak
Designer JNT
ECM No 445015
Date 2010-08-20
Denomination CIRCUIT DIAGRAM
Machine TETRA PAK A1 for TCA
Page Type CIRCUIT DIAGRAM
Document No. 2817282-0003
Doc. type ELD
Version AG
Page 10019
Company Tetra Pak
Drawing remarks

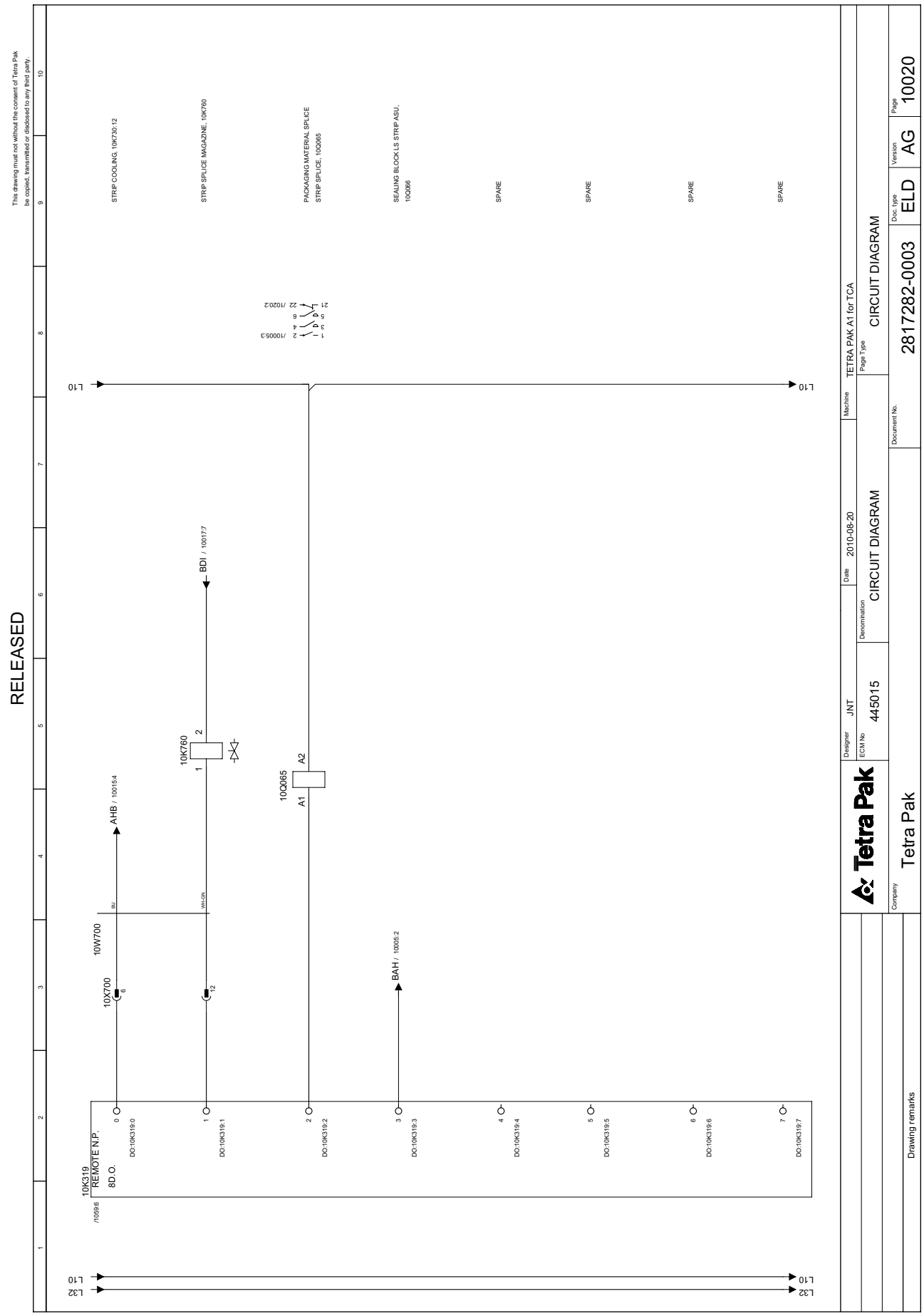
RELEASED
This drawing must not without the consent of Tetra Pak be copied, transmitted or disclosed to any third party.
STRIP COOLING, 10K730:12
STRIP SPLICE MAGAZINE, 10K760
PACKAGING MATERIAL SPLICE STRIP SPLICE, 10Q065
SEALING BLOCK LS STRIP ASU, 10Q066
SPARE
SPARE
SPARE
SPARE
L10
L32
10K319
REMOTE N.P.
8D.O.
/10596
10X700
10W700
10K760
10Q065
A1
A2
AHB / 10015:4
BDI / 10017:7
BAH / 10005:2
DO:10K319:0
DO:10K319:1
DO:10K319:2
DO:10K319:3
DO:10K319:4
DO:10K319:5
DO:10K319:6
DO:10K319:7
Designer JNT
Date 2010-08-20
Machine TETRA PAK A1 for TCA
ECM No 445015
Denomination CIRCUIT DIAGRAM
Page Type CIRCUIT DIAGRAM
Company Tetra Pak
Drawing remarks
Document No. 2817282-0003
Doc. type ELD
Version AG
Page 10020


RELEASED
This drawing must not without the consent of Tetra Pak be copied, transmitted or disclosed to any third party.
ZONE 2
10X319
/10596
REMOTE N.P.
FPD
0
2
4
6
1
3
5
7
L10
L41
L10
L41
Designer JNT
ECM No 445015
Denomination CIRCUIT DIAGRAM
Date 2010-08-20
Machine TETRA PAK A1 for TCA
Page Type CIRCUIT DIAGRAM
Document No. 2817282-0003
Doc. type ELD
Version AG
Page 10021
Company Tetra Pak
Drawing remarks

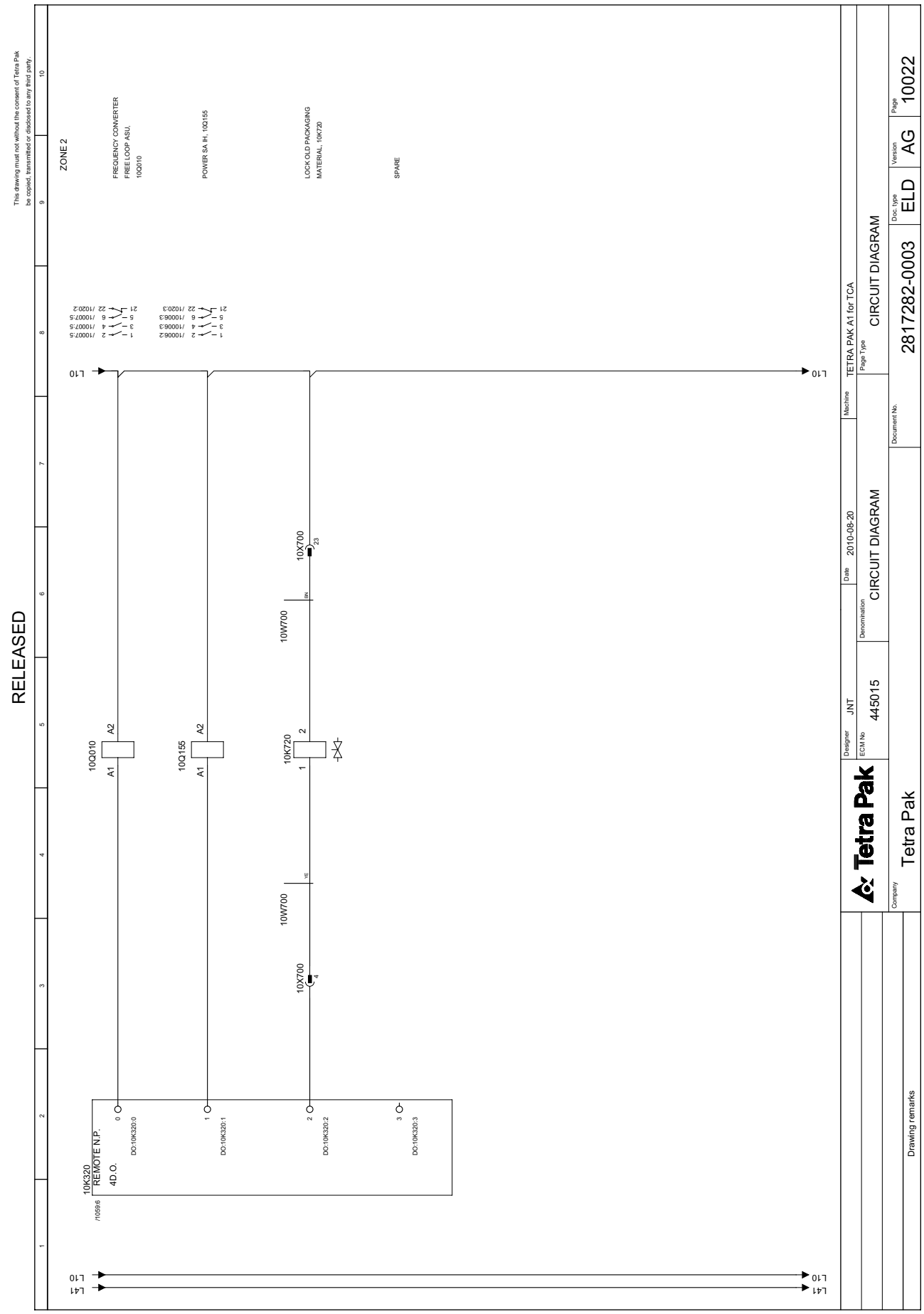
RELEASED
This drawing must not without the consent of Tetra Pak be copied, transmitted or disclosed to any third party.
ZONE 2
FREQUENCY CONVERTER FREE LOOP ASU. 10Q010
POWER SA IH. 10Q155
LOCK OLD PACKAGING MATERIAL. 10K720
SPARE
10Q010
10Q155
10K720
10K320 REMOTE N.P. 4D.O.
10W700
10X700
L10
L41
Tetra Pak
Designer JNT
Date 2010-08-20
Machine TETRA PAK A1 for TCA
ECM No 445015
Denomination CIRCUIT DIAGRAM
Page Type CIRCUIT DIAGRAM
Document No. 2817282-0003
Doc. type ELD
Version AG
Page 10022
Company Tetra Pak
Drawing remarks

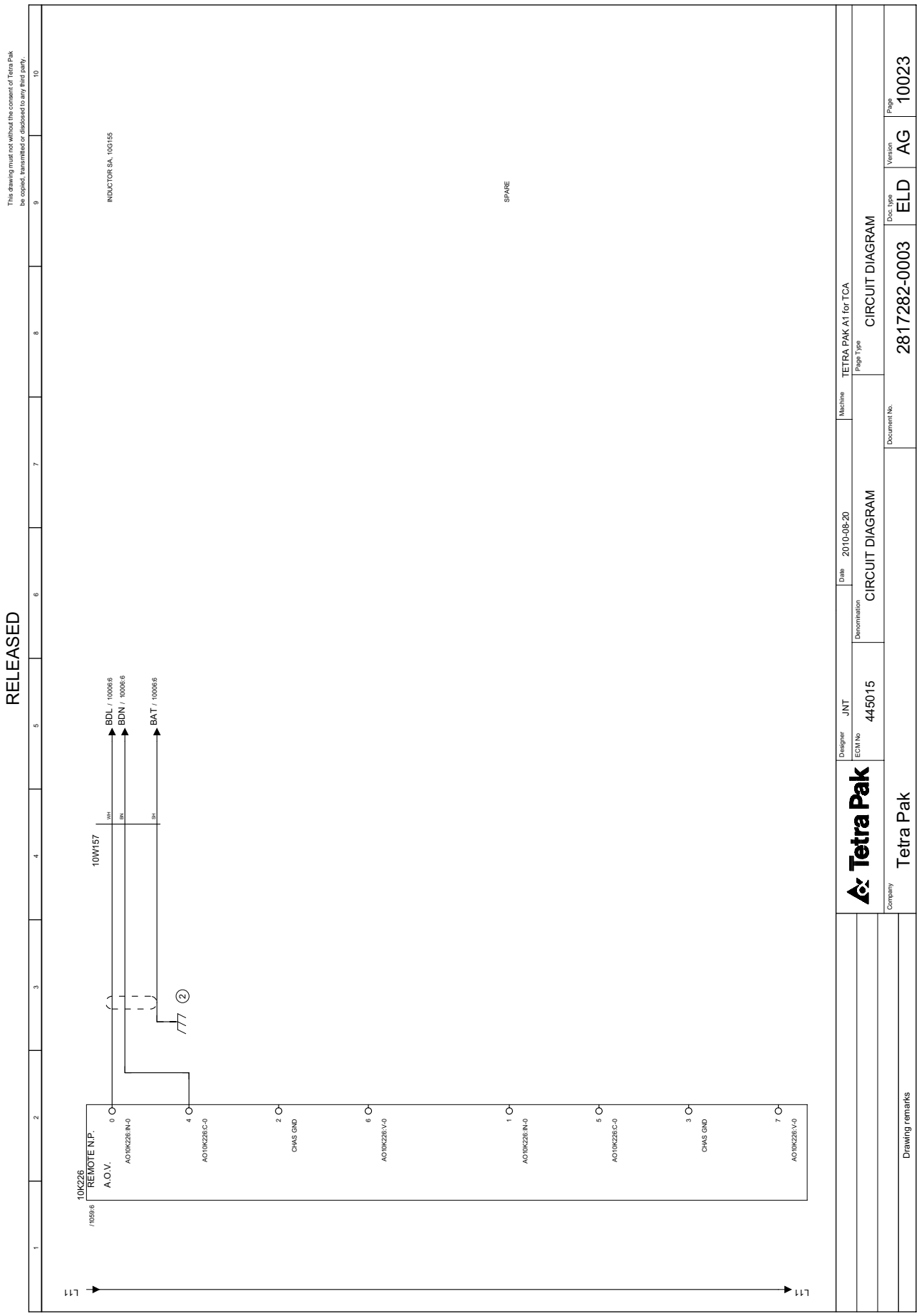
RELEASED
This drawing must not without the consent of Tetra Pak be copied, transmitted or disclosed to any third party.
INDUCTOR SA, 10G155
SPARE
10K226
REMOTE N.P.
A.O.V.
/ 10589:6
10W157
BDL / 10006:6
BDN / 10006:6
BAT / 10006:6
AO10K226:IN-0
AO10K226:C-0
CHAS GND
AO10K226:V-0
AO10K226:IN-0
AO10K226:C-0
CHAS GND
AO10K226:V-0
Tetra Pak
Designer JNT
Date 2010-08-20
Machine TETRA PAK A1 for TCA
ECM No 445015
Denomination CIRCUIT DIAGRAM
Page Type CIRCUIT DIAGRAM
Company Tetra Pak
Document No. 2817282-0003
Doc. type ELD
Version AG
Page 10023
Drawing remarks


RELEASED
This drawing must not without the consent of Tetra Pak be copied, transmitted or disclosed to any third party.
30XL10
30XL11
30XL13
L10
L11
L13
L21
Tetra Pak
Designer JNT
ECM No 445015
Denomination CIRCUIT DIAGRAM
Date 2010-08-20
Machine TETRA PAK A1 for TCA
Page Type CIRCUIT DIAGRAM
Document No. 2817282-0003
Doc. type ELD
Version AG
Page 30001
Company Tetra Pak
Drawing remarks


RELEASED
This drawing must not without the consent of Tetra Pak be copied, transmitted or disclosed to any third party.
30XL50
30XL51
30XL61
L61
L61
L50
L51
L51
L50
Tetra Pak
Designer JNT
ECM No 445015
Denomination CIRCUIT DIAGRAM
Date 2010-08-20
Machine TETRA PAK A1 for TCA
Page Type CIRCUIT DIAGRAM
Document No. 2817282-0003
Doc. type ELD
Version AG
Page 30002
Company Tetra Pak
Drawing remarks

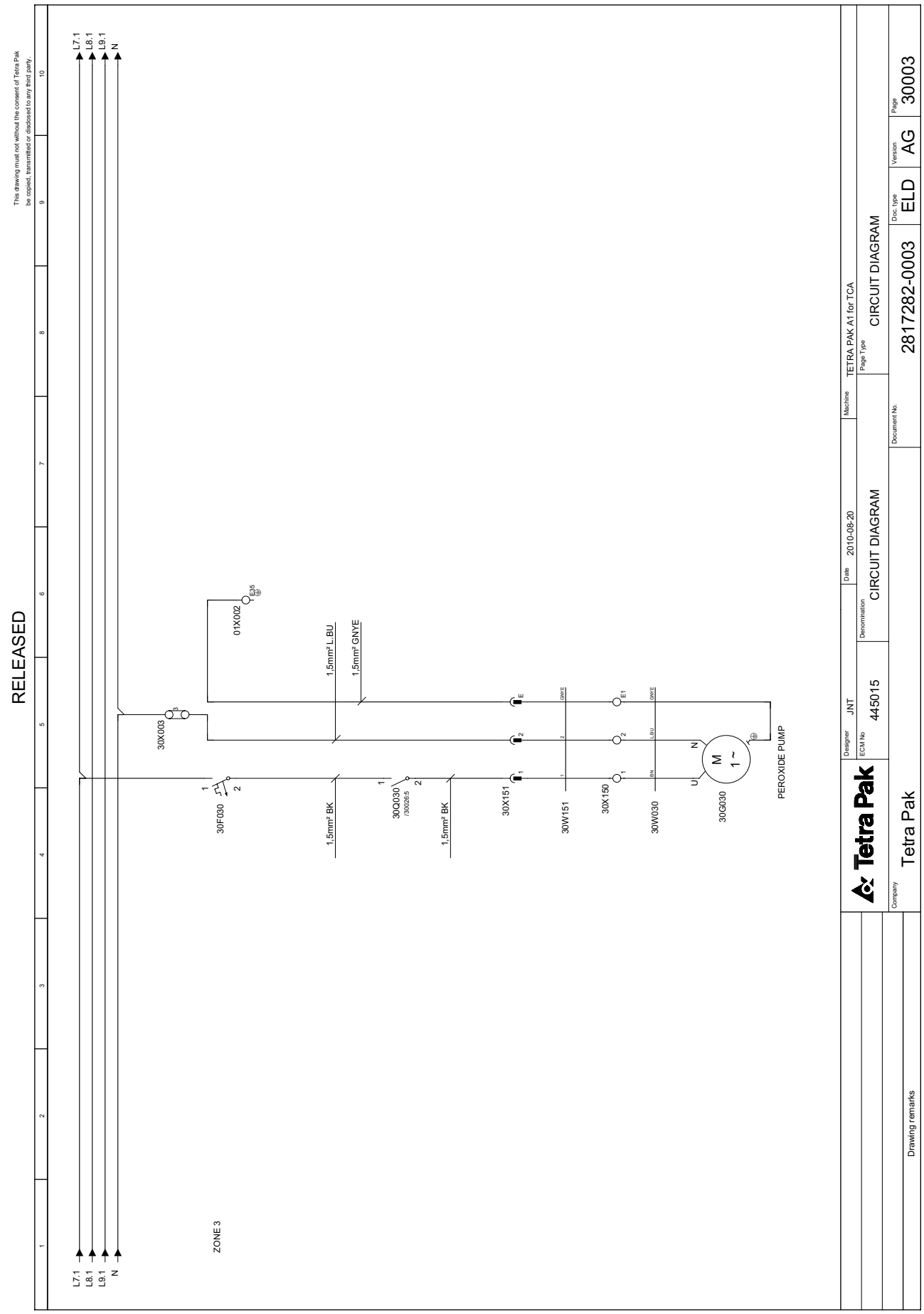
RELEASED
This drawing must not without the consent of Tetra Pak be copied, transmitted or disclosed to any third party.
L7.1
L8.1
L9.1
N
ZONE 3
30X003
01X002
1,5mm² L.BU
1,5mm² GNYE
30F030
1,5mm² BK
30Q030
/300265
1,5mm² BK
30X151
30W151
30X150
30W030
30G030
PEROXIDE PUMP
M
1 ~
Tetra Pak
Designer JNT
Date 2010-08-20
Machine TETRA PAK A1 for TCA
ECM No 445015
Denomination CIRCUIT DIAGRAM
Page Type CIRCUIT DIAGRAM
Document No. 2817282-0003
Doc. type ELD
Version AG
Page 30003
Company Tetra Pak
Drawing remarks

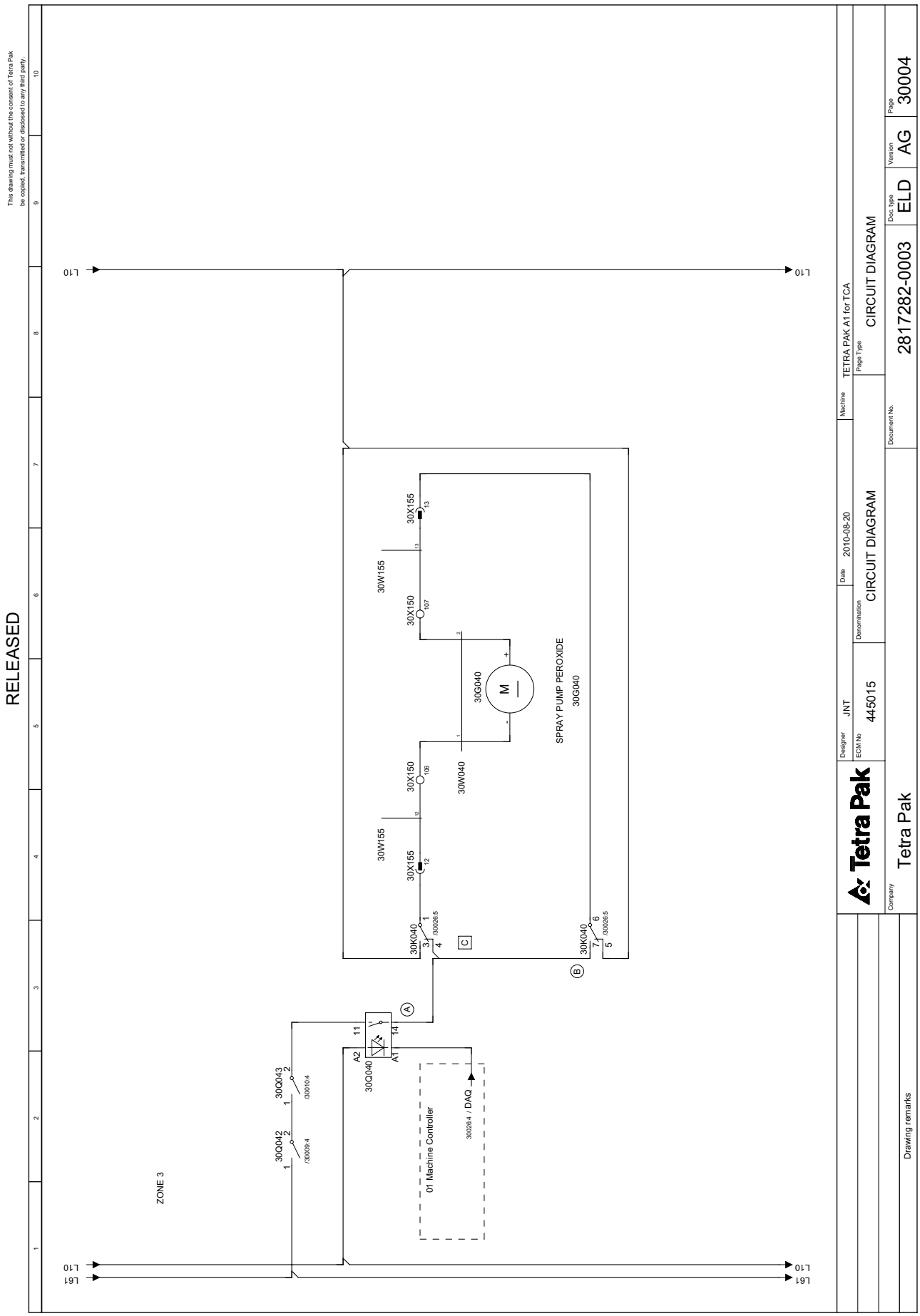
RELEASED
This drawing must not without the consent of Tetra Pak be copied, transmitted or disclosed to any third party.
ZONE 3
L10
L61
30Q042
30Q043
30Q040
01 Machine Controller
30026:4 / DAQ
30K040
30W155
30X155
30X150
30W040
30G040
SPRAY PUMP PEROXIDE
Tetra Pak
Designer JNT
ECM No 445015
Denomination CIRCUIT DIAGRAM
Date 2010-08-20
Machine TETRA PAK A1 for TCA
Page Type CIRCUIT DIAGRAM
Document No. 2817282-0003
Doc. type ELD
Version AG
Page 30004
Company Tetra Pak
Drawing remarks

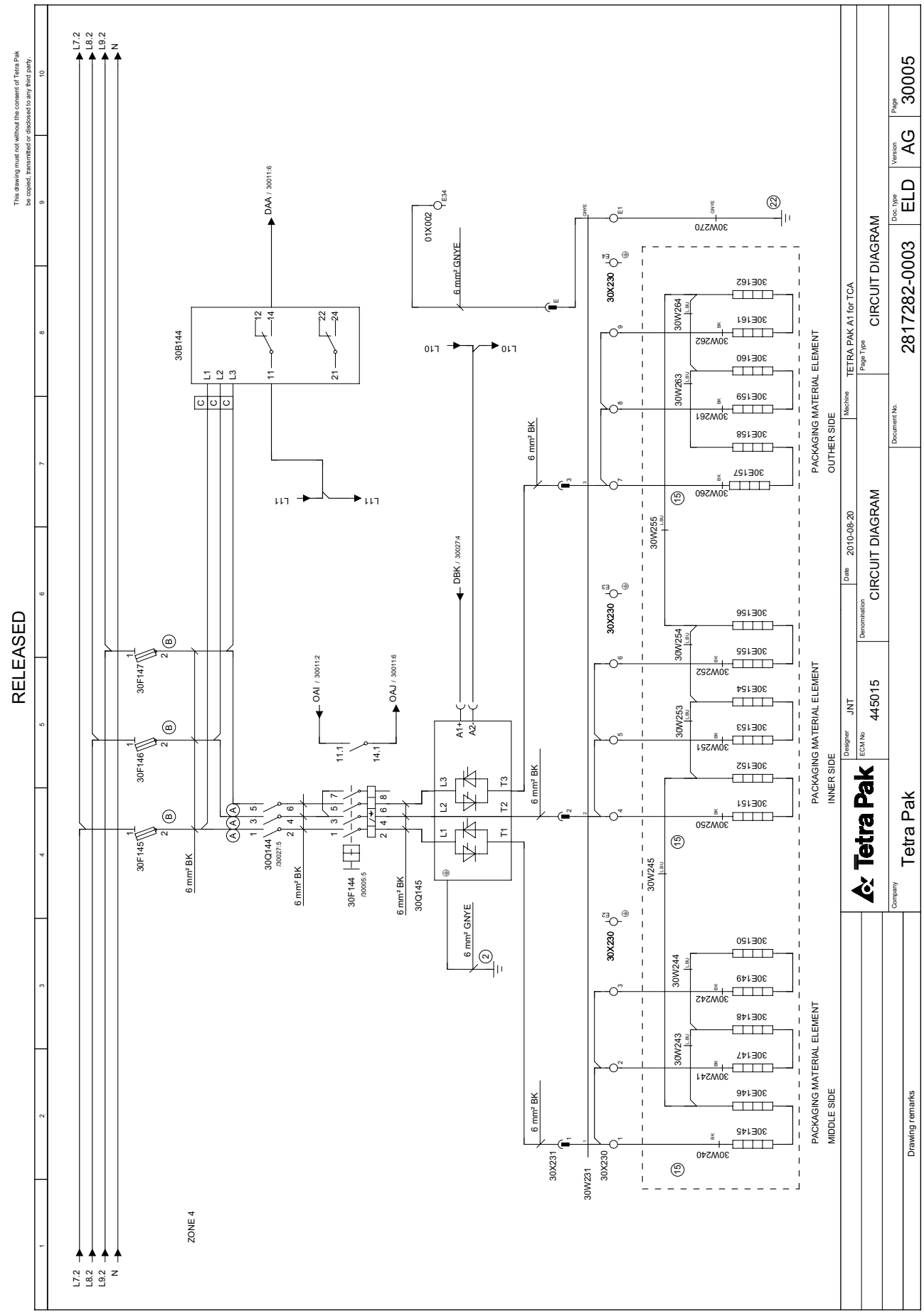
RELEASED
This drawing must not without the consent of Tetra Pak be copied, transmitted or disclosed to any third party.
L7.2
L8.2
L9.2
N
ZONE 4
30B144
DAA / 30011:6
30F147
30F146
30F145
30Q144
30F144
30Q145
OAI / 30011:2
OAJ / 30011:6
DBK / 30027:4
01X002
6 mm² GNYE
6 mm² BK
30X230
30X231
30W270
30W260
30W261
30W262
30W263
30W264
30W255
30W254
30W253
30W251
30W250
30W245
30W244
30W243
30W242
30W241
30W240
PACKAGING MATERIAL ELEMENT
OUTHER SIDE
INNER SIDE
MIDDLE SIDE
Tetra Pak
Designer JNT
Date 2010-08-20
Machine
TETRA PAK A1 for TCA
ECM No 445015
Denomination CIRCUIT DIAGRAM
Page Type CIRCUIT DIAGRAM
Company Tetra Pak
Drawing remarks
Document No. 2817282-0003
Doc. type ELD
Version AG
Page 30005

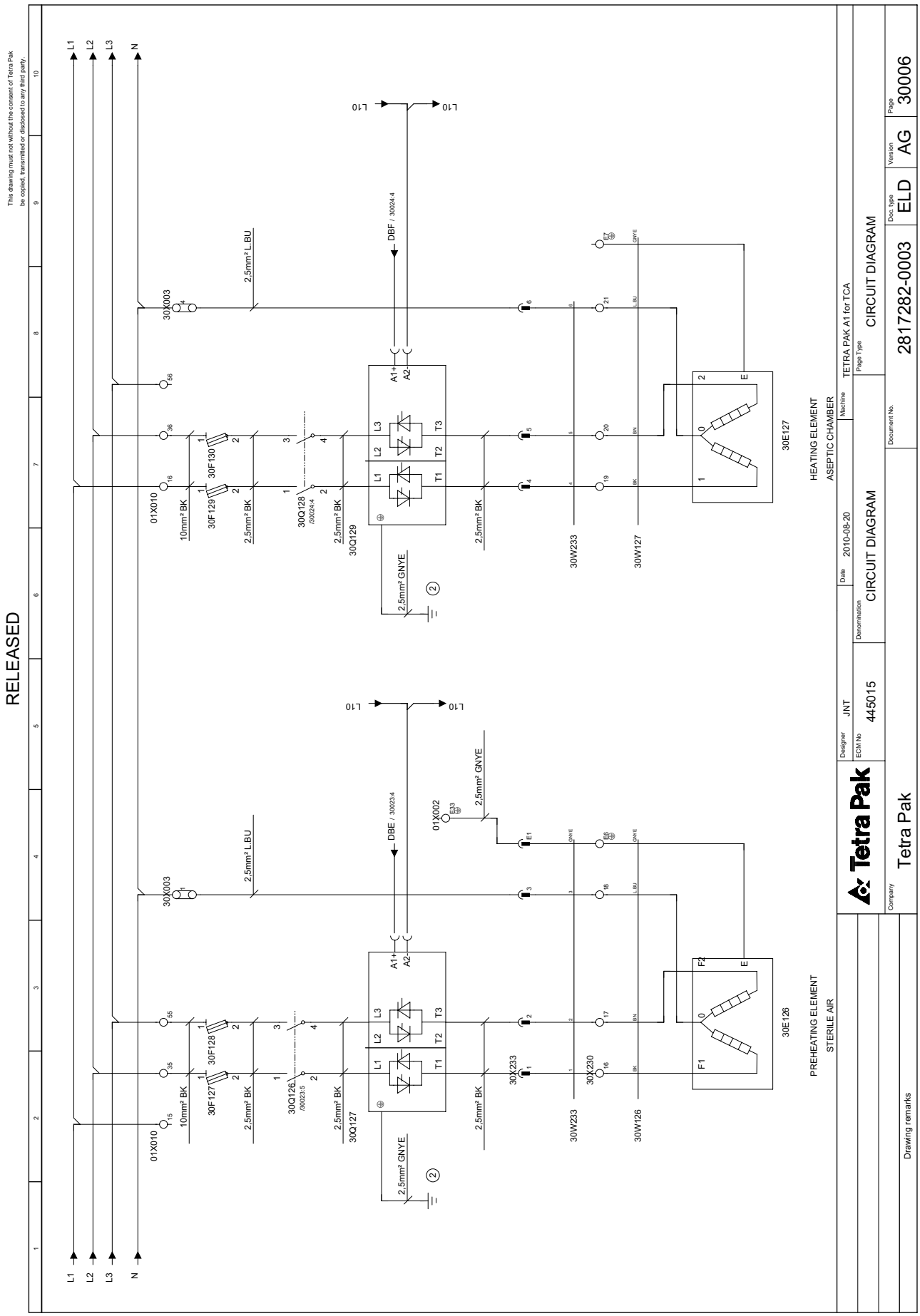
RELEASED
This drawing must not without the consent of Tetra Pak be copied, transmitted or disclosed to any third party.
L1
L2
L3
N
01X010
30K003
30F128
30F127
30F129
30F130
30Q126
30Q127
30Q128
30Q129
30X233
30X230
30W233
30W126
30W127
30E126
30E127
01X002
DBE / 30023:4
DBF / 30024:4
10mm² BK
2.5mm² BK
2.5mm² L.BU
2.5mm² GNYE
HEATING ELEMENT
ASEPTIC CHAMBER
PREHEATING ELEMENT
STERILE AIR
Tetra Pak
Designer JNT
Date 2010-08-20
Machine
TETRA PAK A1 for TCA
ECM No 445015
Denomination CIRCUIT DIAGRAM
Page Type CIRCUIT DIAGRAM
Company Tetra Pak
Document No. 2817282-0003
Doc. type ELD
Version AG
Page 30006
Drawing remarks

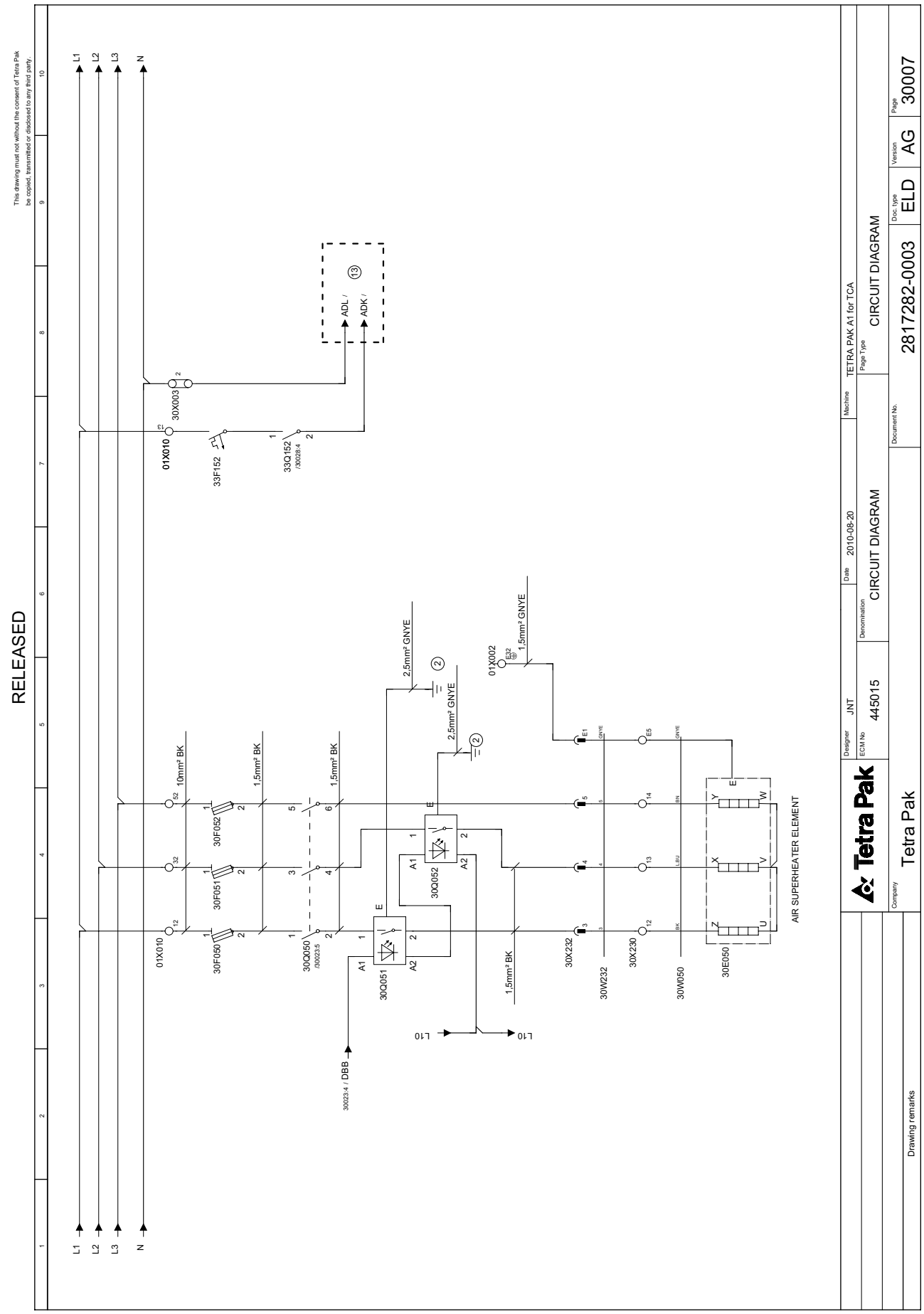
RELEASED
This drawing must not without the consent of Tetra Pak be copied, transmitted or disclosed to any third party.
L1
L2
L3
N
01X010
30X003
33F152
33Q152
/30028:4
ADL /
ADK /
13
30F050
30F051
30F052
10mm² BK
1,5mm² BK
30Q050
/30023:5
30Q051
30Q052
A1
A2
2,5mm² GNYE
01X002
1,5mm² GNYE
30X232
30X230
30W232
30W050
30E050
AIR SUPERHEATER ELEMENT
30023:4 / DBB
L10
Tetra Pak
Designer JNT
ECM No 445015
Denomination CIRCUIT DIAGRAM
Date 2010-08-20
Machine TETRA PAK A1 for TCA
Page Type CIRCUIT DIAGRAM
Document No. 2817282-0003
Doc. type ELD
Version AG
Page 30007
Company Tetra Pak
Drawing remarks

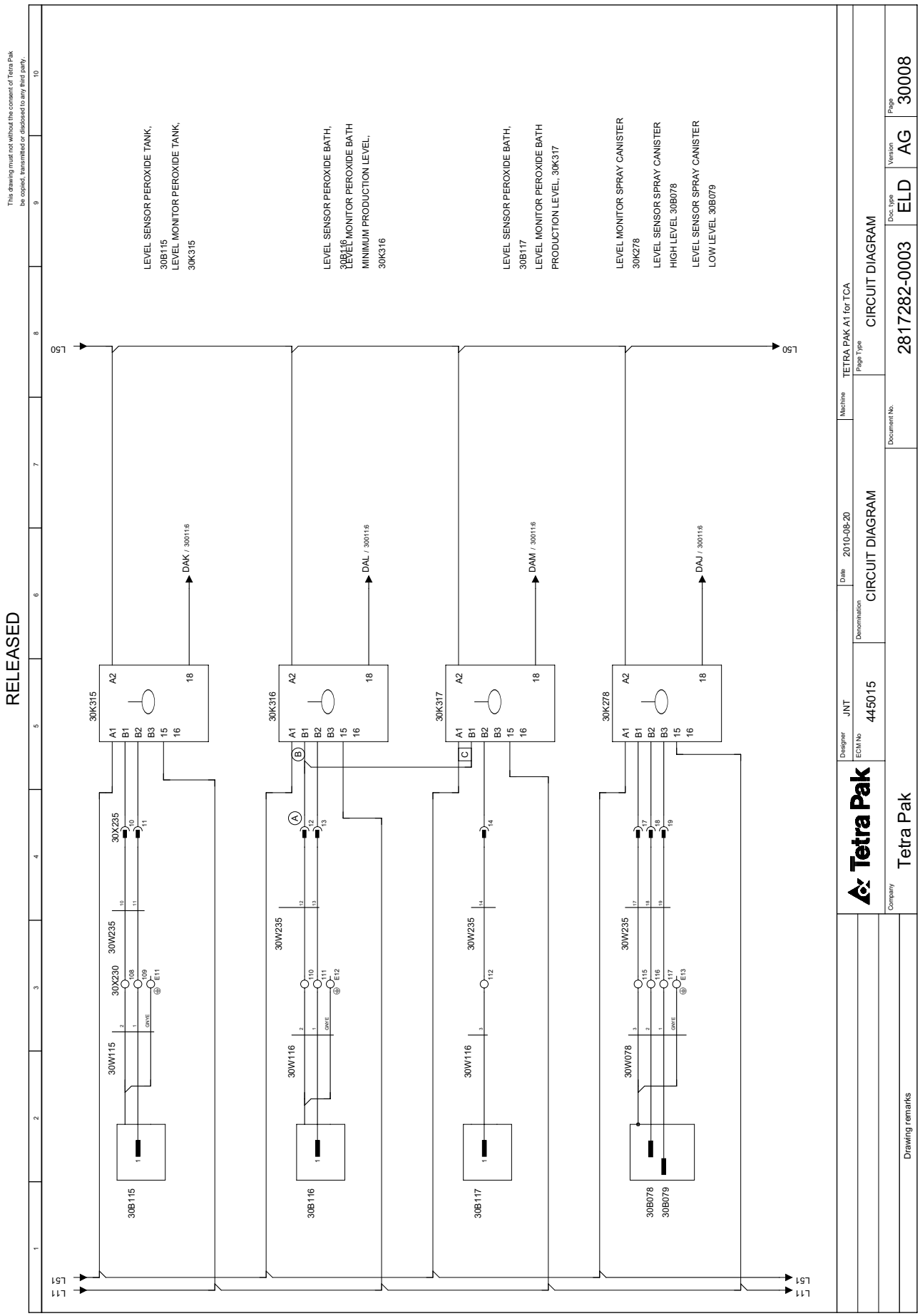
RELEASED
This drawing must not without the consent of Tetra Pak be copied, transmitted or disclosed to any third party.
LEVEL SENSOR PEROXIDE TANK, 30B115
LEVEL MONITOR PEROXIDE TANK, 30K315
LEVEL SENSOR PEROXIDE BATH, 30B116
LEVEL MONITOR PEROXIDE BATH MINIMUM PRODUCTION LEVEL, 30K316
LEVEL SENSOR PEROXIDE BATH, 30B117
LEVEL MONITOR PEROXIDE BATH PRODUCTION LEVEL, 30K317
LEVEL MONITOR SPRAY CANISTER 30K278
LEVEL SENSOR SPRAY CANISTER HIGH LEVEL 30B078
LEVEL SENSOR SPRAY CANISTER LOW LEVEL 30B079
L50
L11
L51
DAK / 300116
DAL / 300116
DAM / 300116
DAJ / 300116
30K315
30K316
30K317
30K278
30X235
30X230
30W115
30W235
30W116
30W078
30B115
30B116
30B117
30B078
30B079
Designer JNT
Date 2010-08-20
Machine TETRA PAK A1 for TCA
ECM No 445015
Denomination CIRCUIT DIAGRAM
Page Type CIRCUIT DIAGRAM
Company Tetra Pak
Document No. 2817282-0003
Doc. type ELD
Version AG
Page 30008
Drawing remarks

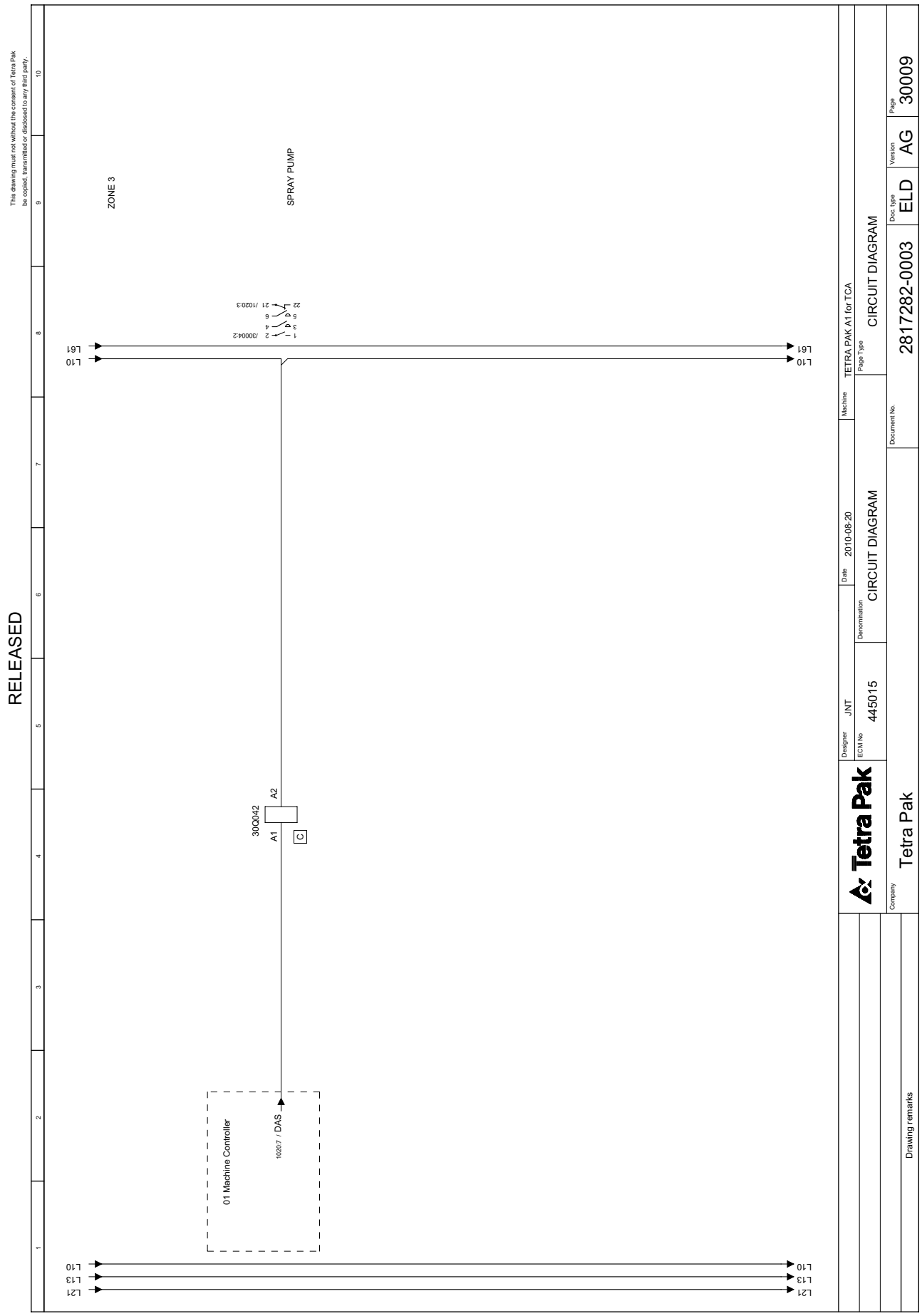
RELEASED
This drawing must not without the consent of Tetra Pak be copied, transmitted or disclosed to any third party.
ZONE 3
SPRAY PUMP
L61
L10
/30004:2
/1020:3
30Q042
A2
A1
C
01 Machine Controller
1020:7 / DAS
L10
L13
L21
Designer JNT
Date 2010-08-20
Machine TETRA PAK A1 for TCA
ECM No 445015
Denomination CIRCUIT DIAGRAM
Page Type CIRCUIT DIAGRAM
Company Tetra Pak
Drawing remarks
Document No. 2817282-0003
Doc. type ELD
Version AG
Page 30009

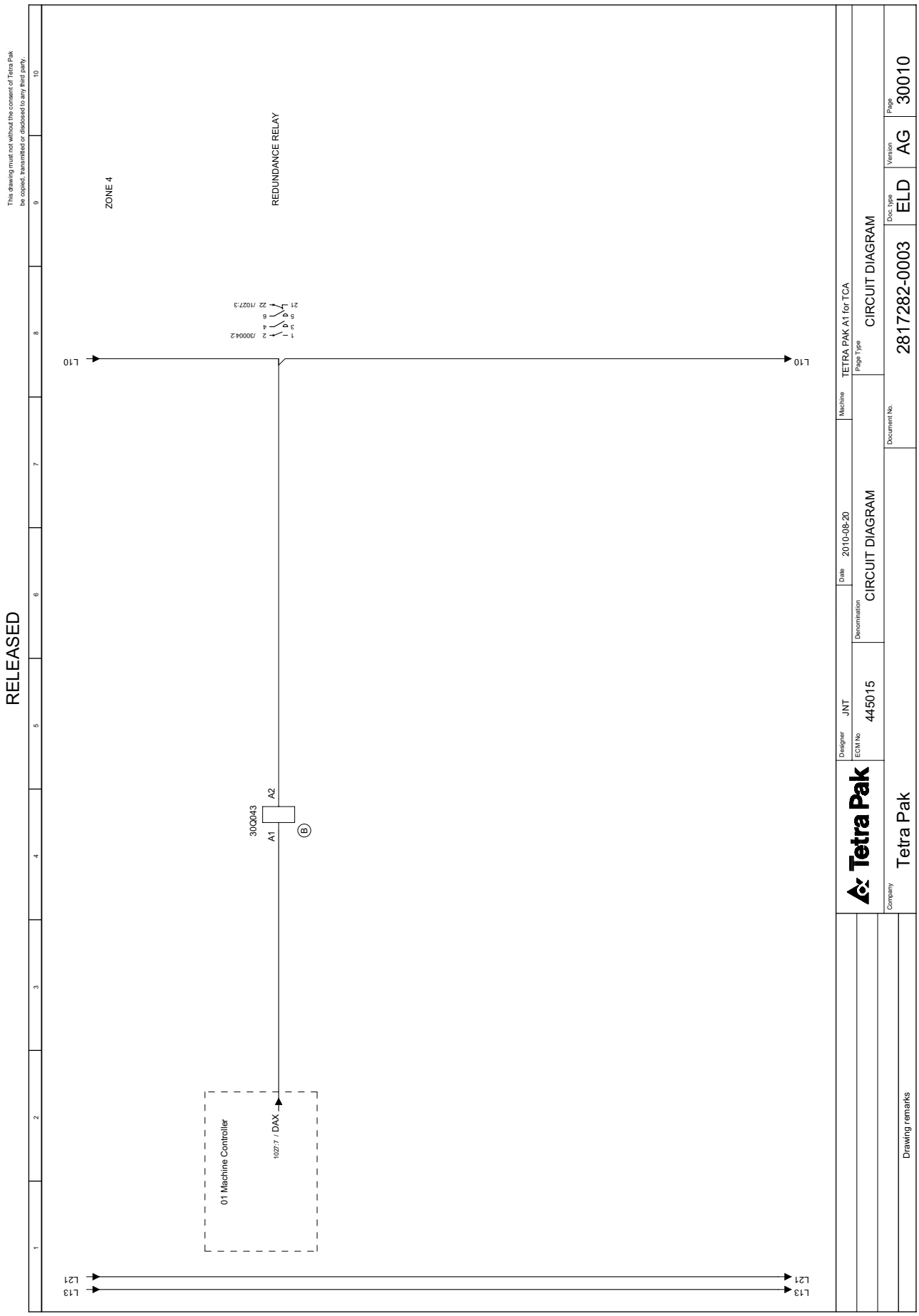
RELEASED
This drawing must not without the consent of Tetra Pak be copied, transmitted or disclosed to any third party.
ZONE 4
REDUNDANCE RELAY
L10
L10
/300042
/102713
21
22
1
2
3
4
5
6
30Q043
A2
A1
B
01 Machine Controller
102/7 / DAX
L21
L13
L21
L13
Tetra Pak
Designer JNT
ECM No 445015
Denomination CIRCUIT DIAGRAM
Date 2010-08-20
Machine TETRA PAK A1 for TCA
Page Type CIRCUIT DIAGRAM
Company Tetra Pak
Document No. 2817282-0003
Doc. type ELD
Version AG
Page 30010
Drawing remarks

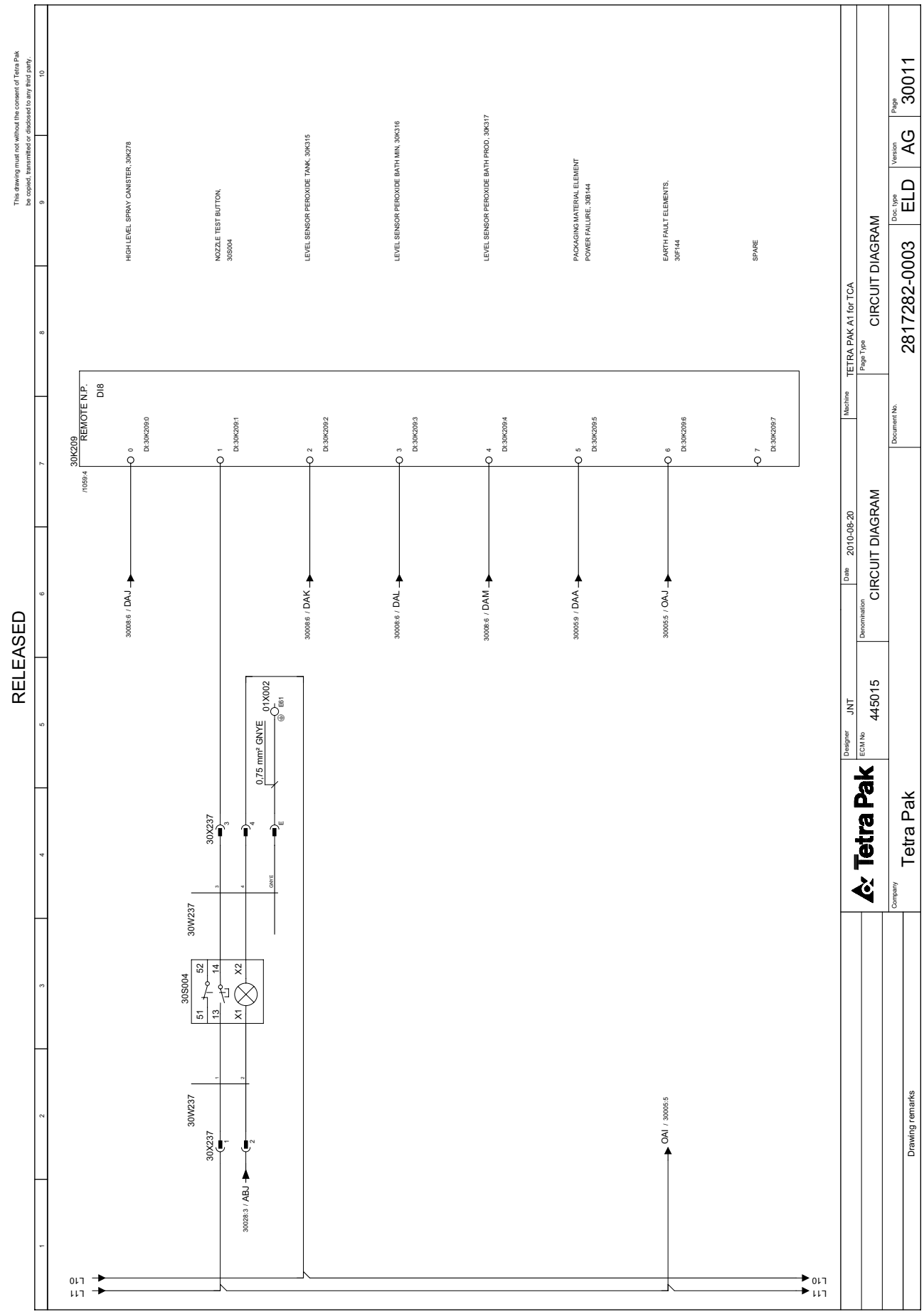
RELEASED
This drawing must not without the consent of Tetra Pak be copied, transmitted or disclosed to any third party.
30K209
/1059:4
REMOTE N.P.
DI8
HIGH LEVEL SPRAY CANISTER, 30K278
NOZZLE TEST BUTTON, 30S004
LEVEL SENSOR PEROXIDE TANK, 30K315
LEVEL SENSOR PEROXIDE BATH MIN, 30K316
LEVEL SENSOR PEROXIDE BATH PROD, 30K317
PACKAGING MATERIAL ELEMENT POWER FAILURE, 30B144
EARTH FAULT ELEMENTS, 30F144
SPARE
30S004
30W237
30X237
0,75 mm² GNYE
01X002
30028:3 / ABJ
OAI / 30005:5
L10
L11
Designer JNT
Date 2010-08-20
Machine TETRA PAK A1 for TCA
ECM No 445015
Denomination CIRCUIT DIAGRAM
Page Type CIRCUIT DIAGRAM
Company Tetra Pak
Drawing remarks
Document No. 2817282-0003
Doc. type ELD
Version AG
Page 30011

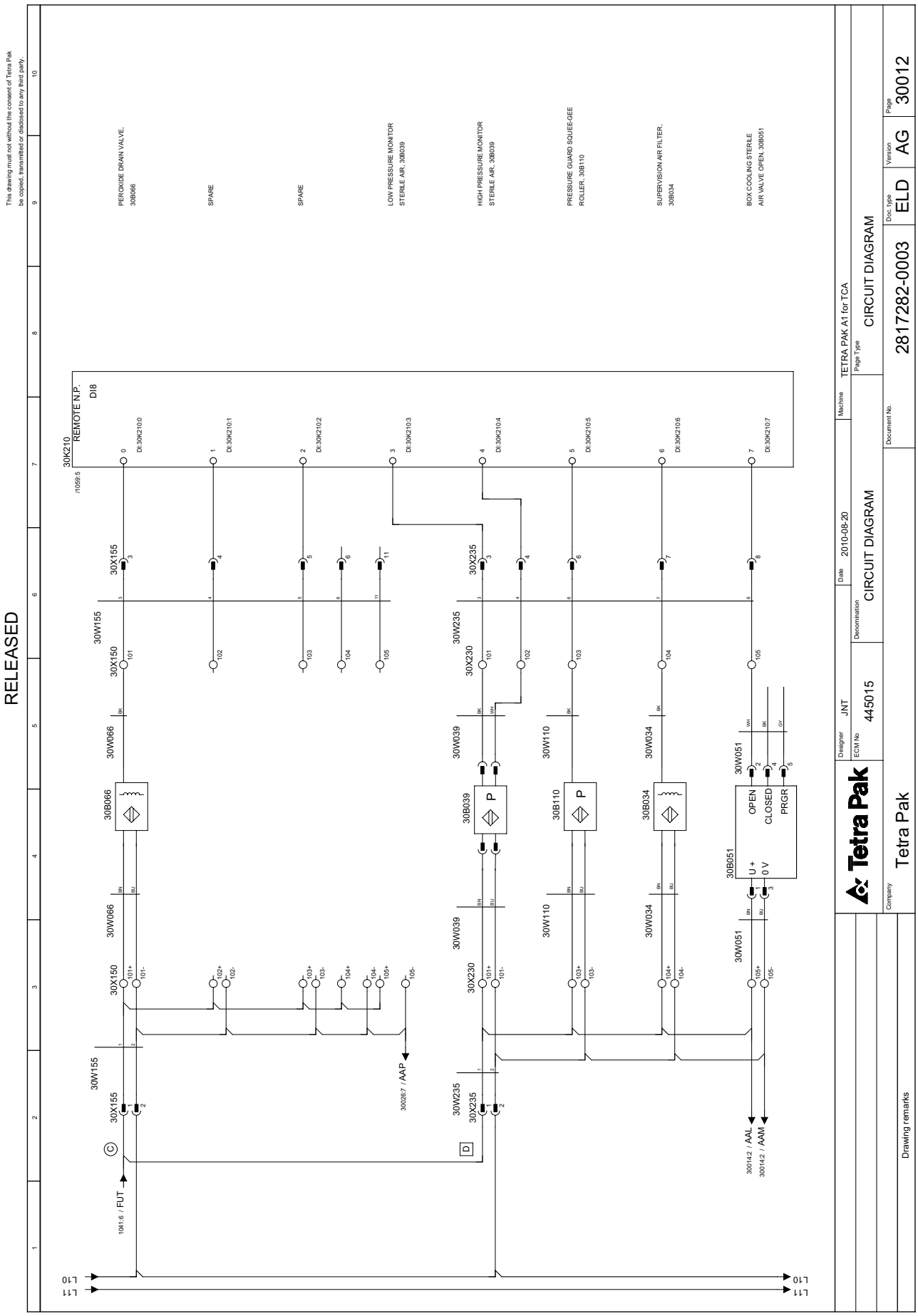
RELEASED
This drawing must not without the consent of Tetra Pak be copied, transmitted or disclosed to any third party.
30K210
REMOTE N.P.
DI8
PEROXIDE DRAIN VALVE, 30B066
SPARE
SPARE
LOW PRESSURE MONITOR STERILE AIR, 30B039
HIGH PRESSURE MONITOR STERILE AIR, 30B039
PRESSURE GUARD SQUEE-GEE ROLLER, 30B110
SUPERVISION AIR FILTER, 30B034
BOX COOLING STERILE AIR VALVE OPEN, 30B051
30B066
30B039
30B110
30B034
30B051
OPEN
CLOSED
PRGR
30W155
30W066
30W039
30W110
30W034
30W051
30W235
30W230
30X155
30X150
30X235
30X230
/ FUT
/ AAP
/ AAL
/ AAM
L10
L11
Tetra Pak
Designer JNT
ECM No 445015
Date 2010-08-20
Denomination CIRCUIT DIAGRAM
Machine TETRA PAK A1 for TCA
Page Type CIRCUIT DIAGRAM
Document No. 2817282-0003
Doc. type ELD
Version AG
Page 30012
Company Tetra Pak
Drawing remarks


RELEASED
This drawing must not without the consent of Tetra Pak be copied, transmitted or disclosed to any third party.
30K211
REMOTE N.P.
DI4
/30016.7
/1059.5
0
DI:30K211:0
1
DI:30K211:1
2
DI:30K211:2
3
DI:30K211:3
1023:6 / OAB
1023:6 / OAC
DOOR MONITOR
PEROXIDE BATH, ZONE 4,
30F112
DOOR MONITOR
HEATING CHAMBER, ZONE 4,
30F122
SPARE
SPARE
L11
L11
Designer JNT
Date 2010-08-20
Machine TETRA PAK A1 for TCA
ECM No 445015
Denomination CIRCUIT DIAGRAM
Page Type CIRCUIT DIAGRAM
Company Tetra Pak
Drawing remarks
Document No. 2817282-0003
Doc. type ELD
Version AG
Page 30013

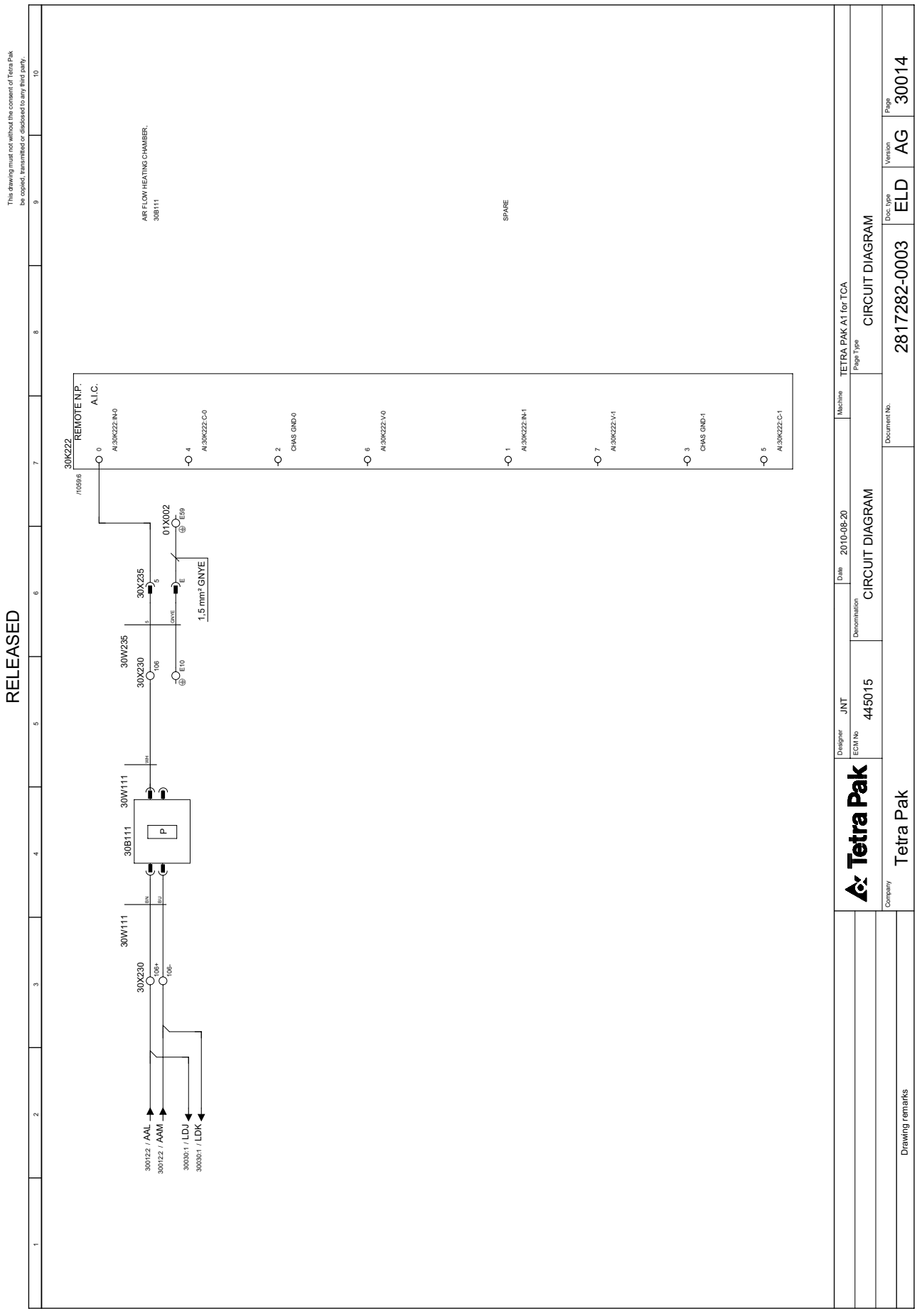
RELEASED
This drawing must not without the consent of Tetra Pak be copied, transmitted or disclosed to any third party.
30K222
/1059:6
REMOTE N.P.
A.I.C.
0 AI:30K222:IN-0
4 AI:30K222:C-0
2 CHAS GND-0
6 AI:30K222:V-0
1 AI:30K222:IN-1
7 AI:30K222:V-1
3 CHAS GND-1
5 AI:30K222:C-1
AIR FLOW HEATING CHAMBER, 30B111
SPARE
01X002
E59
E10
30X235
30W235
30X230
106
30W111
30B111
P
BN
BU
GN/YE
1,5 mm² GNYE
30X230
106+
106-
30W111
30012:2 / AAL
30012:3 / AAM
30030:1 / LDJ
30030:1 / LDK
Tetra Pak
Designer JNT
ECM No 445015
Date 2010-08-20
Denomination CIRCUIT DIAGRAM
Machine TETRA PAK A1 for TCA
Page Type CIRCUIT DIAGRAM
Company Tetra Pak
Document No. 2817282-0003
Doc. type ELD
Version AG
Page 30014
Drawing remarks

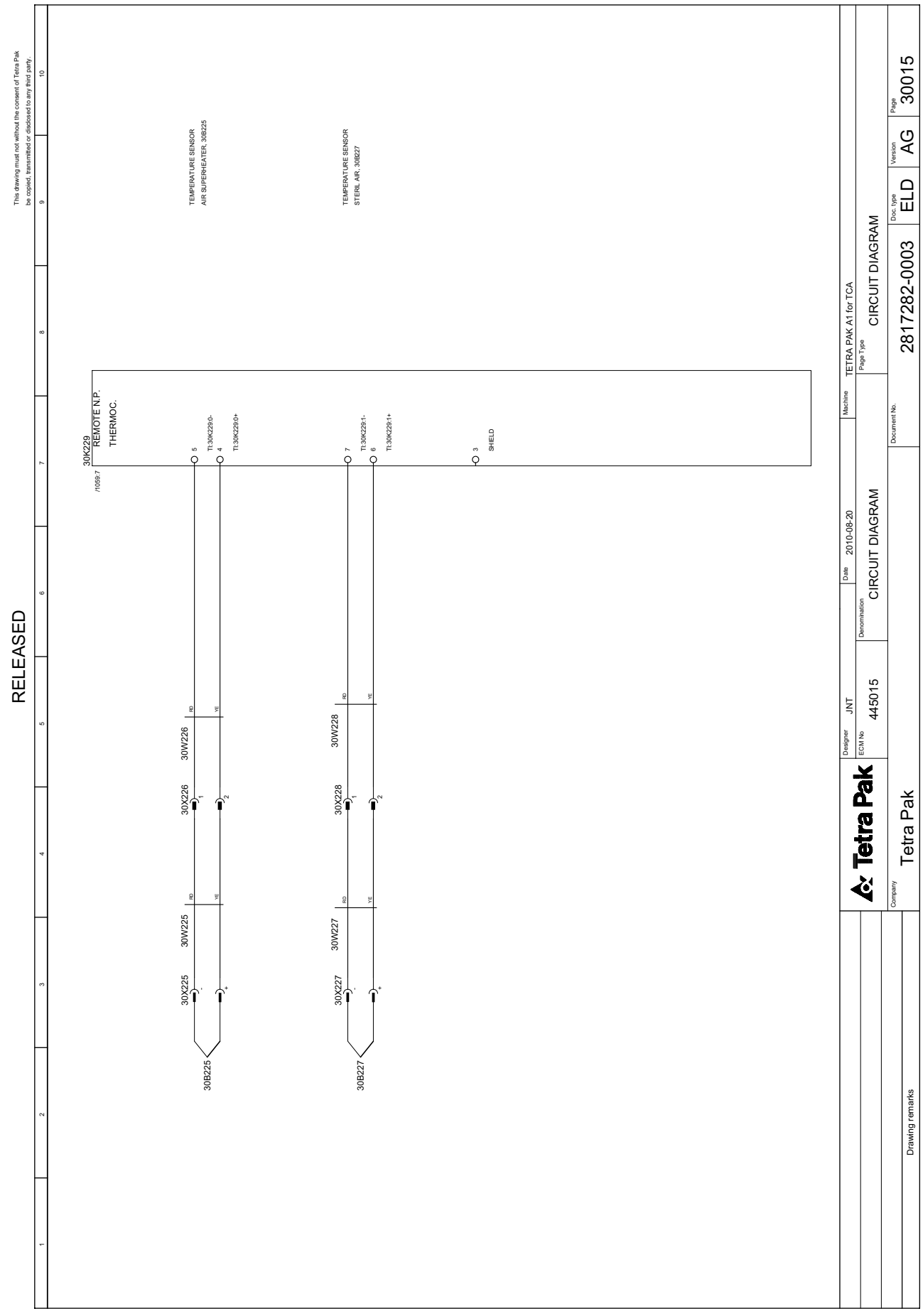
RELEASED
This drawing must not without the consent of Tetra Pak be copied, transmitted or disclosed to any third party.
30K229
/1059:7
REMOTE N.P.
THERMOC.
5
TI:30K229:0-
4
TI:30K229:0+
7
TI:30K229:1-
6
TI:30K229:1+
3
SHIELD
TEMPERATURE SENSOR
AIR SUPERHEATER, 30B225
TEMPERATURE SENSOR
STERIL AIR, 30B227
30X225
30W225
30X226
30W226
30B225
30X227
30W227
30X228
30W228
30B227
RD
YE
Designer
JNT
Date
2010-08-20
Machine
TETRA PAK A1 for TCA
ECM No
445015
Denomination
CIRCUIT DIAGRAM
Page Type
CIRCUIT DIAGRAM
Company
Tetra Pak
Document No.
2817282-0003
Doc. type
ELD
Version
AG
Page
30015
Drawing remarks

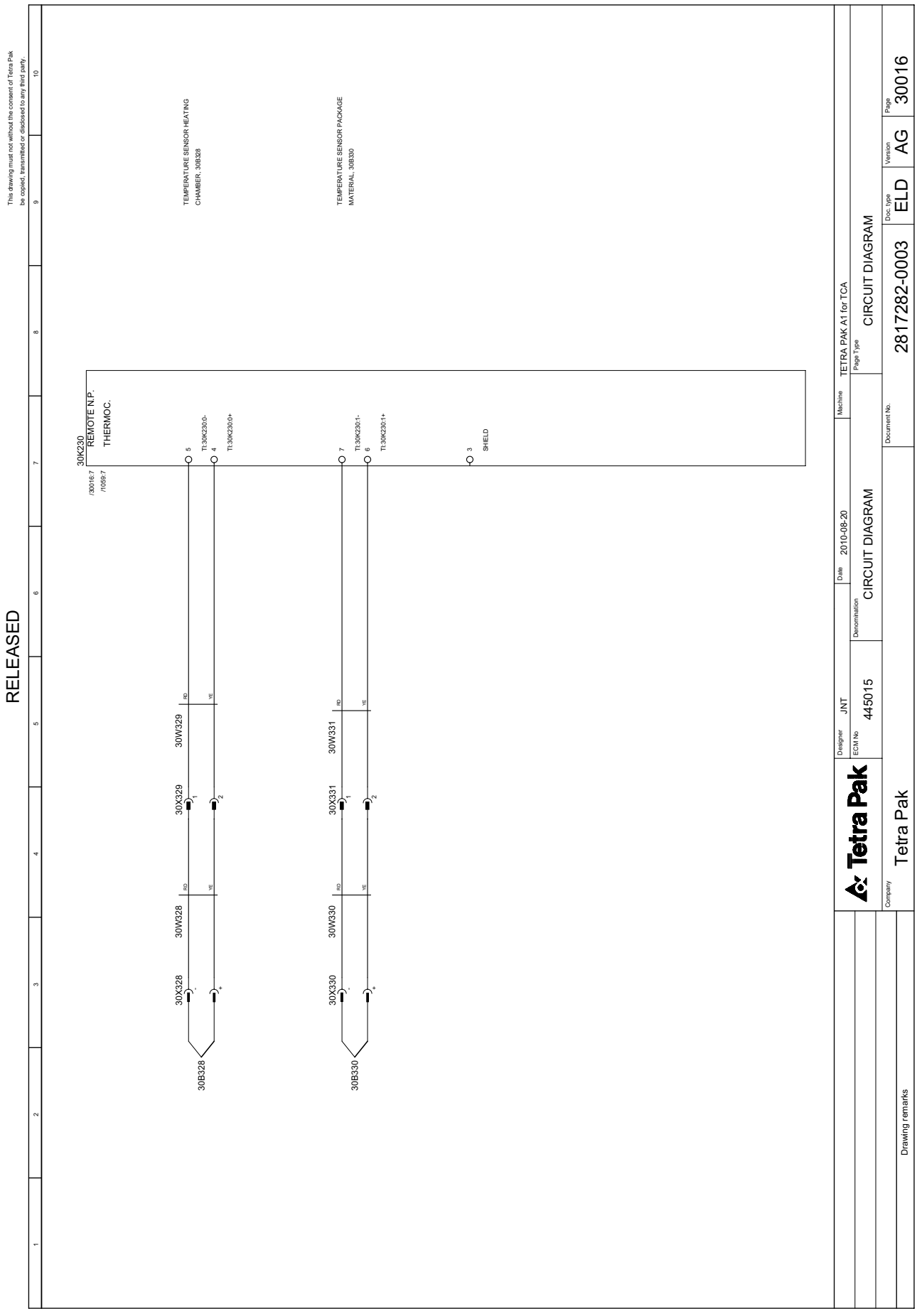
RELEASED
This drawing must not without the consent of Tetra Pak be copied, transmitted or disclosed to any third party.
30K230
REMOTE N.P.
THERMOC.
/30016:7
/1059:7
TEMPERATURE SENSOR HEATING CHAMBER, 30B328
TEMPERATURE SENSOR PACKAGE MATERIAL, 30B330
TI:30K230:0-
TI:30K230:0+
TI:30K230:1-
TI:30K230:1+
SHIELD
30X328
30X329
30X330
30X331
30W328
30W329
30W330
30W331
30B328
30B330
RD
YE
Designer JNT
Date 2010-08-20
Machine TETRA PAK A1 for TCA
ECM No 445015
Denomination CIRCUIT DIAGRAM
Page Type CIRCUIT DIAGRAM
Company Tetra Pak
Document No. 2817282-0003
Doc. type ELD
Version AG
Page 30016
Drawing remarks

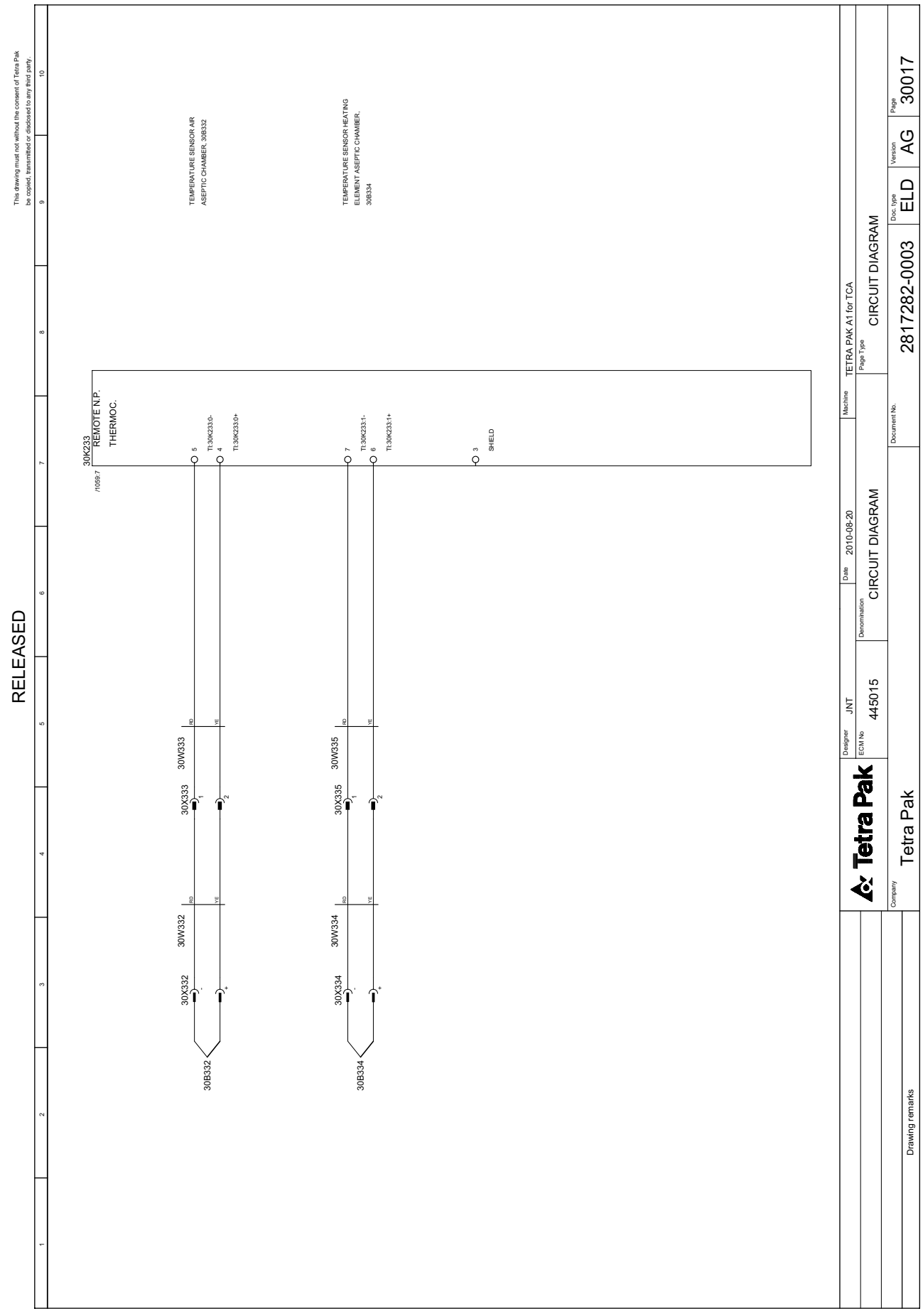
RELEASED
This drawing must not without the consent of Tetra Pak be copied, transmitted or disclosed to any third party.
30K233
/1059:7
REMOTE N.P.
THERMOC.
TEMPERATURE SENSOR AIR ASEPTIC CHAMBER, 30B332
TEMPERATURE SENSOR HEATING ELEMENT ASEPTIC CHAMBER, 30B334
TI:30K233:0-
TI:30K233:0+
TI:30K233:1-
TI:30K233:1+
SHIELD
30W332
30W333
30W334
30W335
30X332
30X333
30X334
30X335
30B332
30B334
RD
YE
Designer JNT
Date 2010-08-20
Machine TETRA PAK A1 for TCA
ECM No 445015
Denomination CIRCUIT DIAGRAM
Page Type CIRCUIT DIAGRAM
Company Tetra Pak
Drawing remarks
Document No. 2817282-0003
Doc. type ELD
Version AG
Page 30017

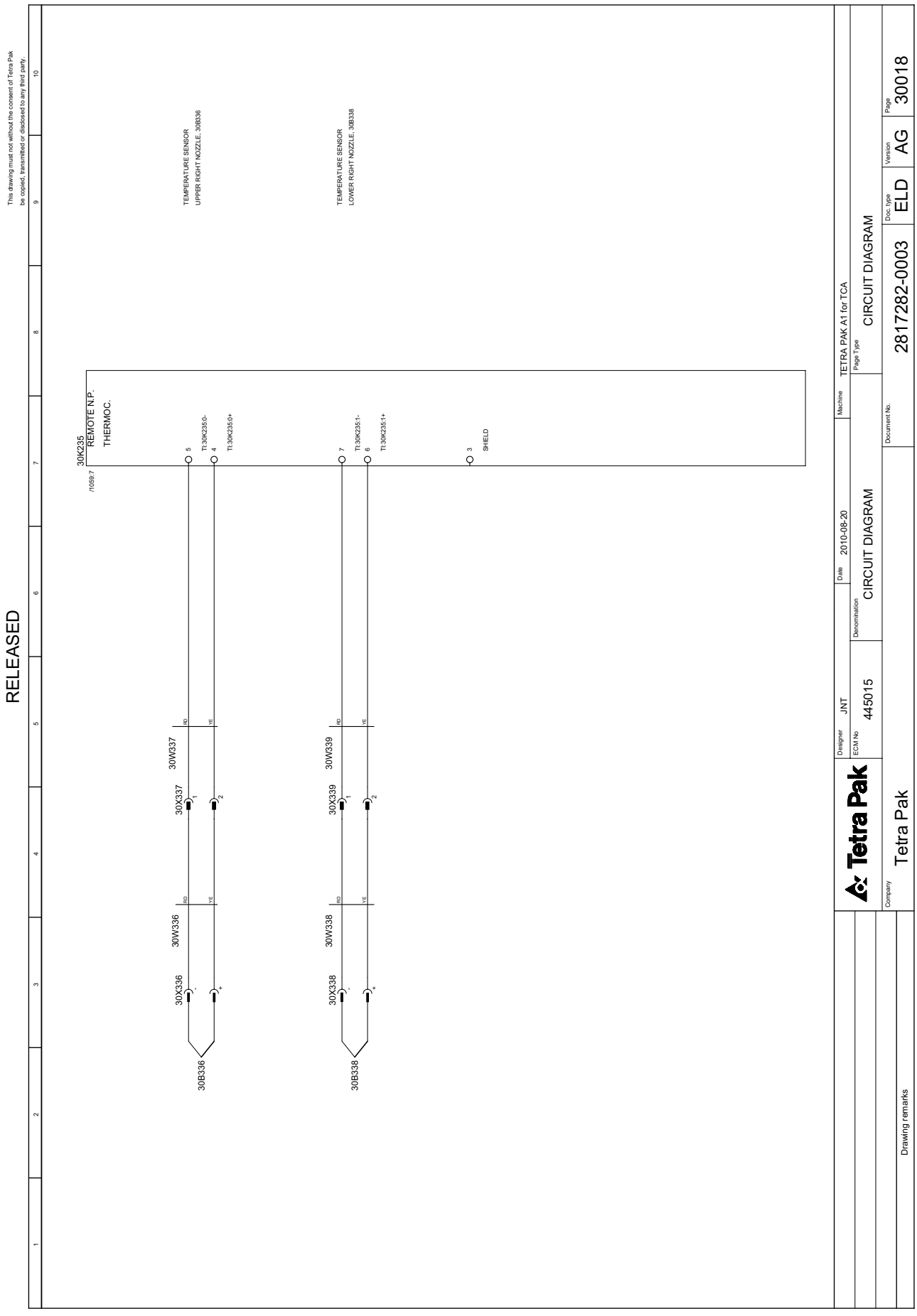
RELEASED
This drawing must not without the consent of Tetra Pak be copied, transmitted or disclosed to any third party.
30K235
/1059:7
REMOTE N.P.
THERMOC.
TEMPERATURE SENSOR
UPPER RIGHT NOZZLE, 30B336
TEMPERATURE SENSOR
LOWER RIGHT NOZZLE, 30B338
TI:30K235:0-
TI:30K235:0+
TI:30K235:1-
TI:30K235:1+
SHIELD
30W336
30W337
30W338
30W339
30X336
30X337
30X338
30X339
30B336
30B338
RD
YE
Tetra Pak
Designer JNT
ECM No 445015
Denomination CIRCUIT DIAGRAM
Date 2010-08-20
Machine TETRA PAK A1 for TCA
Page Type CIRCUIT DIAGRAM
Company Tetra Pak
Drawing remarks
Document No. 2817282-0003
Doc. type ELD
Version AG
Page 30018

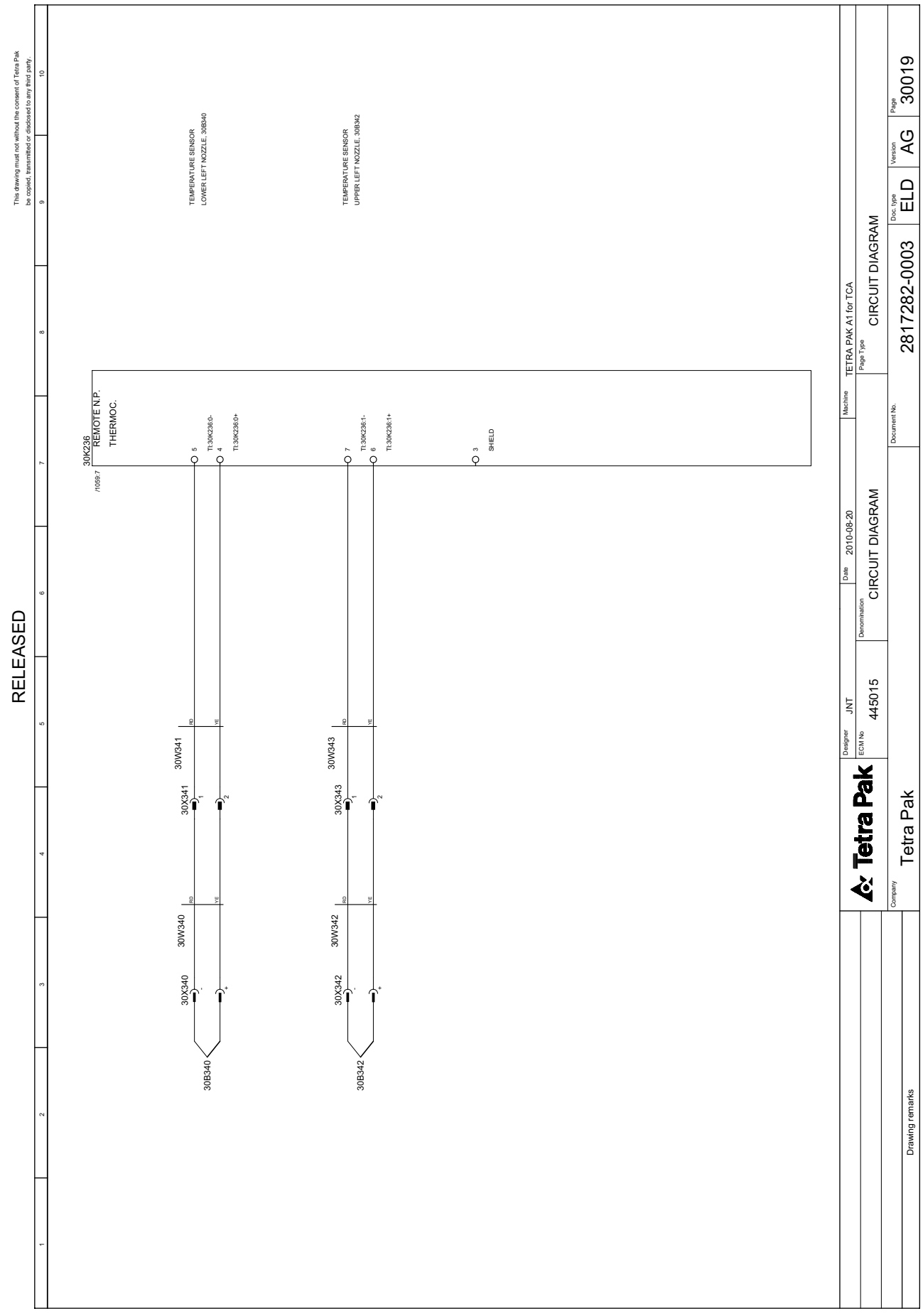
RELEASED
This drawing must not without the consent of Tetra Pak be copied, transmitted or disclosed to any third party.
30K236
/1059:7
REMOTE N.P.
THERMOC.
TEMPERATURE SENSOR
LOWER LEFT NOZZLE, 30B340
TEMPERATURE SENSOR
UPPER LEFT NOZZLE, 30B342
TI:30K236:0-
TI:30K236:0+
TI:30K236:1-
TI:30K236:1+
SHIELD
30W340
30W341
30W342
30W343
30X340
30X341
30X342
30X343
30B340
30B342
RD
YE
Tetra Pak
Designer JNT
Date 2010-08-20
Machine TETRA PAK A1 for TCA
ECM No 445015
Denomination CIRCUIT DIAGRAM
Page Type CIRCUIT DIAGRAM
Company Tetra Pak
Drawing remarks
Document No. 2817282-0003
Doc. type ELD
Version AG
Page 30019

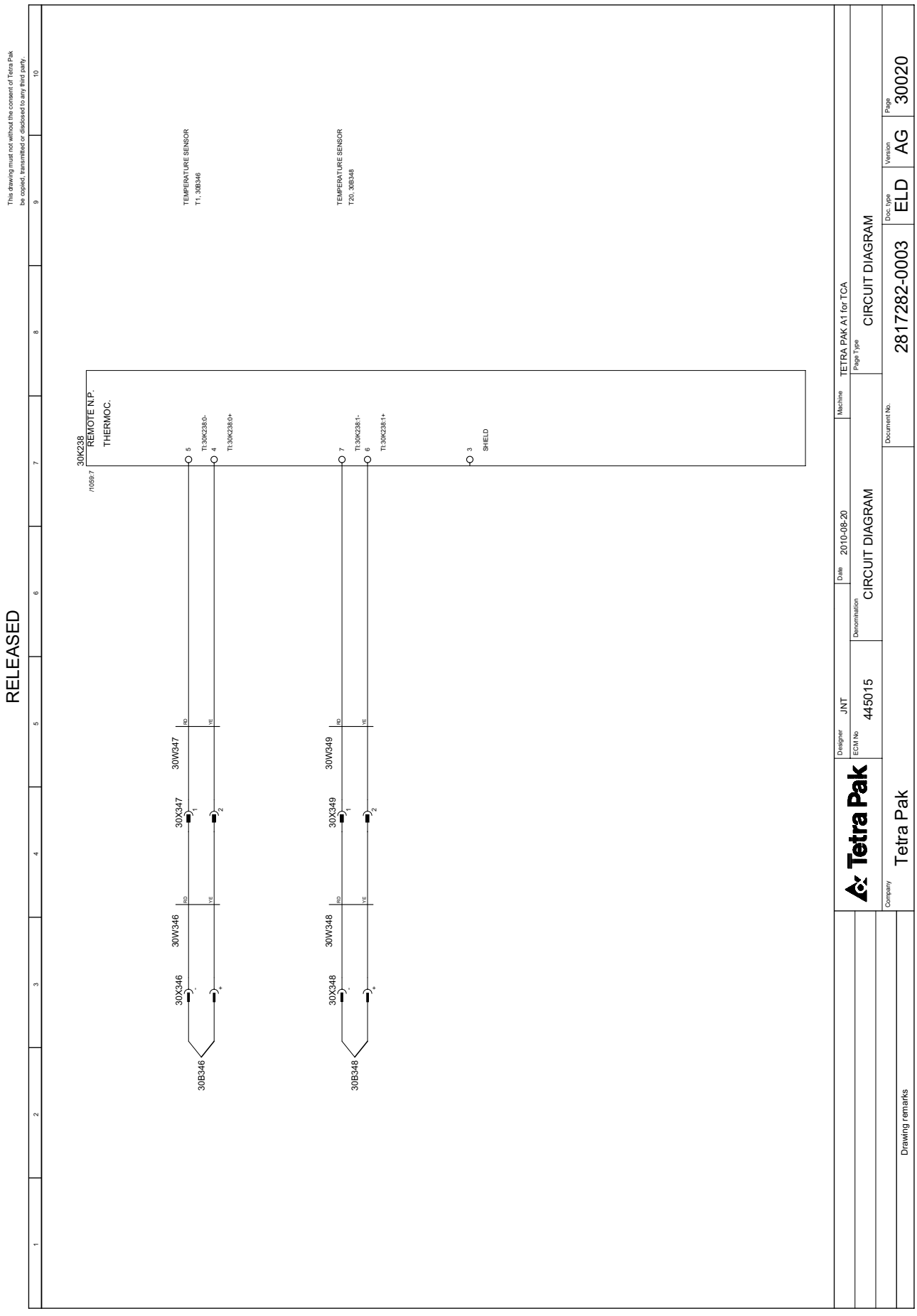
RELEASED
This drawing must not without the consent of Tetra Pak be copied, transmitted or disclosed to any third party.
30K238
REMOTE N.P.
THERMOC.
/1059:7
TEMPERATURE SENSOR
T1, 30B346
TEMPERATURE SENSOR
T20, 30B348
TI.30K238:0-
TI.30K238:0+
TI.30K238:1-
TI.30K238:1+
SHIELD
30X346
30X347
30X348
30X349
30W346
30W347
30W348
30W349
30B346
30B348
RD
YE
Tetra Pak
Designer JNT
Date 2010-08-20
Machine TETRA PAK A1 for TCA
ECM No 445015
Denomination CIRCUIT DIAGRAM
Page Type CIRCUIT DIAGRAM
Company Tetra Pak
Document No. 2817282-0003
Doc. type ELD
Version AG
Page 30020
Drawing remarks


RELEASED
This drawing must not without the consent of Tetra Pak be copied, transmitted or disclosed to any third party.
30K239
/1059.8
REMOTE N.P.
THERMOC.
5
TI:30K239:0-
4
TI:30K239:0+
TEMPERATURE SENSOR
T50, 30B350
7
TI:30K239:1-
6
TI:30K239:1+
SPARE
3
SHIELD
30W351
RD
YE
30X351
1
2
30W350
RD
YE
30X350
1
2
30B350
Designer JNT
Date 2010-08-20
Machine TETRA PAK A1 for TCA
ECM No 445015
Denomination CIRCUIT DIAGRAM
Page Type CIRCUIT DIAGRAM
Company Tetra Pak
Drawing remarks
Document No. 2817282-0003
Doc. type ELD
Version AG
Page 30021

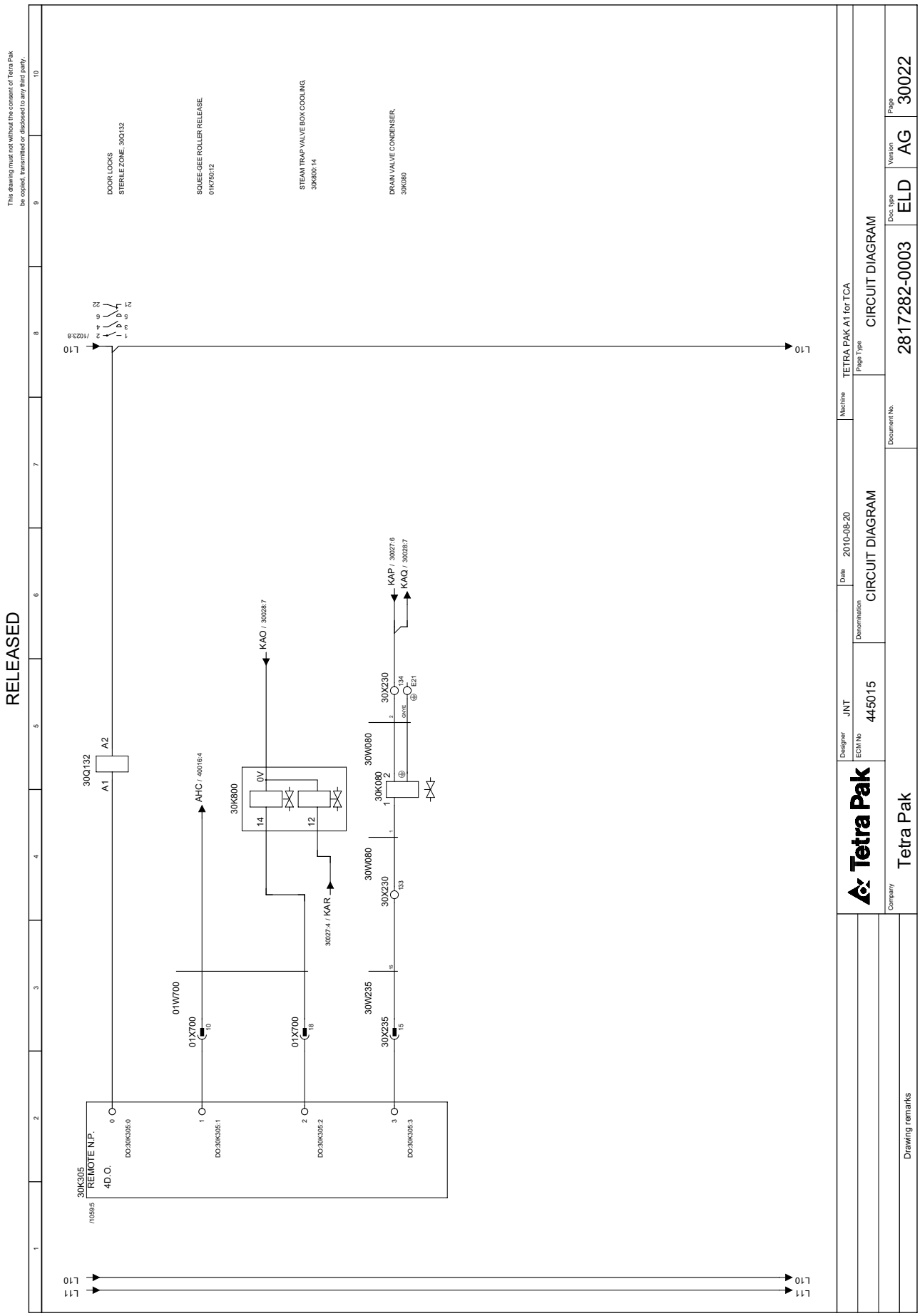
RELEASED
This drawing must not without the consent of Tetra Pak be copied, transmitted or disclosed to any third party.
DOOR LOCKS STERILE ZONE, 30Q132
SQUEE-GEE ROLLER RELEASE. 01K750:12
STEAM TRAP VALVE BOX COOLING, 30K800:14
DRAIN VALVE CONDENSER, 30K080
30K305 REMOTE N.P. 4D.O.
30Q132
30K800
30K080
30X230
30W080
30X235
30W235
01X700
01W700
AHC / 40016:4
KAO / 30028:7
KAR / 30027:4
KAP / 30027:6
KAQ / 30028:7
Tetra Pak
Designer JNT
Date 2010-08-20
Machine TETRA PAK A1 for TCA
ECM No 445015
Denomination CIRCUIT DIAGRAM
Page Type CIRCUIT DIAGRAM
Company Tetra Pak
Drawing remarks
Document No. 2817282-0003
Doc. type ELD
Version AG
Page 30022

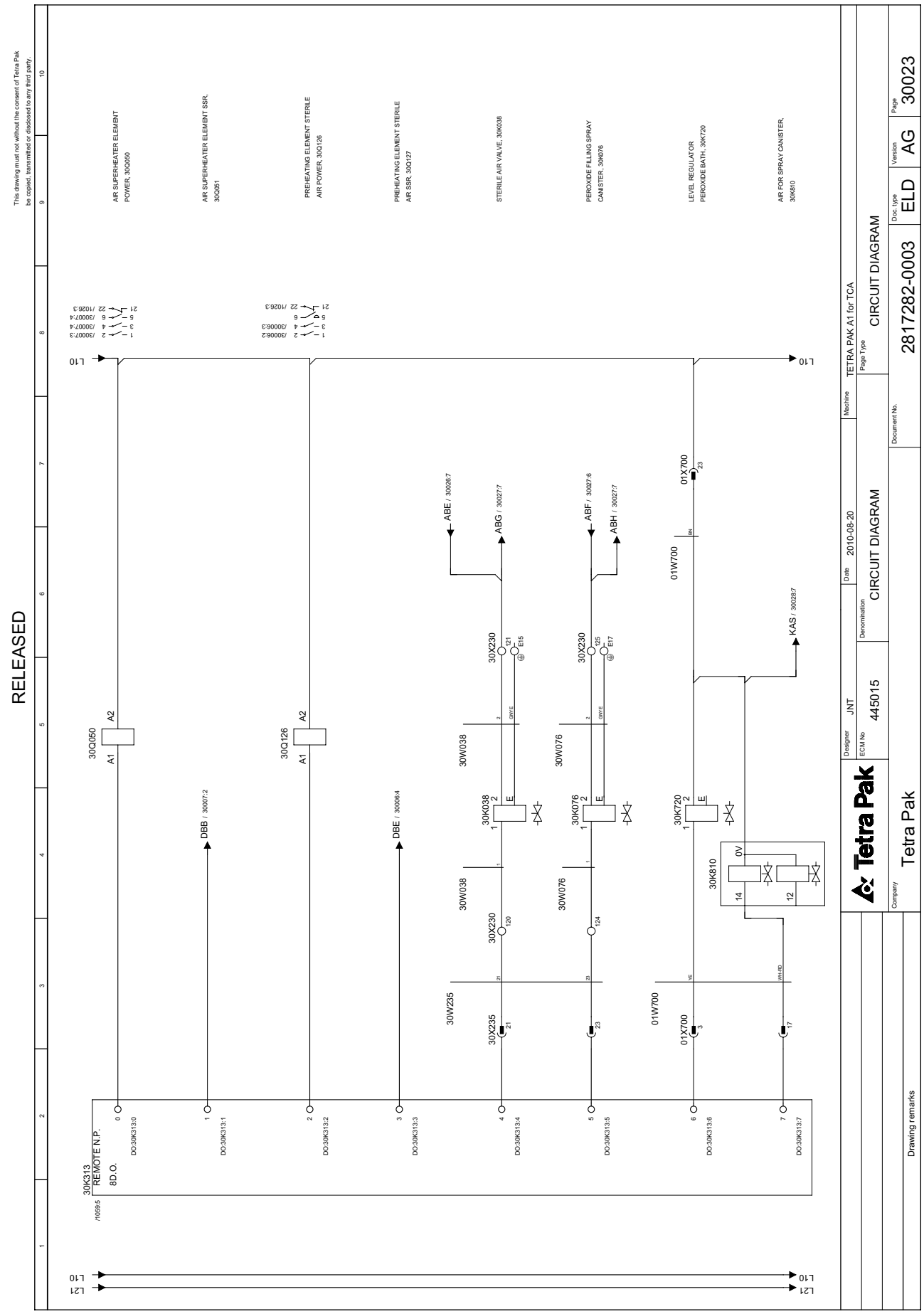
RELEASED
This drawing must not without the consent of Tetra Pak be copied, transmitted or disclosed to any third party.
AIR SUPERHEATER ELEMENT POWER, 30Q050
AIR SUPERHEATER ELEMENT SSR, 30Q051
PREHEATING ELEMENT STERILE AIR POWER, 30Q126
PREHEATING ELEMENT STERILE AIR SSR, 30Q127
STERILE AIR VALVE, 30K038
PEROXIDE FILLING SPRAY CANISTER, 30K076
LEVEL REGULATOR PEROXIDE BATH, 30K720
AIR FOR SPRAY CANISTER, 30K810
30K313
REMOTE N.P.
8D.O.
30Q050
30Q126
30K038
30K076
30K720
30K810
30X230
30X235
30W038
30W076
01W700
01X700
ABE / 30026:7
ABG / 30027:7
ABF / 30027:6
ABH / 30027:7
DBB / 30007:2
DBE / 30006:4
KAS / 30028:7
L10
L21
Designer JNT
Date 2010-08-20
Machine TETRA PAK A1 for TCA
ECM No 445015
Denomination CIRCUIT DIAGRAM
Page Type CIRCUIT DIAGRAM
Company Tetra Pak
Drawing remarks
Document No. 2817282-0003
Doc. type ELD
Version AG
Page 30023

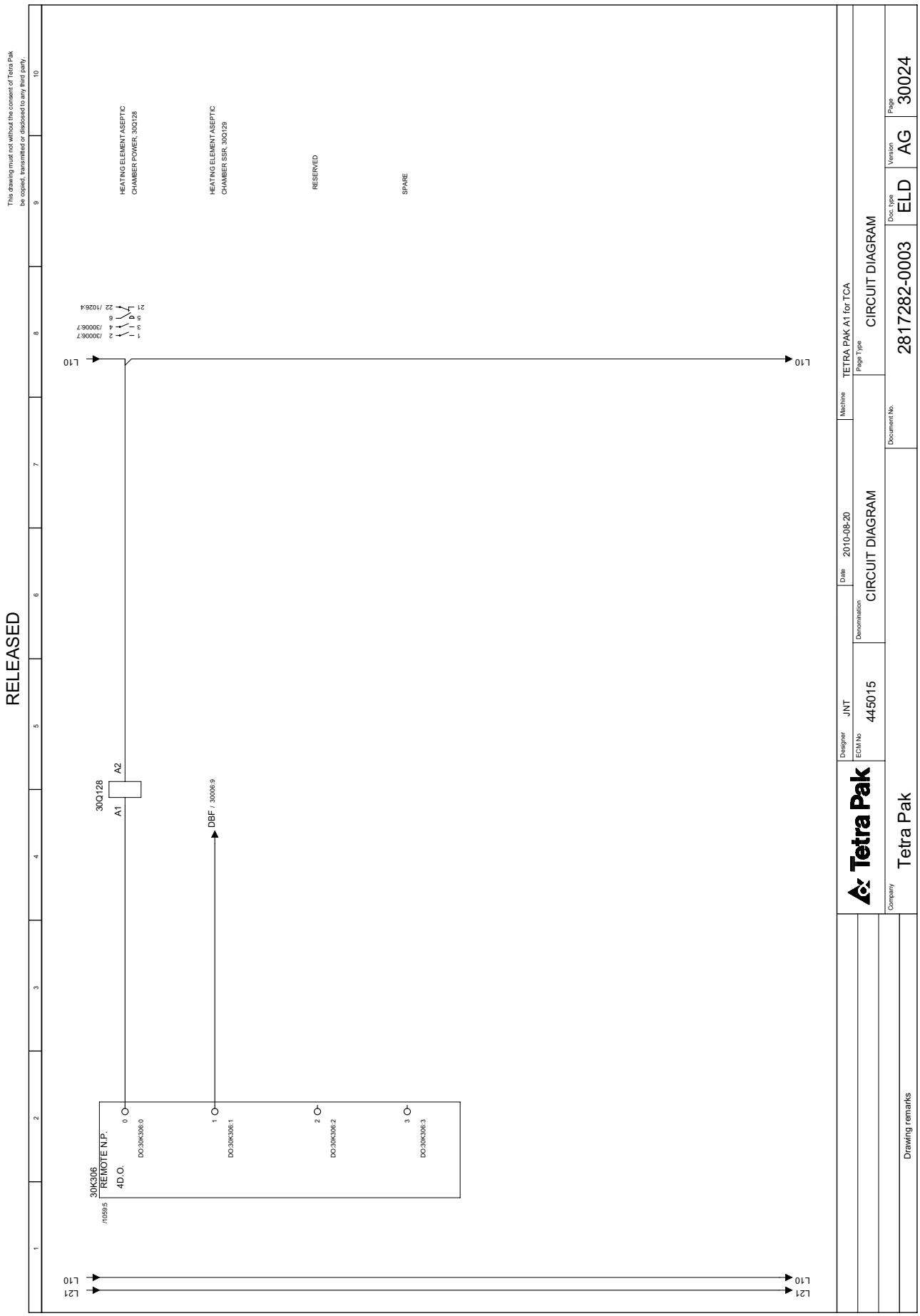
RELEASED
This drawing must not without the consent of Tetra Pak be copied, transmitted or disclosed to any third party.
HEATING ELEMENT ASEPTIC CHAMBER POWER, 30Q128
HEATING ELEMENT ASEPTIC CHAMBER SSR, 30Q129
RESERVED
SPARE
30Q128
A1
A2
DBF / 30006:9
30K306
REMOTE N.P.
4D.O.
/10595
DO:30K306:0
DO:30K306:1
DO:30K306:2
DO:30K306:3
L10
L21
/30006:7
/10264
Tetra Pak
Designer JNT
Date 2010-08-20
Machine
TETRA PAK A1 for TCA
ECM No 445015
Denomination CIRCUIT DIAGRAM
Page Type CIRCUIT DIAGRAM
Company Tetra Pak
Document No. 2817282-0003
Doc. type ELD
Version AG
Page 30024
Drawing remarks


RELEASED
This drawing must not without the consent of Tetra Pak be copied, transmitted or disclosed to any third party.
30X321
/10596
REMOTE N.P.
FPD
0
2
4
6
1
3
5
7
L61
L10
L10
L61
Tetra Pak
Designer JNT
ECM No 445015
Denomination CIRCUIT DIAGRAM
Date 2010-08-20
Machine TETRA PAK A1 for TCA
Page Type CIRCUIT DIAGRAM
Document No. 2817282-0003
Doc. type ELD
Version AG
Page 30025
Company Tetra Pak
Drawing remarks

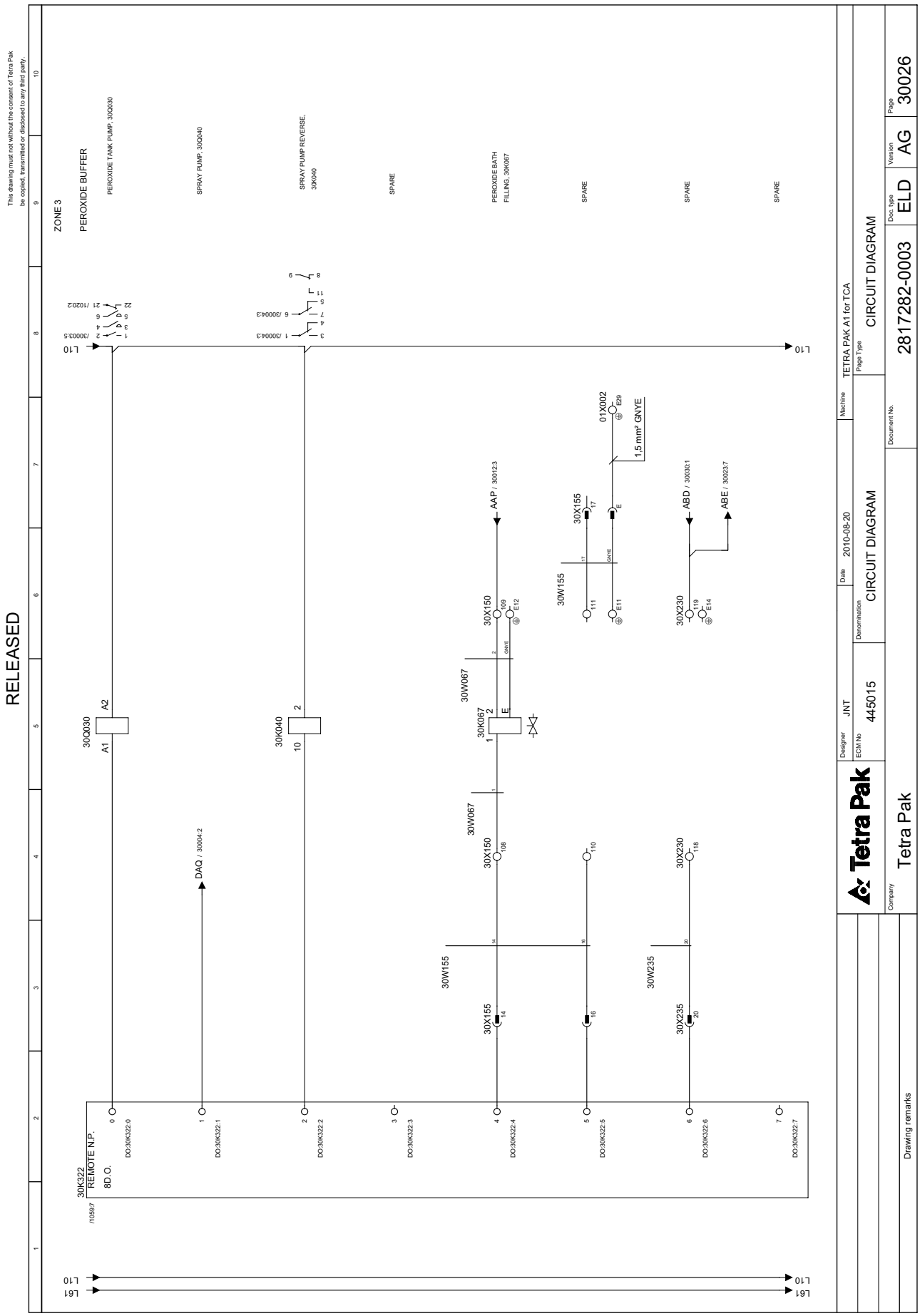
RELEASED
This drawing must not without the consent of Tetra Pak be copied, transmitted or disclosed to any third party.
ZONE 3
PEROXIDE BUFFER
PEROXIDE TANK PUMP, 30Q030
SPRAY PUMP, 30Q040
SPRAY PUMP REVERSE, 30K040
SPARE
PEROXIDE BATH FILLING, 30K067
SPARE
SPARE
SPARE
30K322
REMOTE N.P.
8D.O.
30Q030
30K040
30K067
30W067
30W155
30W235
30W230
30X150
30X155
30X235
30X230
01X002
1,5 mm² GNYE
DAQ / 30004:2
AAP / 30012:3
ABD / 30030:1
ABE / 30023:7
Tetra Pak
Designer JNT
ECM No 445015
Date 2010-08-20
Denomination CIRCUIT DIAGRAM
Machine TETRA PAK A1 for TCA
Page Type CIRCUIT DIAGRAM
Document No. 2817282-0003
Doc. type ELD
Version AG
Page 30026
Company Tetra Pak
Drawing remarks

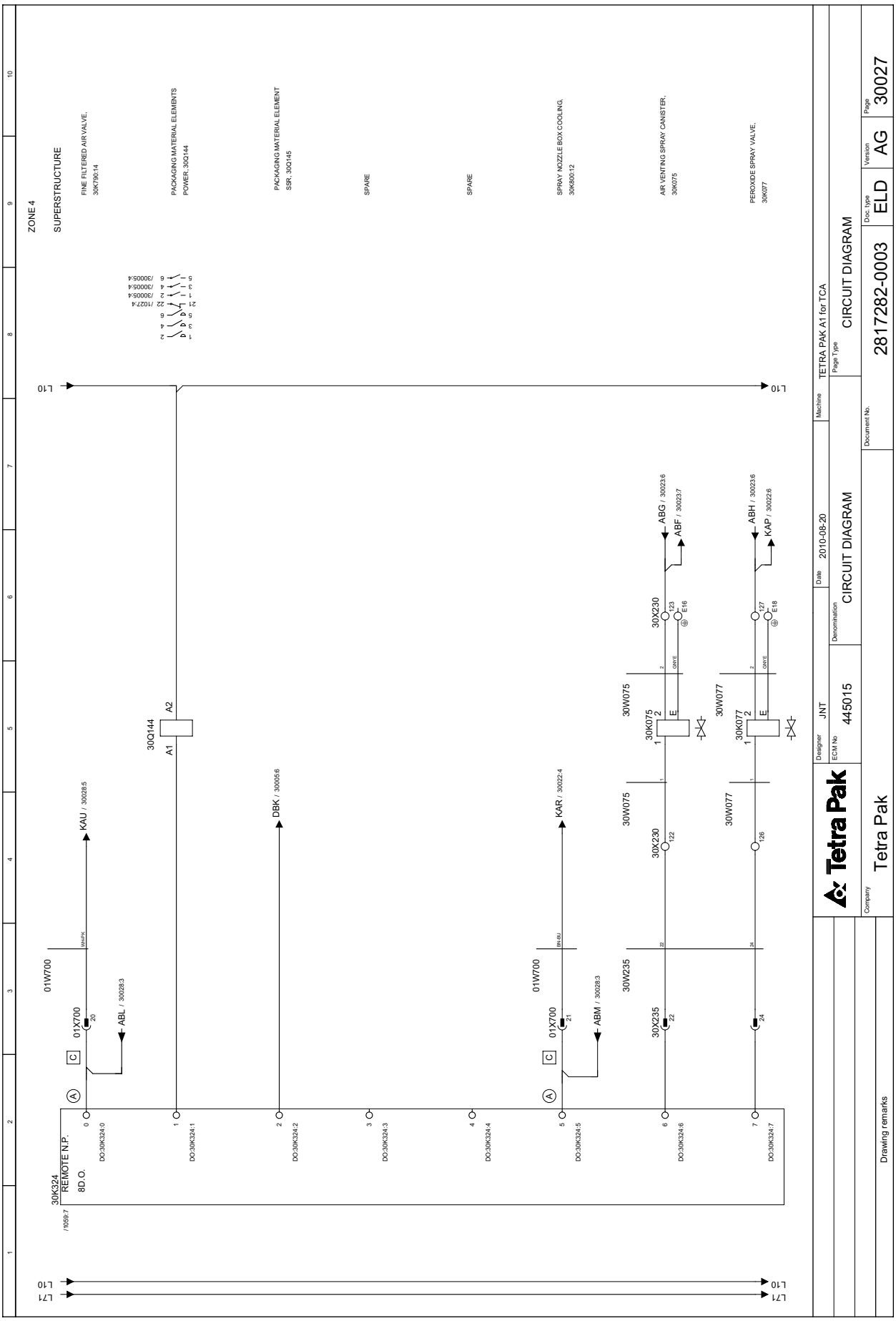
RELEASED
This drawing must not without the consent of Tetra Pak be copied, transmitted or disclosed to any third party.
ZONE 4
SUPERSTRUCTURE
FINE FILTERED AIR VALVE; 30K790:14
PACKAGING MATERIAL ELEMENTS POWER, 30Q144
PACKAGING MATERIAL ELEMENT SSR, 30Q145
SPARE
SPARE
SPRAY NOZZLE BOX COOLING, 30K800:12
AIR VENTING SPRAY CANISTER, 30K075
PEROXIDE SPRAY VALVE; 30K077
30K324
REMOTE N.P.
8D. O.
01W700
01X700
KAU / 30028:5
ABL / 30028:3
DBK / 30005:6
KAR / 30022:4
ABM / 30028:3
30Q144
A1
A2
30W075
30K075
30X230
ABG / 30023:6
ABF / 30023:7
30W077
30K077
ABH / 30023:6
KAP / 30022:6
30W235
30X235
L10
L71
Designer JNT
Date 2010-08-20
Machine TETRA PAK A1 for TCA
ECM No 445015
Denomination CIRCUIT DIAGRAM
Page Type CIRCUIT DIAGRAM
Company Tetra Pak
Drawing remarks
Document No. 2817282-0003
Doc. type ELD
Version AG
Page 30027

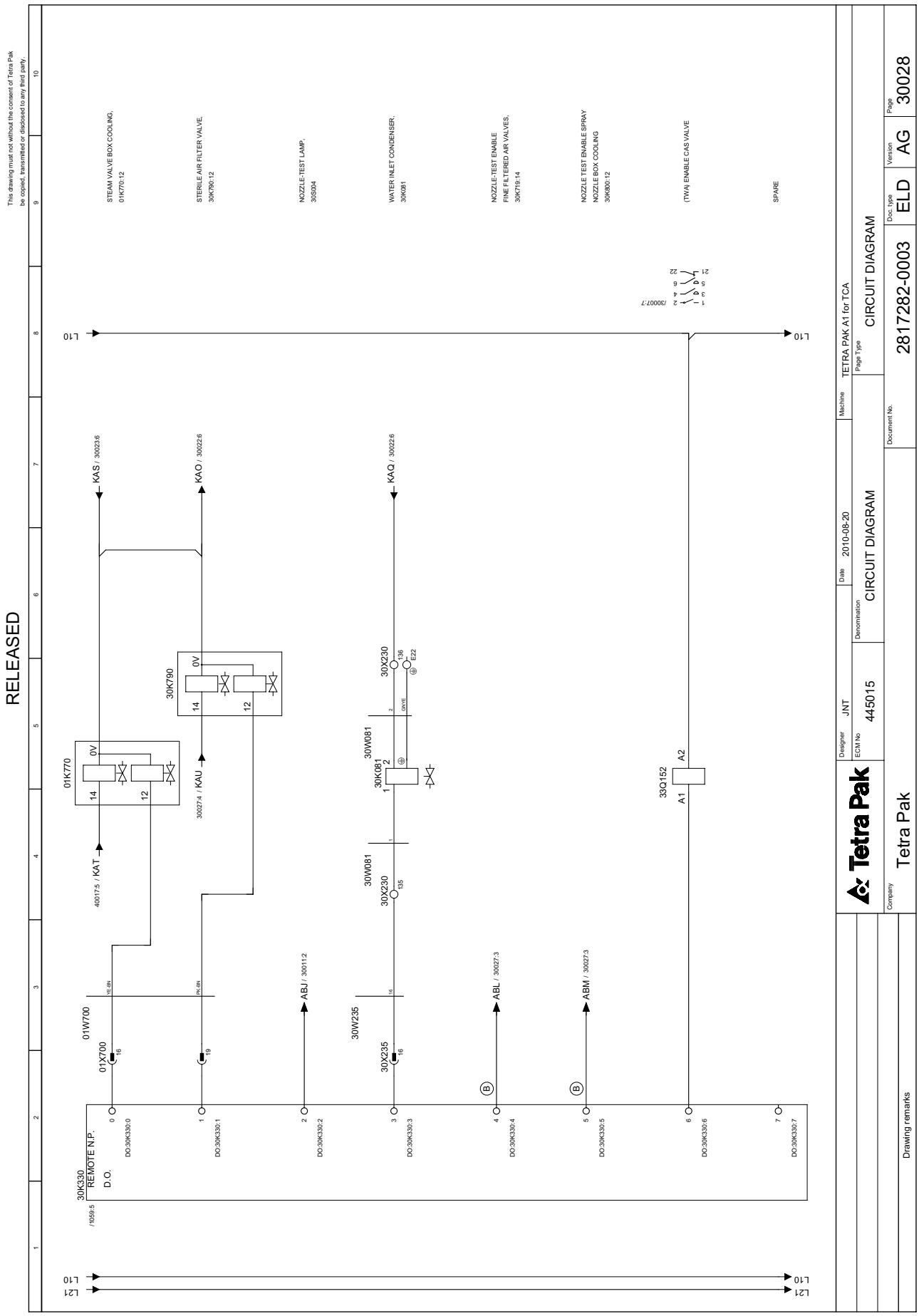
RELEASED
This drawing must not without the consent of Tetra Pak be copied, transmitted or disclosed to any third party.
STEAM VALVE BOX COOLING, 01K770:12
STERILE AIR FILTER VALVE, 30K790:12
NOZZLE-TEST LAMP, 30S004
WATER INLET CONDENSER, 30K081
NOZZLE-TEST ENABLE FINE FILTERED AIR VALVES, 30K719:14
NOZZLE TEST ENABLE SPRAY NOZZLE BOX COOLING 30K800:12
(TWA) ENABLE CAS VALVE
SPARE
30K330 REMOTE N.P. D.O.
01K770
30K790
30K081
33Q152
01W700
30W235
30W081
30X230
30X235
01X700
KAS / 300236
KAQ / 300226
KAO / 300226
KAT / 400175
KAU / 300274
ABJ / 300112
ABL / 30027:3
ABM / 30027:3
Tetra Pak
Designer JNT
Date 2010-08-20
Machine TETRA PAK A1 for TCA
ECM No 445015
Denomination CIRCUIT DIAGRAM
Page Type CIRCUIT DIAGRAM
Company Tetra Pak
Document No. 2817282-0003
Doc. type ELD
Version AG
Page 30028
Drawing remarks


RELEASED
This drawing must not without the consent of Tetra Pak be copied, transmitted or disclosed to any third party.
30K240
/ 1059:6
REMOTE N.P.
ARM (A.O.C):
0
AQ:30K240:0
4
AQ:30K240:C-0
2
CHAS GND
6
AQ:30K240:V-0
1
AQ:30K240:1
5
AQ:30K240:C-1
3
CHAS GND
7
AQ:30K240:V-1
NOT IN USE
(ADDRESS RESERVED MODULE)
RESERVED FOR TWA
NOT IN USE
(ADDRESS RESERVED MODULE)
Designer JNT
Date 2010-08-20
Machine TETRA PAK A1 for TCA
ECM No 445015
Denomination CIRCUIT DIAGRAM
Page Type CIRCUIT DIAGRAM
Tetra Pak
Company Tetra Pak
Drawing remarks
Document No. 2817282-0003
Doc. type ELD
Version AG
Page 30029


RELEASED
This drawing must not without the consent of Tetra Pak be copied, transmitted or disclosed to any third party.
30X230 107+
30X230 107-
300142 / LDJ
300142 / LDK
30026:7 / ABD
Tetra Pak
Designer JNT
Date 2010-08-20
Machine TETRA PAK A1 for TCA
ECM No 445015
Denomination CIRCUIT DIAGRAM
Page Type CIRCUIT DIAGRAM
Company Tetra Pak
Document No. 2817282-0003
Doc. type ELD
Version AG
Page 30030
Drawing remarks


RELEASED
This drawing must not without the consent of Tetra Pak be copied, transmitted or disclosed to any third party.
40XL10
40XL11
L10
L11
Tetra Pak
Designer JNT
ECM No 445015
Denomination CIRCUIT DIAGRAM
Date 2010-08-20
Machine TETRA PAK A1 for TCA
Page Type CIRCUIT DIAGRAM
Company Tetra Pak
Drawing remarks
Document No. 2817282-0003
Doc. type ELD
Version AG
Page 40001


RELEASED
This drawing must not without the consent of Tetra Pak be copied, transmitted or disclosed to any third party.
40XL50
40XL51
L50
L51
L51
L50
Tetra Pak
Designer JNT
ECM No 445015
Denomination CIRCUIT DIAGRAM
Date 2010-08-20
Machine TETRA PAK A1 for TCA
Page Type CIRCUIT DIAGRAM
Document No. 2817282-0003
Doc. type ELD
Version AG
Page 40002
Company Tetra Pak
Drawing remarks

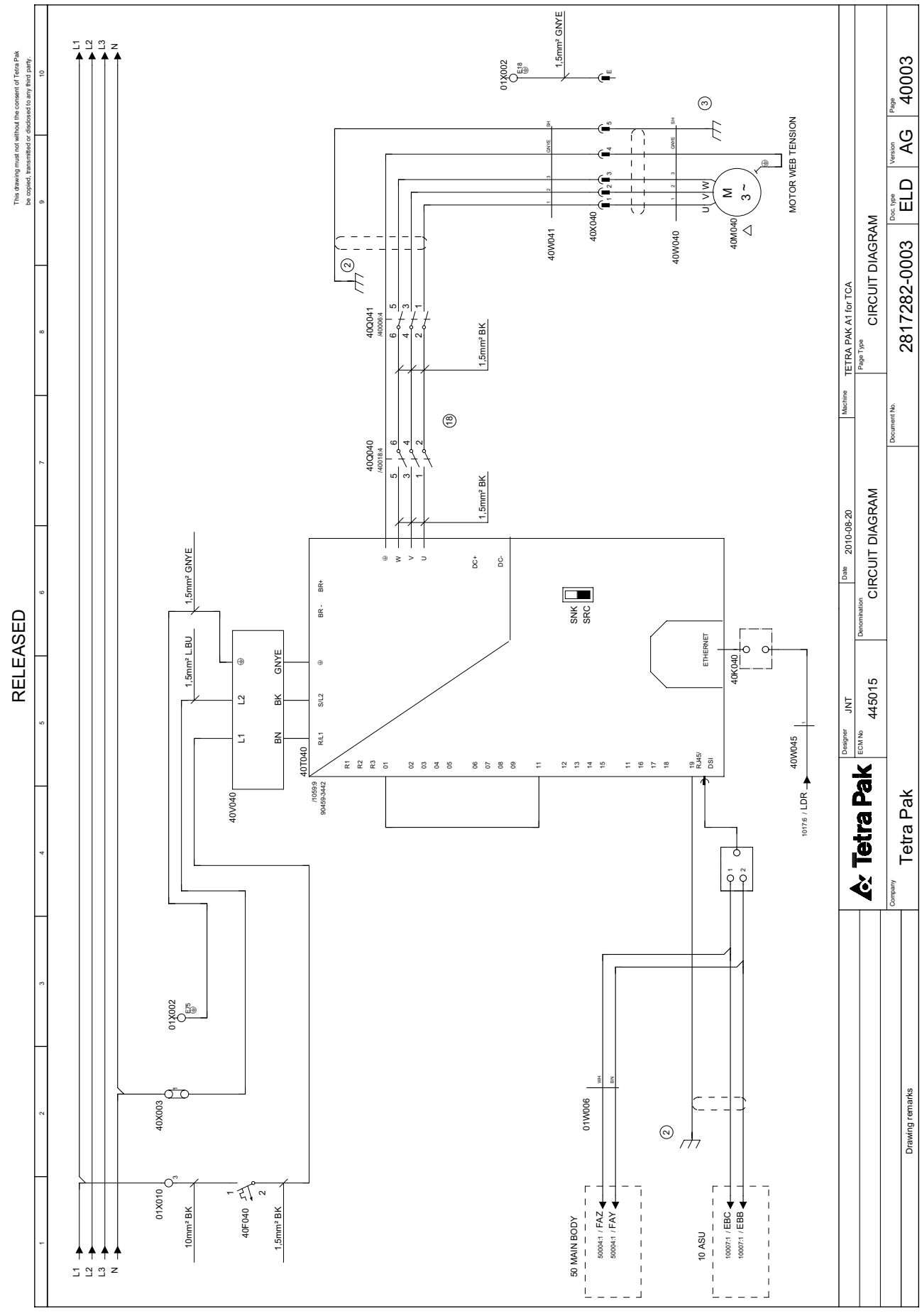
RELEASED
This drawing must not without the consent of Tetra Pak be copied, transmitted or disclosed to any third party.
L1
L2
L3
N
01X010
10mm² BK
40F040
1,5mm² BK
40X003
01X002
E75
1,5mm² GNYE
1,5mm² LBU
40V040
40T040
/10599
90459-3442
R/L1
S/L2
BR-
BR+
L1
L2
BN
BK
GNYE
R1
R2
R3
01
02
03
04
05
06
07
08
09
11
12
13
14
15
16
17
18
19
RJ45/
DSI
SNK
SRC
DC+
DC-
ETHERNET
40K040
40W045
10176 / LDR
01W006
WH
BN
50 MAIN BODY
500041 / FAZ
500041 / FAY
10 ASU
100071 / EBC
100071 / EBB
40Q041
/40006:4
40Q040
/40018:4
1,5mm² BK
1,5mm² BK
W
V
U
01X002
E18
1,5mm² GNYE
40W041
40X040
40W040
40M040
M
3 ~
U V W
MOTOR WEB TENSION
Designer
JNT
Date
2010-08-20
Machine
TETRA PAK A1 for TCA
ECM No
445015
Denomination
CIRCUIT DIAGRAM
Page Type
CIRCUIT DIAGRAM
Document No.
2817282-0003
Doc. type
ELD
Version
AG
Page
40003
Company
Tetra Pak
Drawing remarks

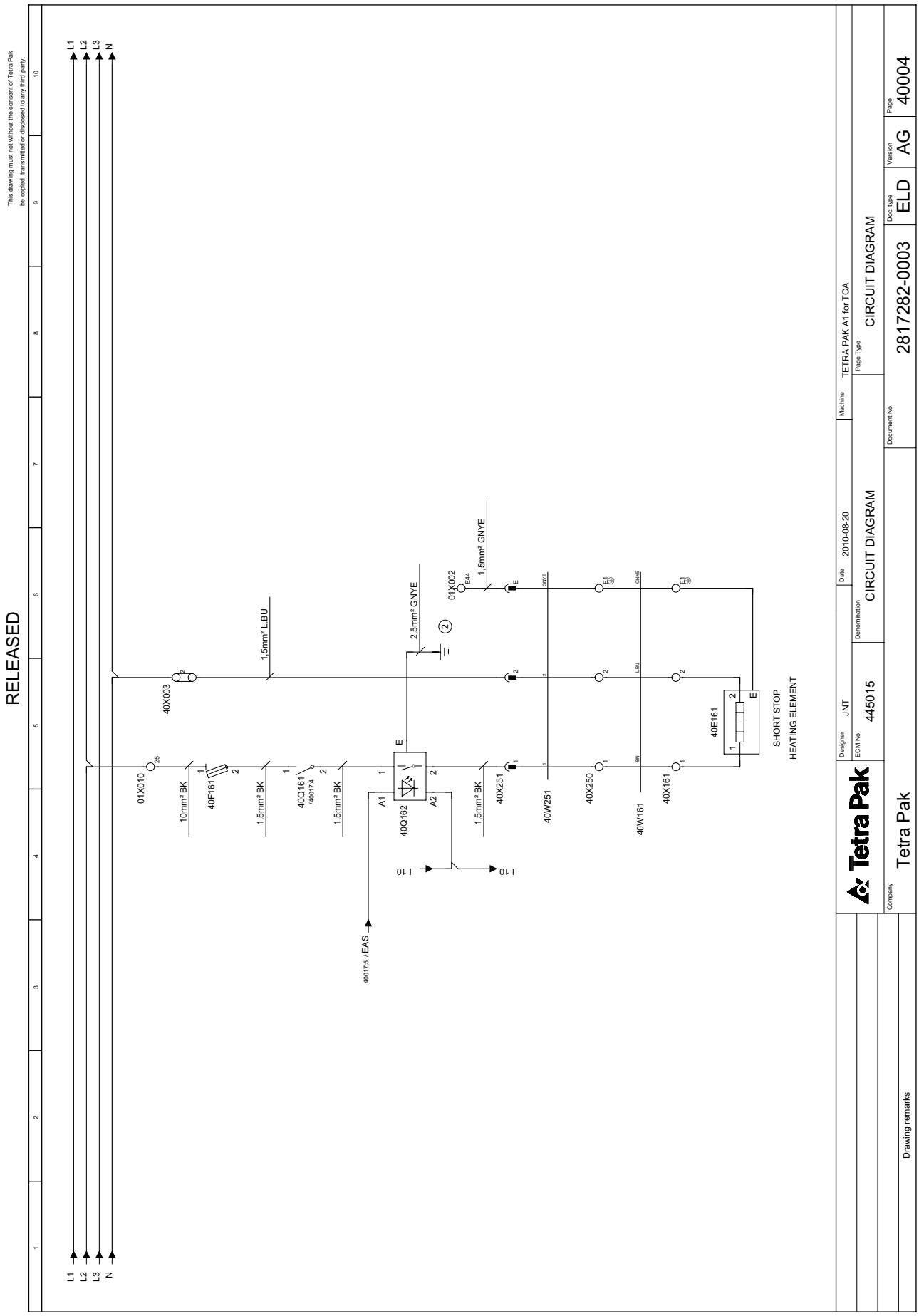
RELEASED
This drawing must not without the consent of Tetra Pak be copied, transmitted or disclosed to any third party.
L1
L2
L3
N
01X010
10mm² BK
40F161
1,5mm² BK
40Q161
/400174
1,5mm² BK
40X003
1,5mm² LBU
2,5mm² GNYE
01X002
E44
1,5mm² GNYE
40Q162
A1
A2
1,5mm² BK
40X251
40W251
40X250
40W161
40X161
40E161
SHORT STOP
HEATING ELEMENT
400175 /EAS
L10
L10
Designer JNT
ECM No 445015
Denomination CIRCUIT DIAGRAM
Date 2010-08-20
Machine TETRA PAK A1 for TCA
Page Type CIRCUIT DIAGRAM
Document No. 2817282-0003
Doc. type ELD
Version AG
Page 40004
Company Tetra Pak
Drawing remarks

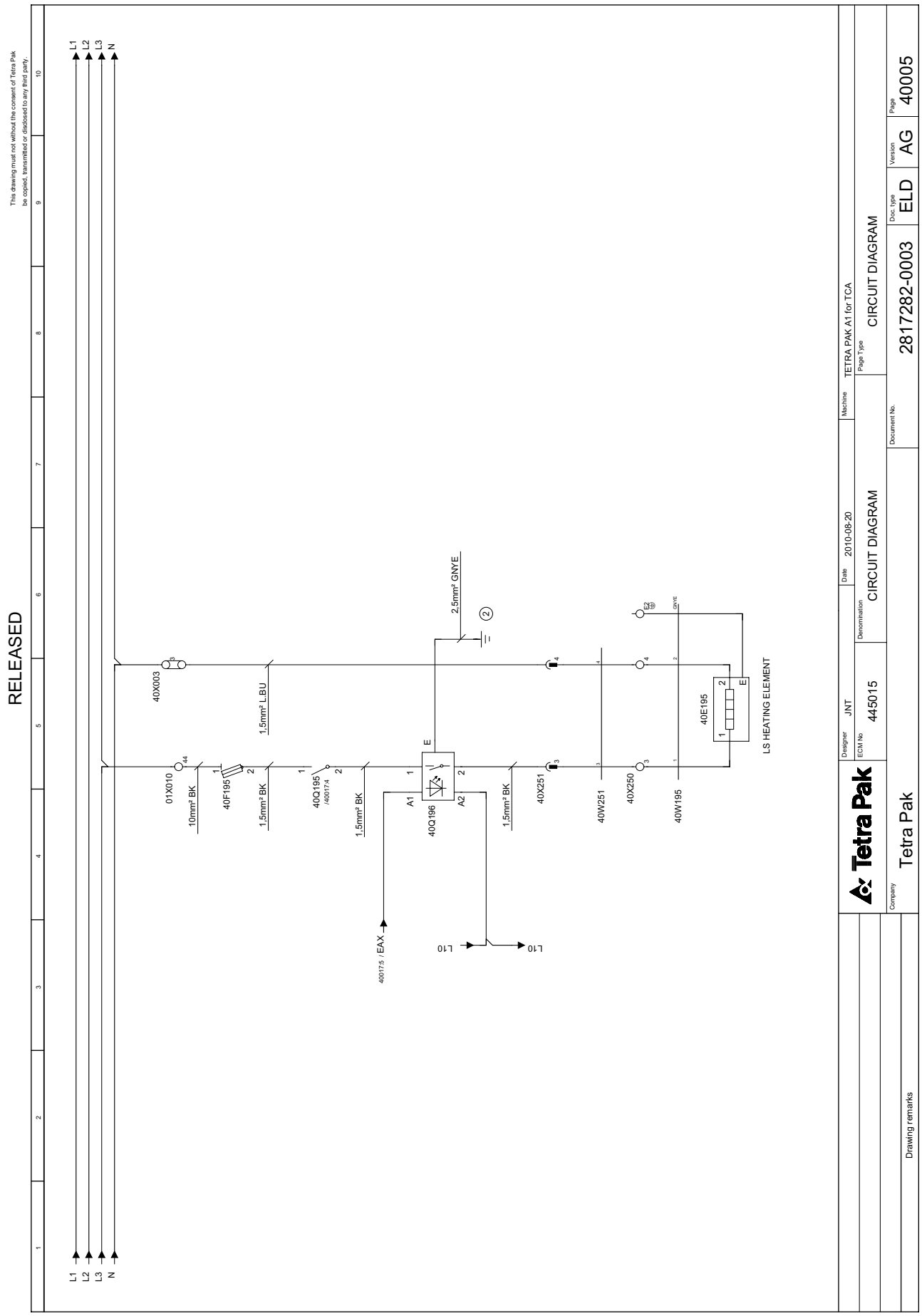
RELEASED
This drawing must not without the consent of Tetra Pak be copied, transmitted or disclosed to any third party
L1
L2
L3
N
40X003
01X010
10mm² BK
40F195
1,5mm² BK
1,5mm² L.BU
40Q195
/400174
1,5mm² BK
40Q196
A1
A2
E
2,5mm² GNYE
1,5mm² BK
40X251
40W251
40X250
40W195
40E195
LS HEATING ELEMENT
/400175
/EAX
L10
L10
Designer JNT
ECM No 445015
Denomination CIRCUIT DIAGRAM
Date 2010-08-20
Machine TETRA PAK A1 for TCA
Page Type CIRCUIT DIAGRAM
Document No. 2817282-0003
Doc. type ELD
Version AG
Page 40005
Company Tetra Pak
Drawing remarks

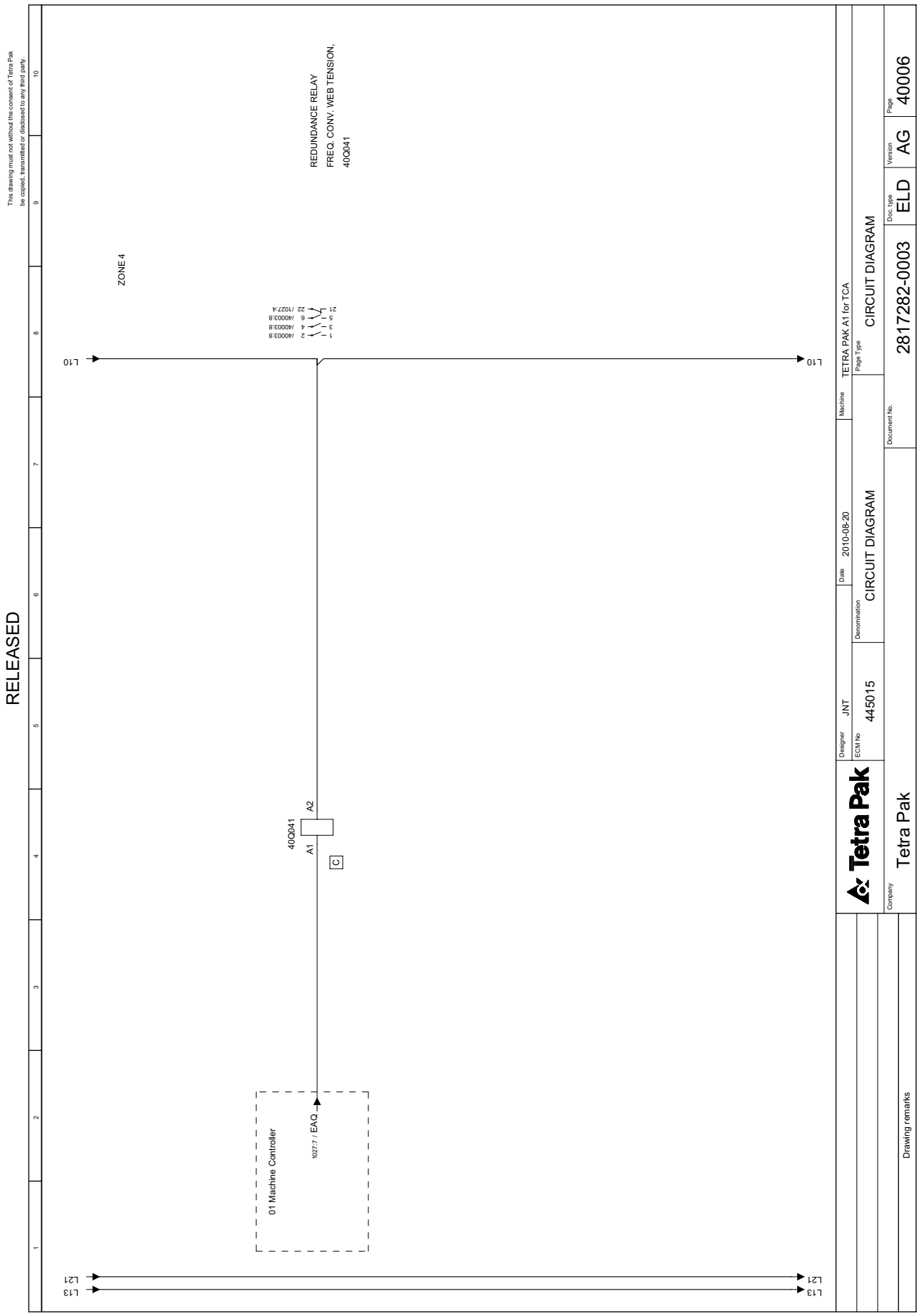
RELEASED
This drawing must not without the consent of Tetra Pak be copied, transmitted or disclosed to any third party.
ZONE 4
REDUNDANCE RELAY
FREQ. CONV. WEB TENSION,
40Q041
L10
L10
L13
L21
L13
L21
40Q041
A2
A1
C
01 Machine Controller
1027:7 / EAQ
Tetra Pak
Designer JNT
ECM No 445015
Denomination CIRCUIT DIAGRAM
Date 2010-08-20
Machine TETRA PAK A1 for TCA
Page Type CIRCUIT DIAGRAM
Company Tetra Pak
Document No. 2817282-0003
Doc. type ELD
Version AG
Page 40006
Drawing remarks

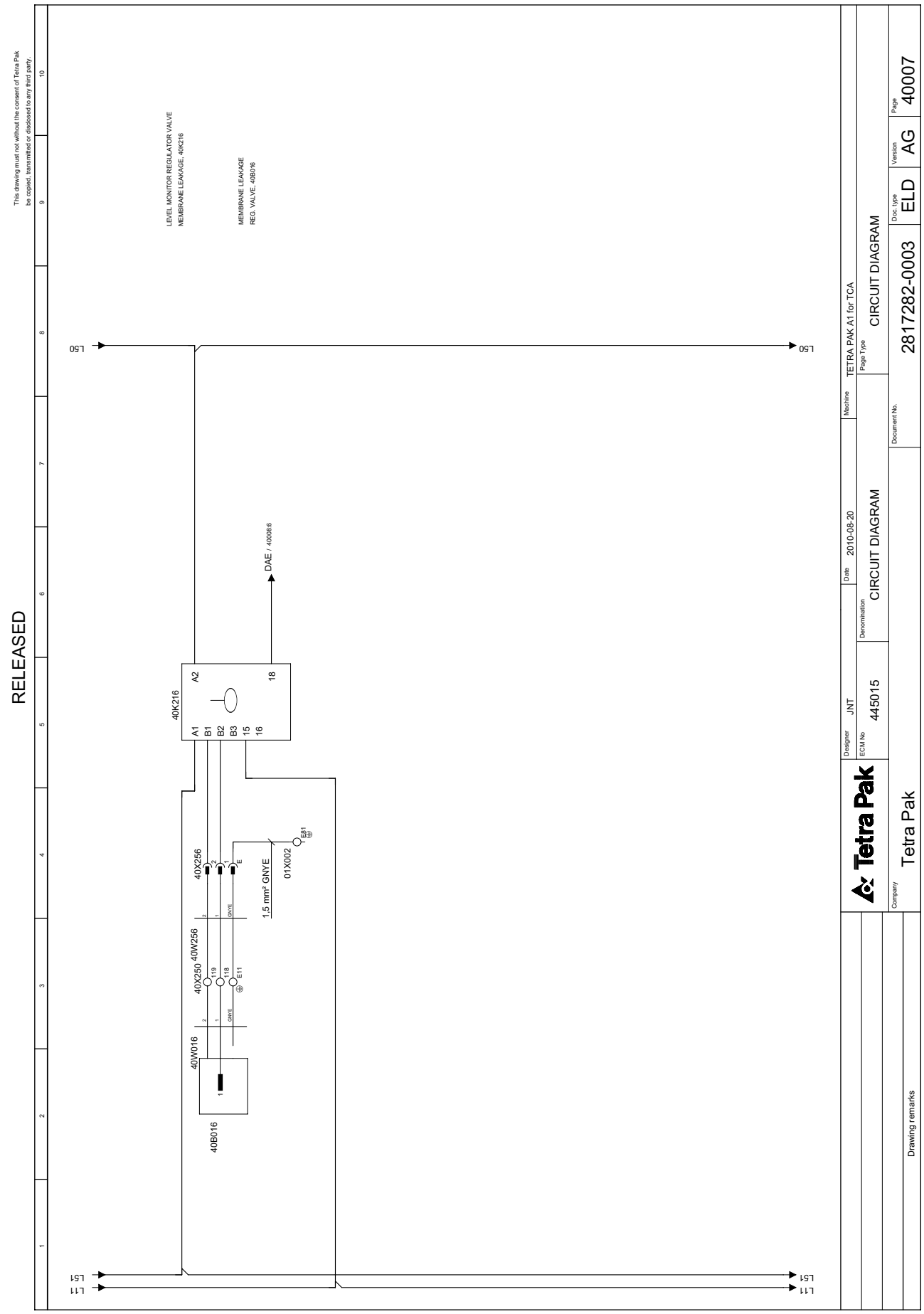
RELEASED
This drawing must not without the consent of Tetra Pak be copied, transmitted or disclosed to any third party.
LEVEL MONITOR REGULATOR VALVE
MEMBRANE LEAKAGE, 40K216
MEMBRANE LEAKAGE
REG. VALVE, 40B016
L50
L61
L11
DAE / 400086
40K216
A1
B1
B2
B3
15
16
A2
18
40X256
40X250
40W256
40W016
40B016
1,5 mm² GN/YE
01X002
E11
E81
Designer JNT
ECM No 445015
Denomination CIRCUIT DIAGRAM
Date 2010-08-20
Machine TETRA PAK A1 for TCA
Page Type CIRCUIT DIAGRAM
Document No. 2817282-0003
Doc. type ELD
Version AG
Page 40007
Company Tetra Pak
Drawing remarks

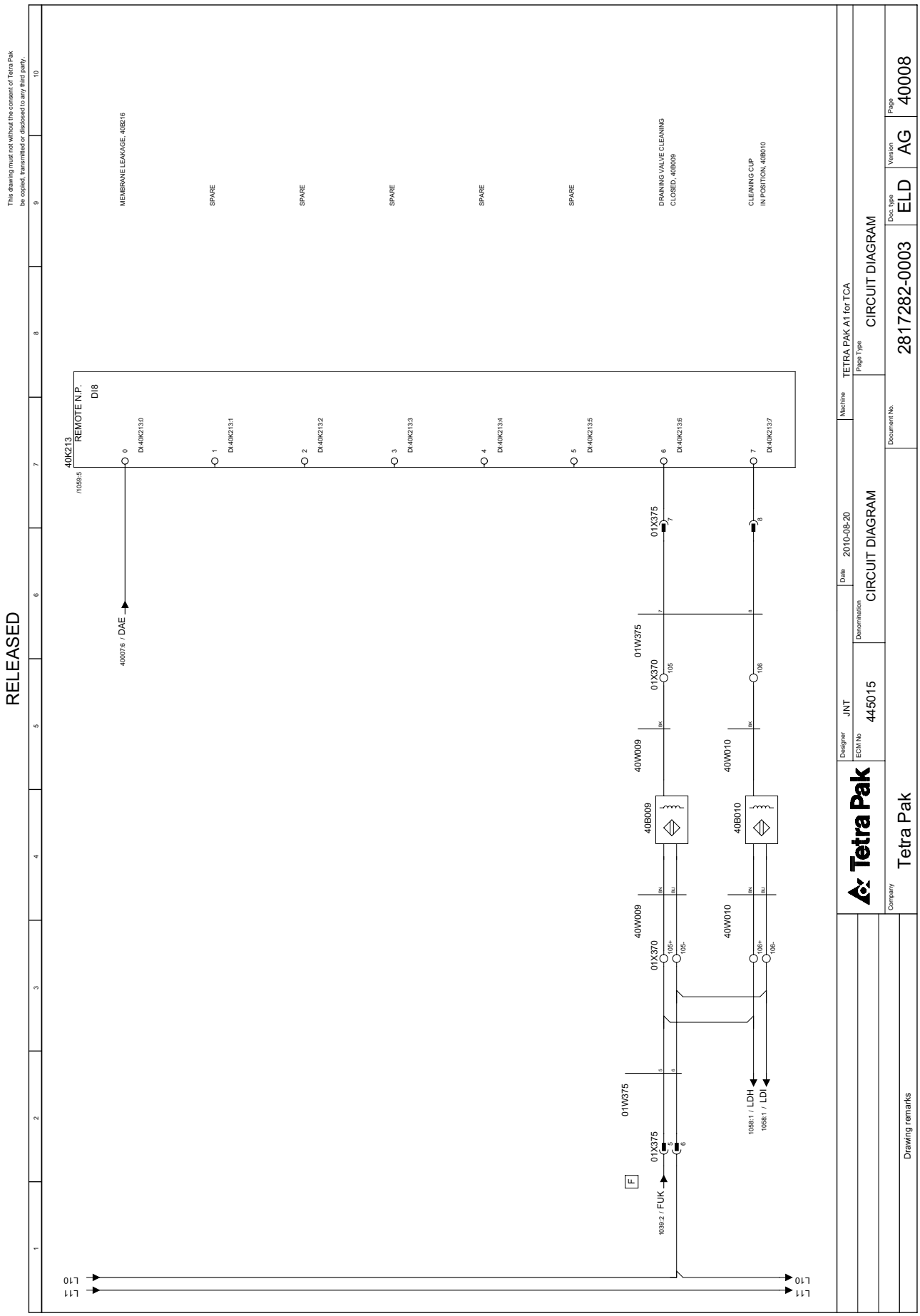
RELEASED
This drawing must not without the consent of Tetra Pak be copied, transmitted or disclosed to any third party.
40K213
REMOTE N.P.
DI8
/1059.5
MEMBRANE LEAKAGE, 40B216
SPARE
SPARE
SPARE
SPARE
SPARE
DRAINING VALVE CLEANING CLOSED, 40B009
CLEANING CUP IN POSITION, 40B010
DI-40K2130
DI-40K2131
DI-40K2132
DI-40K2133
DI-40K2134
DI-40K2135
DI-40K2136
DI-40K2137
400078 / DAE
01X375
01W375
01X370
40W009
40B009
40W010
40B010
1039:2 / FUK
1058:1 / LDH
1058:1 / LDI
L10
L11
Tetra Pak
Designer JNT
Date 2010-08-20
Machine TETRA PAK A1 for TCA
ECM No 445015
Denomination CIRCUIT DIAGRAM
Page Type CIRCUIT DIAGRAM
Company Tetra Pak
Document No. 2817282-0003
Doc. type ELD
Version AG
Page 40008
Drawing remarks

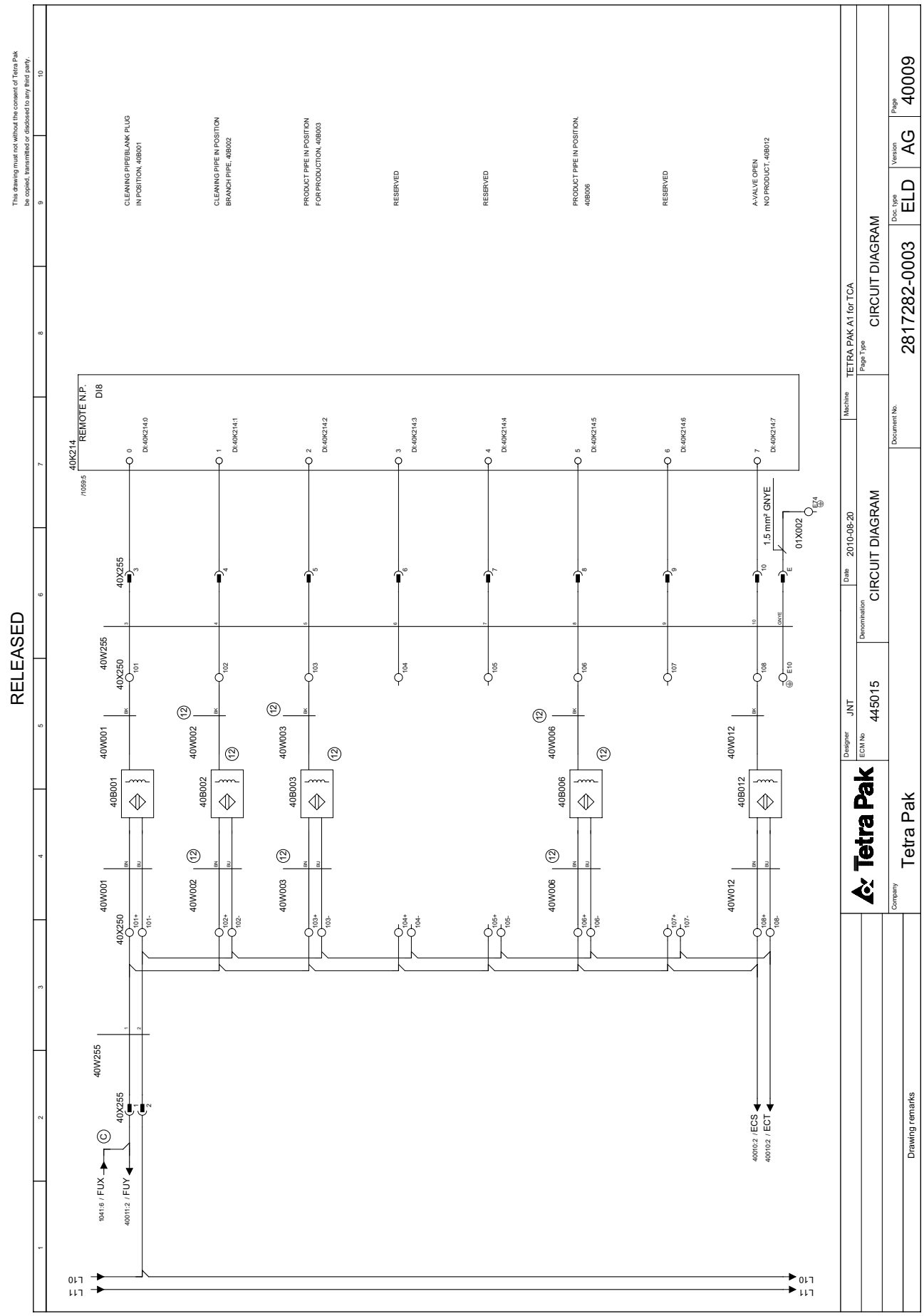
RELEASED
This drawing must not without the consent of Tetra Pak be copied, transmitted or disclosed to any third party.
40K214
REMOTE N.P.
DI8
CLEANING PIPE/BLANK PLUG IN POSITION, 40B001
CLEANING PIPE IN POSITION BRANCH PIPE, 40B002
PRODUCT PIPE IN POSITION FOR PRODUCTION, 40B003
RESERVED
RESERVED
PRODUCT PIPE IN POSITION, 40B006
RESERVED
A-VALVE OPEN NO PRODUCT, 40B012
40X255
40X250
40W255
40W001
40W002
40W003
40W006
40W012
40B001
40B002
40B003
40B006
40B012
1.5 mm² GN/YE
01X002
E24
E10
41:6 / FUX
40011:2 / FUY
40010:2 / ECS
40010:2 / ECT
L10
L11
Designer JNT
ECM No 445015
Denomination CIRCUIT DIAGRAM
Date 2010-08-20
Machine TETRA PAK A1 for TCA
Page Type CIRCUIT DIAGRAM
Company Tetra Pak
Drawing remarks
Document No. 2817282-0003
Doc. type ELD
Version AG
Page 40009

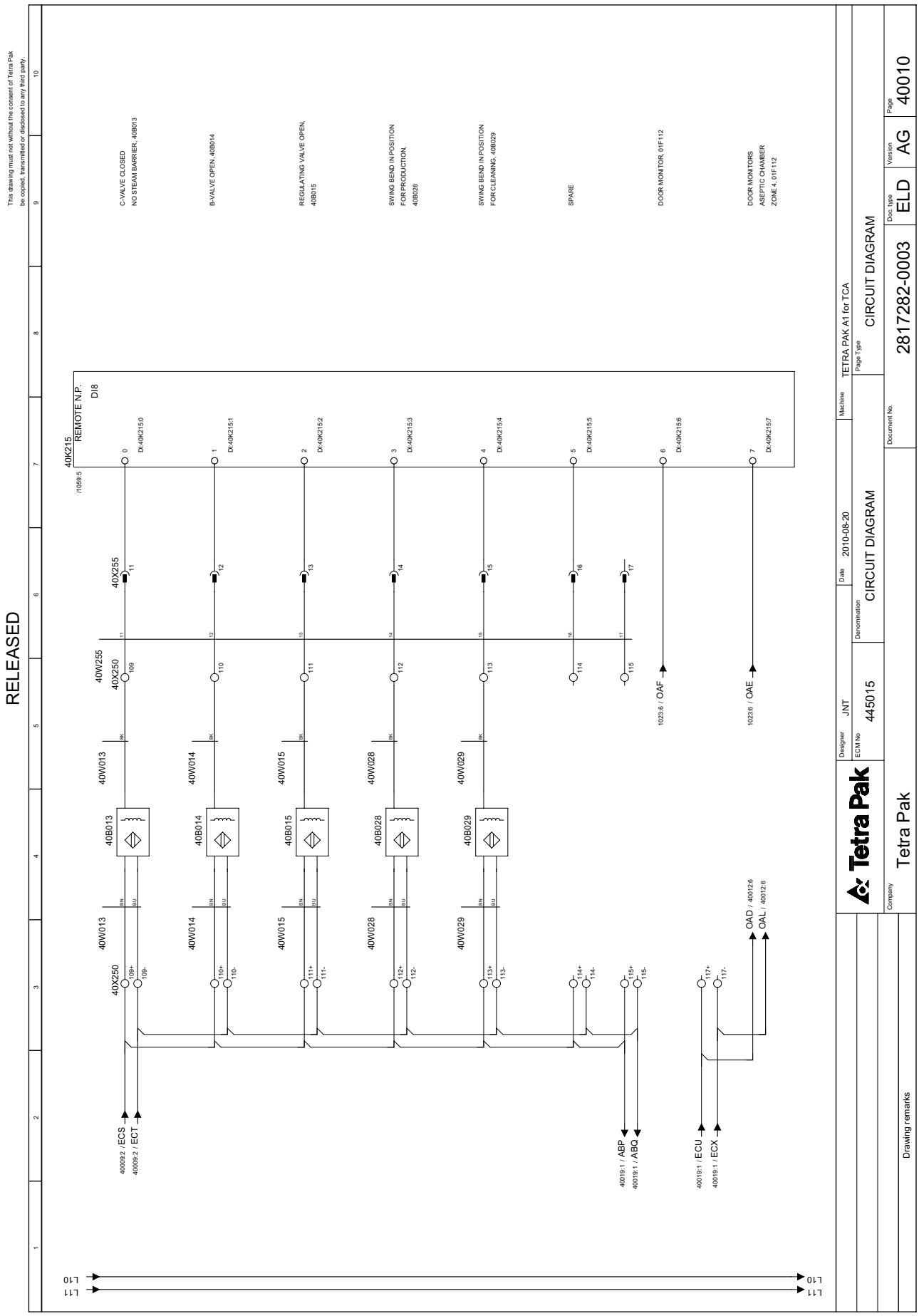
RELEASED
This drawing must not without the consent of Tetra Pak be copied, transmitted or disclosed to any third party.
40K215
/1059.5
REMOTE N.P.
DI8
DI-40K2150
DI-40K2151
DI-40K2152
DI-40K2153
DI-40K2154
DI-40K2155
DI-40K2156
DI-40K2157
C-VALVE CLOSED
NO STEAM BARRIER, 40B013
B-VALVE OPEN, 40B014
REGULATING VALVE OPEN, 40B015
SWING BEND IN POSITION FOR PRODUCTION, 40B028
SWING BEND IN POSITION FOR CLEANING, 40B029
SPARE
DOOR MONITOR, 01F112
DOOR MONITORS ASEPTIC CHAMBER ZONE 4, 01F112
40X255
40W255
40X250
40W013
40W014
40W015
40W028
40W029
40B013
40B014
40B015
40B028
40B029
BK
BN
BU
109+
109-
110+
110-
111+
111-
112+
112-
113+
113-
114+
114-
115+
115-
117+
117-
40009:2 / ECS
40009:2 / ECT
40019:1 / ABP
40019:1 / ABQ
40019:1 / ECU
40019:1 / ECX
1023:6 / OAF
1023:6 / OAE
OAD / 40012:6
OAL / 40012:6
L10
L11
Designer JNT
Date 2010-08-20
Machine TETRA PAK A1 for TCA
ECM No 445015
Denomination CIRCUIT DIAGRAM
Page Type CIRCUIT DIAGRAM
Company Tetra Pak
Document No. 2817282-0003
Doc. type ELD
Version AG
Page 40010
Drawing remarks

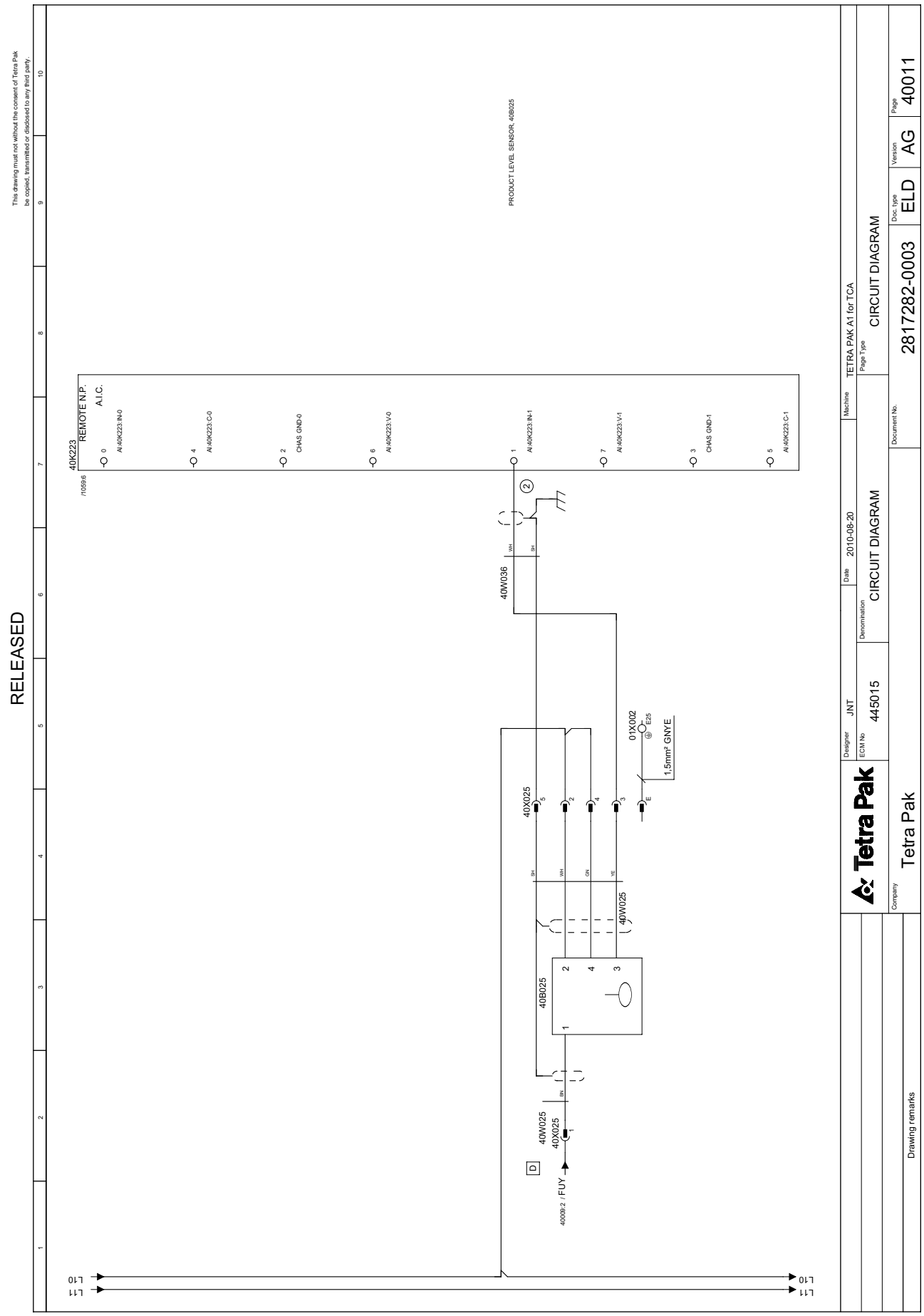
RELEASED
This drawing must not without the consent of Tetra Pak be copied, transmitted or disclosed to any third party.
40K223
/10596
REMOTE N.P.
A.I.C.
0 AI-40K223:IN-0
4 AI-40K223:C-0
2 CHAS GND-0
6 AI-40K223:V-0
1 AI-40K223:IN-1
7 AI-40K223:V-1
3 CHAS GND-1
5 AI-40K223:C-1
PRODUCT LEVEL SENSOR, 40B025
40W036
40X025
40W025
40B025
01X002
E25
1,5mm² GN/YE
40W025
40X025
40009:2 / FUY
D
L10
L11
Tetra Pak
Designer JNT
ECM No 445015
Denomination CIRCUIT DIAGRAM
Date 2010-08-20
Machine TETRA PAK A1 for TCA
Page Type CIRCUIT DIAGRAM
Document No. 2817282-0003
Doc. type ELD
Version AG
Page 40011
Company Tetra Pak
Drawing remarks

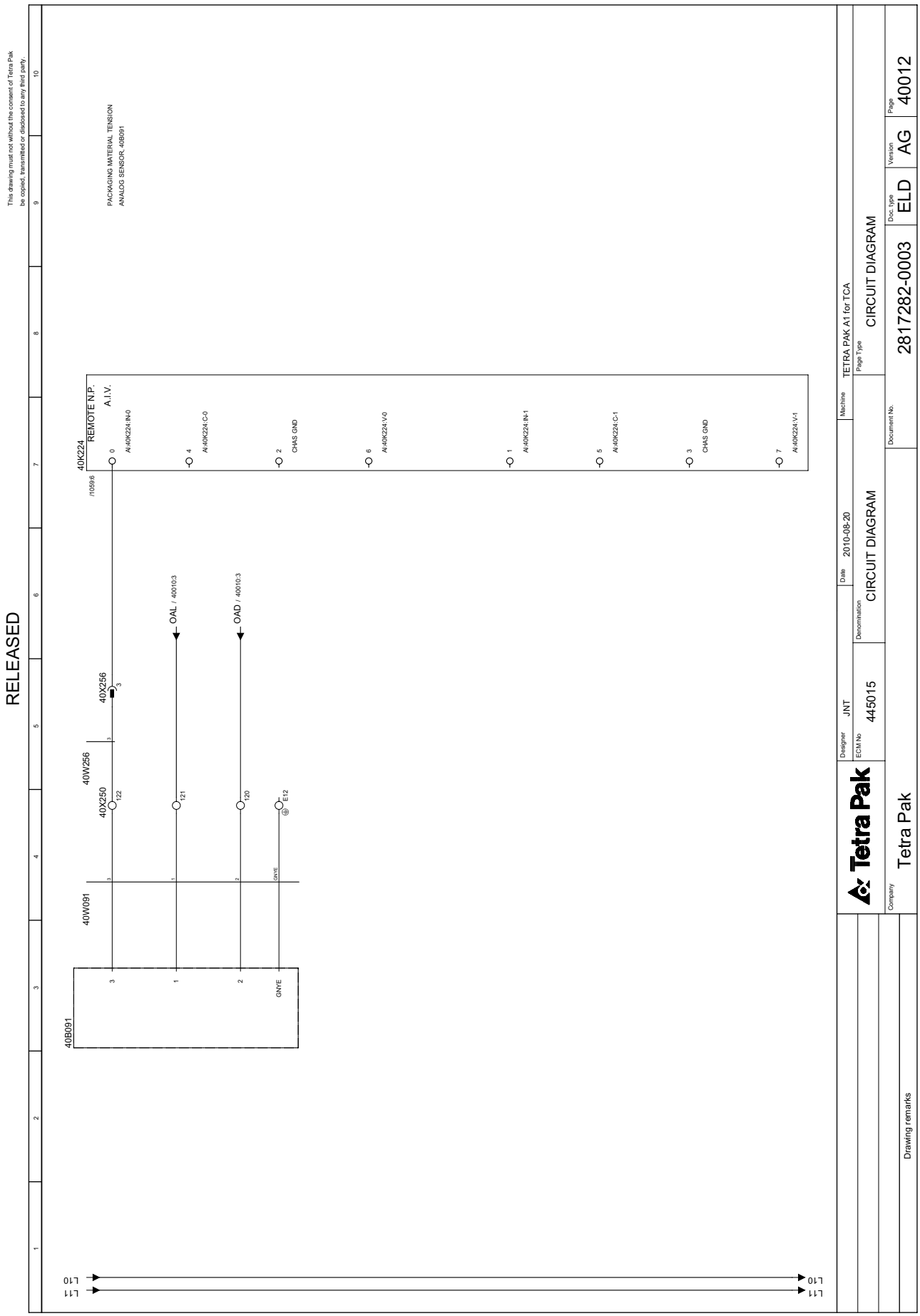
RELEASED
This drawing must not without the consent of Tetra Pak be copied, transmitted or disclosed to any third party.
PACKAGING MATERIAL TENSION
ANALOG SENSOR, 40B091
40K224
REMOTE N.P.
A.I.V.
/10596
AI-40K224-IN-0
AI-40K224-C-0
CHAS GND
AI-40K224-V-0
AI-40K224-IN-1
AI-40K224-C-1
CHAS GND
AI-40K224-V-1
40X256
40W256
40X250
40W091
40B091
OAL / 40010:3
OAD / 40010:3
GNYE
L10
L11
Designer JNT
Date 2010-08-20
Machine TETRA PAK A1 for TCA
ECM No 445015
Denomination CIRCUIT DIAGRAM
Page Type CIRCUIT DIAGRAM
Company Tetra Pak
Document No. 2817282-0003
Doc. type ELD
Version AG
Page 40012
Drawing remarks

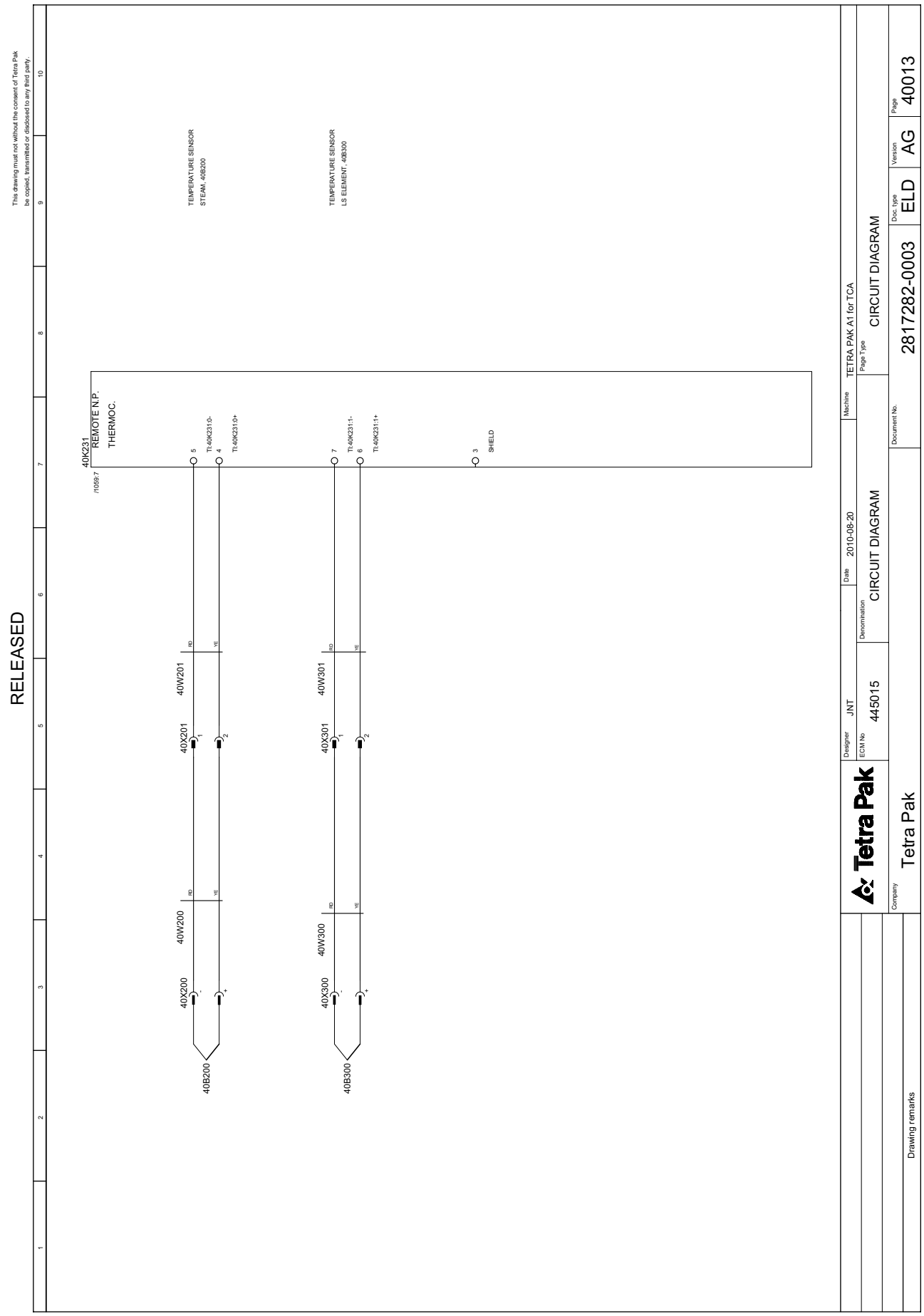
RELEASED
This drawing must not without the consent of Tetra Pak be copied, transmitted or disclosed to any third party.
40K231
/1059.7
REMOTE N.P.
THERMOC.
5
TI-40K231:0-
4
TI-40K231:0+
7
TI-40K231:1-
6
TI-40K231:1+
3
SHIELD
TEMPERATURE SENSOR
STEAM, 40B200
TEMPERATURE SENSOR
LS ELEMENT, 40B300
40W201
40W200
40W301
40W300
RD
YE
40X201
40X200
40X301
40X300
40B200
40B300
Designer JNT
ECM No 445015
Denomination CIRCUIT DIAGRAM
Date 2010-08-20
Machine TETRA PAK A1 for TCA
Page Type CIRCUIT DIAGRAM
Company Tetra Pak
Drawing remarks
Document No. 2817282-0003
Doc. type ELD
Version AG
Page 40013


RELEASED
This drawing must not without the consent of Tetra Pak be copied, transmitted or disclosed to any third party.
40K232
/1059:7
REMOTE N.P.
THERMOC.
TEMPERATURE SENSOR
LS SHORT STOP ELEMENT.
40B302
SPARE
TI-40K2320-
TI-40K2320+
TI-40K232-1-
TI-40K232-1+
SHIELD
40X302
40W302
40X303
40W303
40B302
RD
YE
Tetra Pak
Designer JNT
Date 2010-08-20
Machine TETRA PAK A1 for TCA
ECM No 445015
Denomination CIRCUIT DIAGRAM
Page Type CIRCUIT DIAGRAM
Company Tetra Pak
Document No. 2817282-0003
Doc. type ELD
Version AG
Page 40014
Drawing remarks

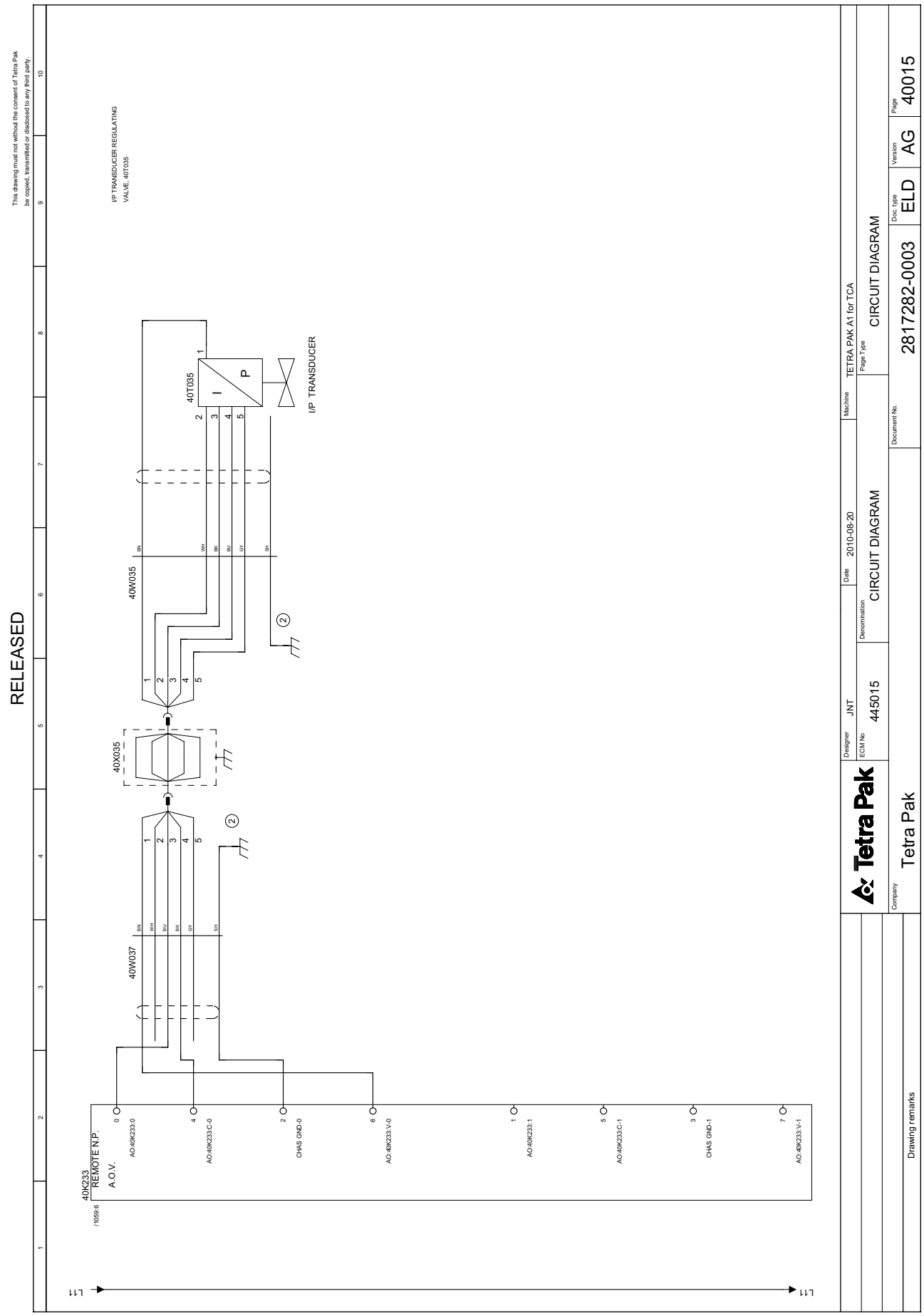
RELEASED
This drawing must not without the consent of Tetra Pak be copied, transmitted or disclosed to any third party.
I/P TRANSDUCER REGULATING VALVE, 40T035
40K233
/1059-6
REMOTE N.P.
A.O.V.
AO-40K233-0
AO-40K233-C-0
CHAS GND-0
AO-40K233-V-0
AO-40K233-1
AO-40K233-C-1
CHAS GND-1
AO-40K233-V-1
40W037
40X035
40W035
40T035
I/P TRANSDUCER
Designer JNT
Date 2010-08-20
Machine TETRA PAK A1 for TCA
ECM No 445015
Denomination CIRCUIT DIAGRAM
Page Type CIRCUIT DIAGRAM
Document No. 2817282-0003
Doc. type ELD
Version AG
Page 40015
Company Tetra Pak
Drawing remarks

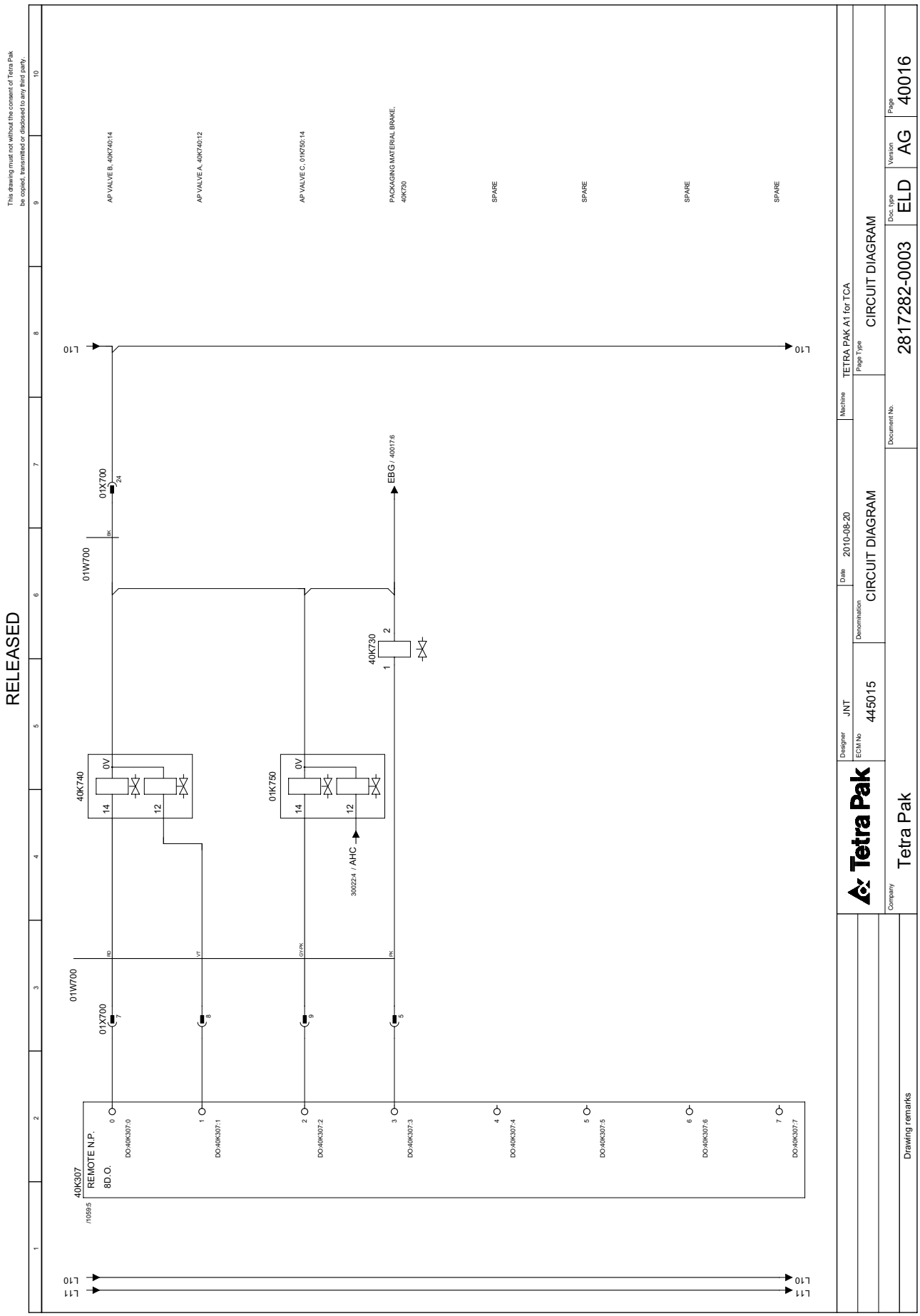
RELEASED
This drawing must not without the consent of Tetra Pak be copied, transmitted or disclosed to any third party.
AP VALVE B, 40K740:14
AP VALVE A, 40K740:12
AP VALVE C, 01K750:14
PACKAGING MATERIAL BRAKE, 40K720
SPARE
SPARE
SPARE
SPARE
L10
L11
01W700
01X700
24
BK
EBG / 400176
40K730
2
1
40K740
01K750
0V
14
12
30022:4 / AHC
RD
VT
GY/PK
PK
40K307
/1059:5
REMOTE N.P.
8D.O.
DO:40K307:0
DO:40K307:1
DO:40K307:2
DO:40K307:3
DO:40K307:4
DO:40K307:5
DO:40K307:6
DO:40K307:7
Designer JNT
Date 2010-08-20
Machine TETRA PAK A1 for TCA
ECM No 445015
Denomination CIRCUIT DIAGRAM
Page Type CIRCUIT DIAGRAM
Company Tetra Pak
Document No. 2817282-0003
Doc. type ELD
Version AG
Page 40016
Drawing remarks

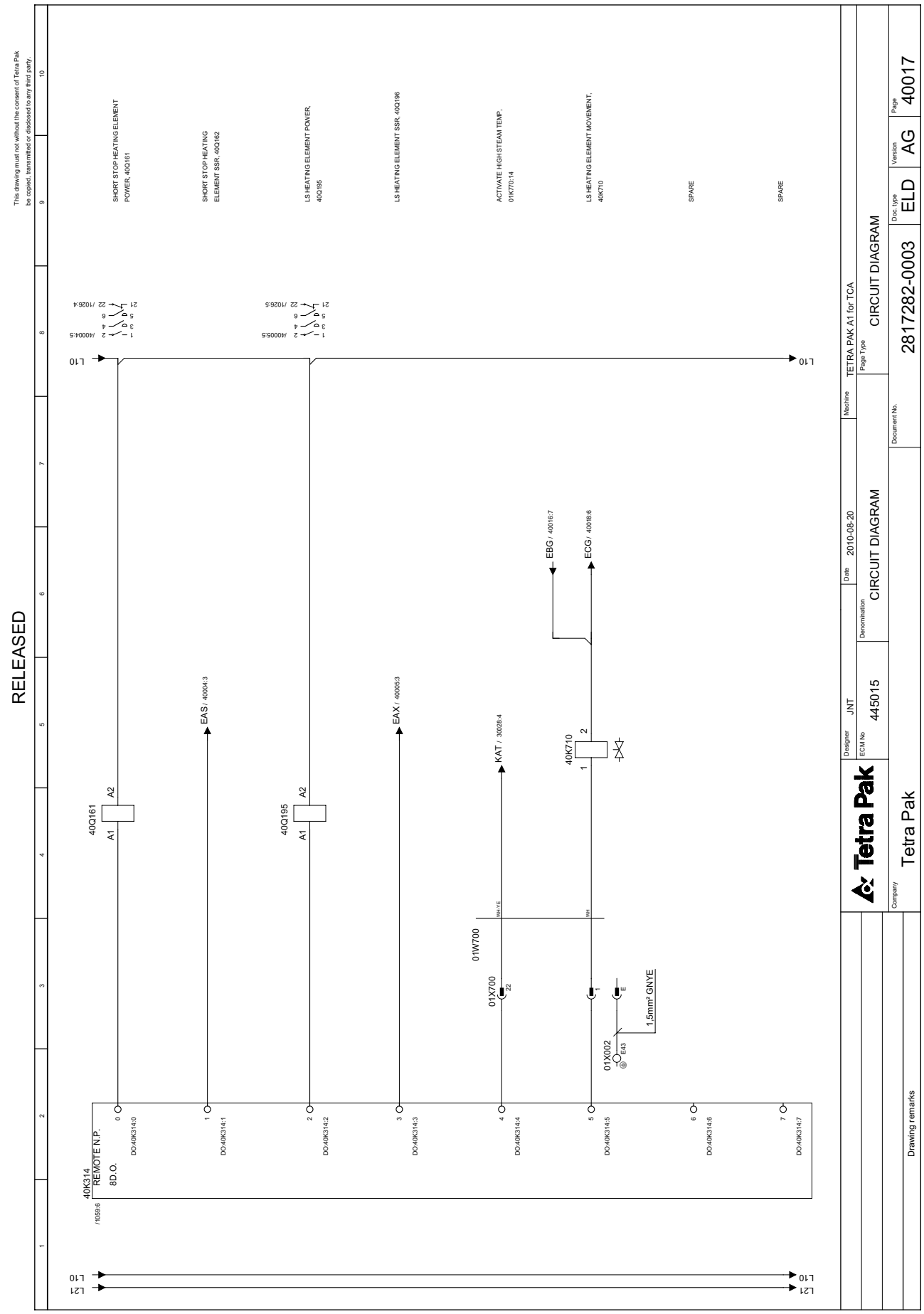
RELEASED
This drawing must not without the consent of Tetra Pak be copied, transmitted or disclosed to any third party.
SHORT STOP HEATING ELEMENT POWER, 40Q161
SHORT STOP HEATING ELEMENT SSR, 40Q162
LS HEATING ELEMENT POWER, 40Q195
LS HEATING ELEMENT SSR, 40Q196
ACTIVATE HIGH STEAM TEMP, 01K770:14
LS HEATING ELEMENT MOVEMENT, 40K710
SPARE
SPARE
40Q161
40Q195
40K710
40K314
REMOTE N.P.
8D.O.
EAS / 40004:3
EAX / 40005:3
KAT / 30028:4
EBG / 40016:7
ECG / 40018:6
01W700
01X700
01X002
1,5mm² GNYE
L10
L21
Tetra Pak
Designer JNT
Date 2010-08-20
Machine TETRA PAK A1 for TCA
ECM No 445015
Denomination CIRCUIT DIAGRAM
Page Type CIRCUIT DIAGRAM
Company Tetra Pak
Drawing remarks
Document No. 2817282-0003
Doc. type ELD
Version AG
Page 40017

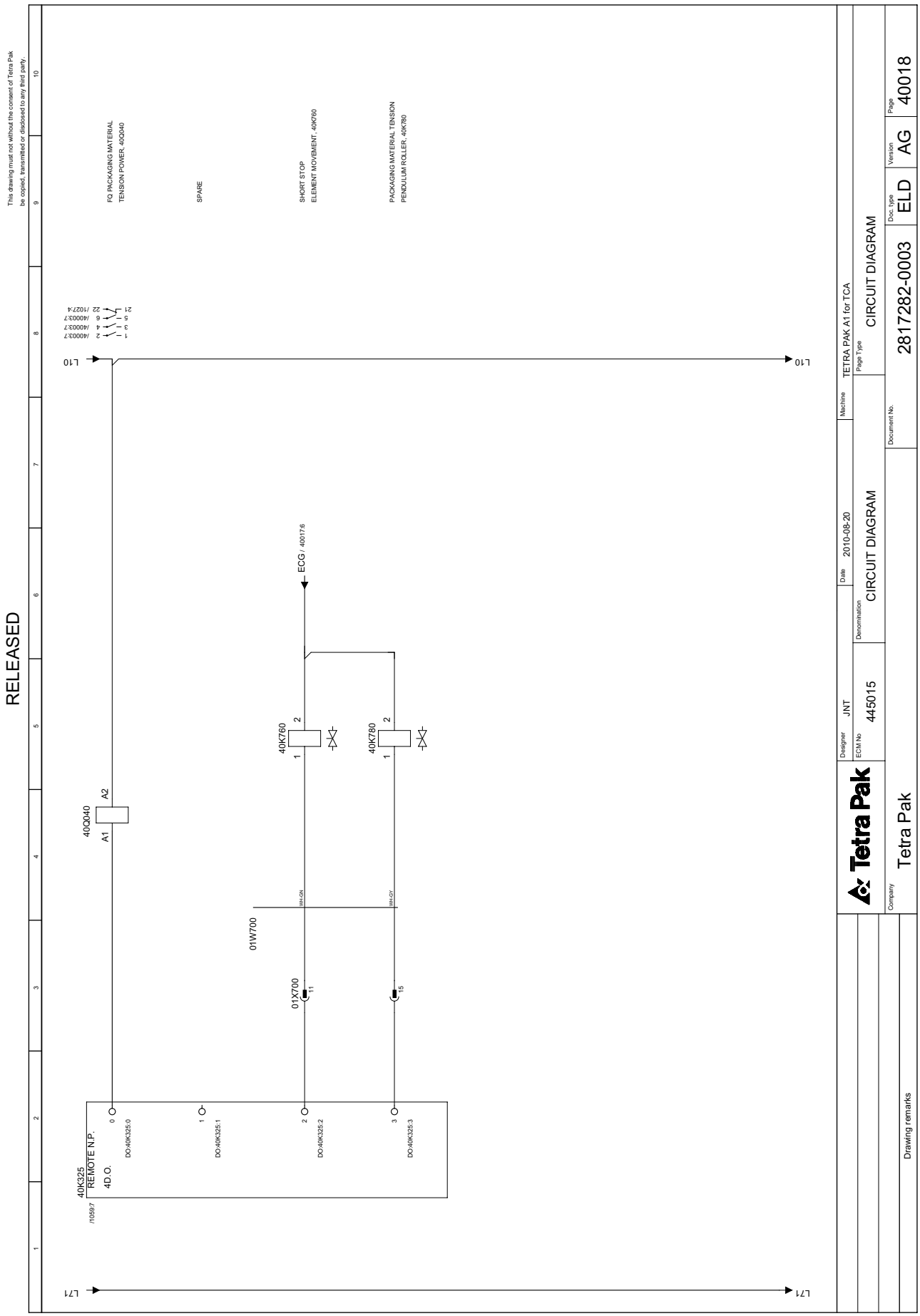
RELEASED
This drawing must not without the consent of Tetra Pak be copied, transmitted or disclosed to any third party.
FQ PACKAGING MATERIAL TENSION POWER, 40Q040
SPARE
SHORT STOP ELEMENT MOVEMENT, 40K760
PACKAGING MATERIAL TENSION PENDULUM ROLLER, 40K780
L10
L71
40Q040
A1
A2
40K760
40K780
ECG / 400176
01W700
01X700
40K325
REMOTE N.P.
4D.O.
DO:40K325:0
DO:40K325:1
DO:40K325:2
DO:40K325:3
Designer JNT
Date 2010-08-20
Machine TETRA PAK A1 for TCA
ECM No 445015
Denomination CIRCUIT DIAGRAM
Page Type CIRCUIT DIAGRAM
Company Tetra Pak
Document No. 2817282-0003
Doc. type ELD
Version AG
Page 40018
Drawing remarks


RELEASED
This drawing must not without the consent of Tetra Pak be copied, transmitted or disclosed to any third party.
40X250
116
40X250
116+
116-
400102 / ABP
400102 / ABQ
400102 / ECU
400102 / ECX
Tetra Pak
Designer JNT
Date 2010-08-20
Machine TETRA PAK A1 for TCA
ECM No 445015
Denomination CIRCUIT DIAGRAM
Page Type CIRCUIT DIAGRAM
Company Tetra Pak
Document No. 2817282-0003
Doc. type ELD
Version AG
Page 40019
Drawing remarks


RELEASED
This drawing must not without the consent of Tetra Pak be copied, transmitted or disclosed to any third party.
50XL10
50XL11
50XL13
50XL81
L10
L11
L13
L81
Tetra Pak
Designer JNT
ECM No 445015
Denomination CIRCUIT DIAGRAM
Date 2010-08-20
Machine TETRA PAK A1 for TCA
Page Type CIRCUIT DIAGRAM
Document No. 2817282-0003
Doc. type ELD
Version AG
Page 50001
Company Tetra Pak
Drawing remarks


RELEASED
This drawing must not without the consent of Tetra Pak be copied, transmitted or disclosed to any third party.
50XL50
50XL51
L50
L51
L51
L50
Tetra Pak
Designer JNT
ECM No 445015
Denomination CIRCUIT DIAGRAM
Date 2010-08-20
Machine TETRA PAK A1 for TCA
Page Type CIRCUIT DIAGRAM
Document No. 2817282-0003
Doc. type ELD
Version AG
Page 50002
Company Tetra Pak
Drawing remarks

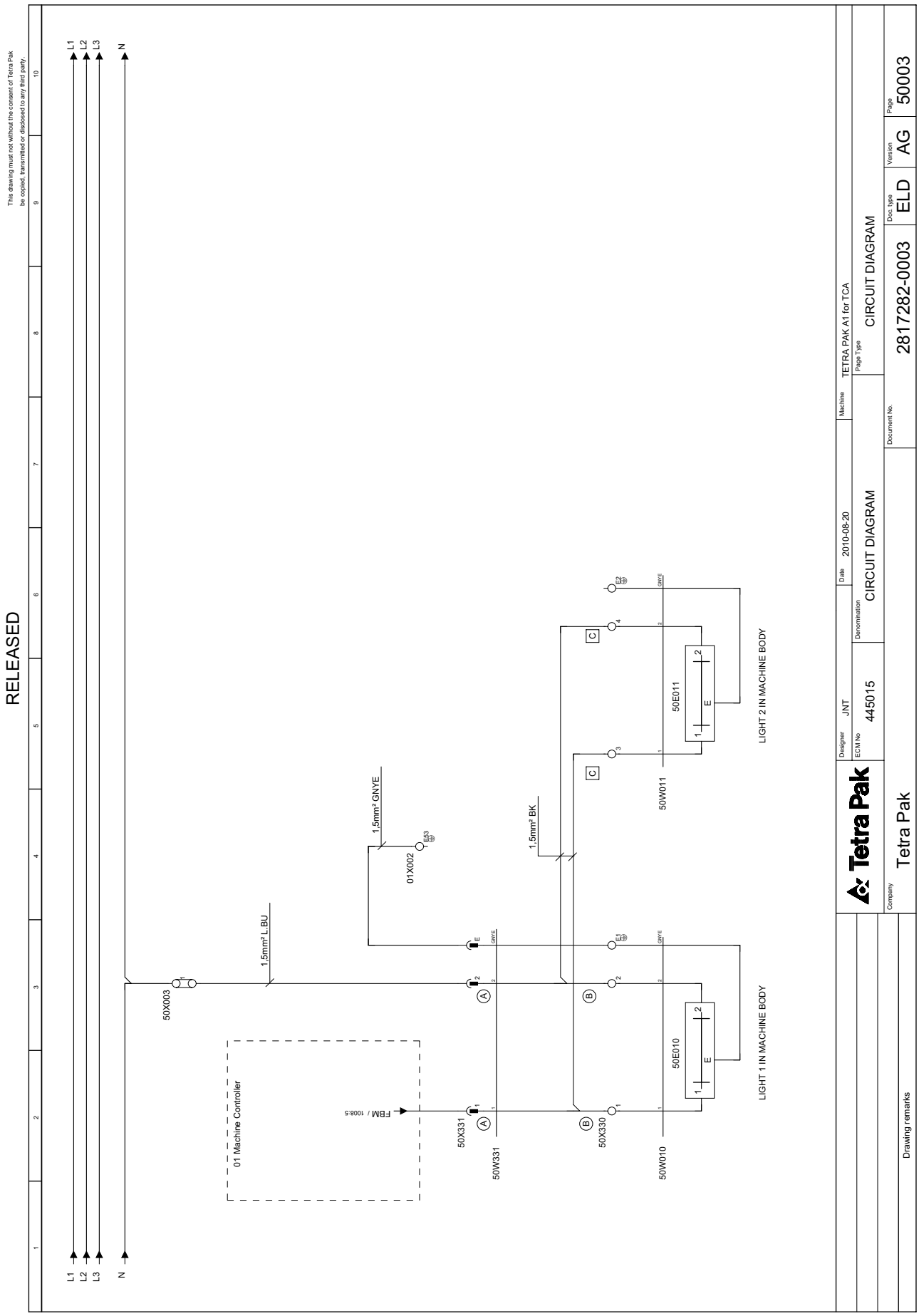
RELEASED
This drawing must not without the consent of Tetra Pak be copied, transmitted or disclosed to any third party.
L1
L2
L3
N
50X003
1,5mm² L.BU
01X002
1,5mm² GNYE
1,5mm² BK
01 Machine Controller
FBM / 1008:5
50X331
50W331
50X330
50W010
50E010
50W011
50E011
LIGHT 1 IN MACHINE BODY
LIGHT 2 IN MACHINE BODY
Tetra Pak
Designer JNT
Date 2010-08-20
Machine TETRA PAK A1 for TCA
ECM No 445015
Denomination CIRCUIT DIAGRAM
Page Type CIRCUIT DIAGRAM
Company Tetra Pak
Document No. 2817282-0003
Doc. type ELD
Version AG
Page 50003
Drawing remarks

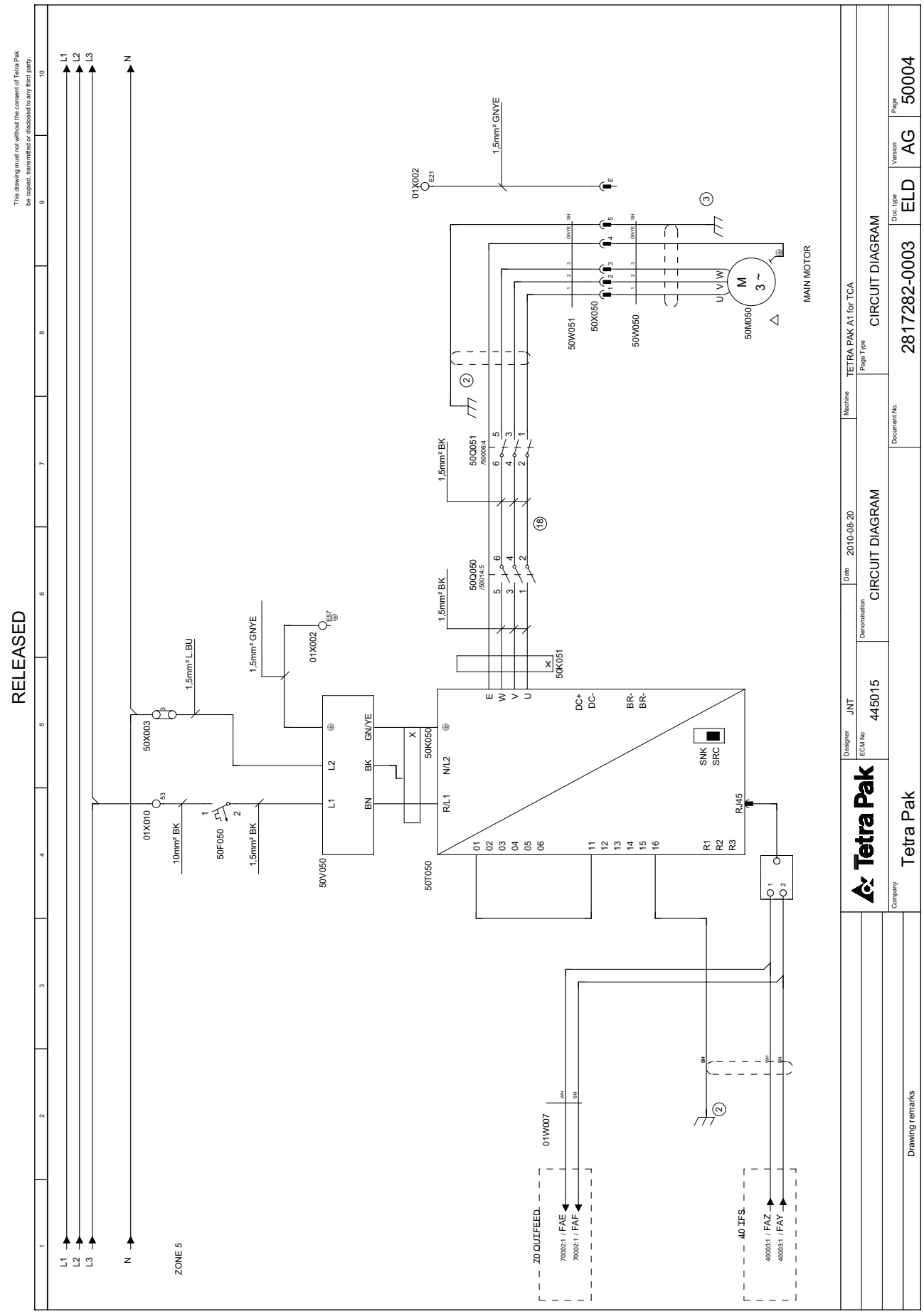
RELEASED
This drawing must not without the consent of Tetra Pak be copied, transmitted or disclosed to any third party
L1
L2
L3
N
ZONE 5
50X003
01X010
10mm² BK
50F050
1,5mm² BK
1,5mm² L.BU
1,5mm² GNYE
01X002
50V050
50T050
50K050
50K051
50Q051
50Q050
1,5mm² BK
01X002
1,5mm² GNYE
50W051
50X050
50W050
50M050
MAIN MOTOR
01W007
70002:1 / FAE
70002:1 / FAF
40003:1 / FAZ
40003:1 / FAY
Designer JNT
Date 2010-08-20
Machine TETRA PAK A1 for TCA
ECM No 445015
Denomination CIRCUIT DIAGRAM
Page Type CIRCUIT DIAGRAM
Company Tetra Pak
Document No. 2817282-0003
Doc. type ELD
Version AG
Page 50004
Drawing remarks

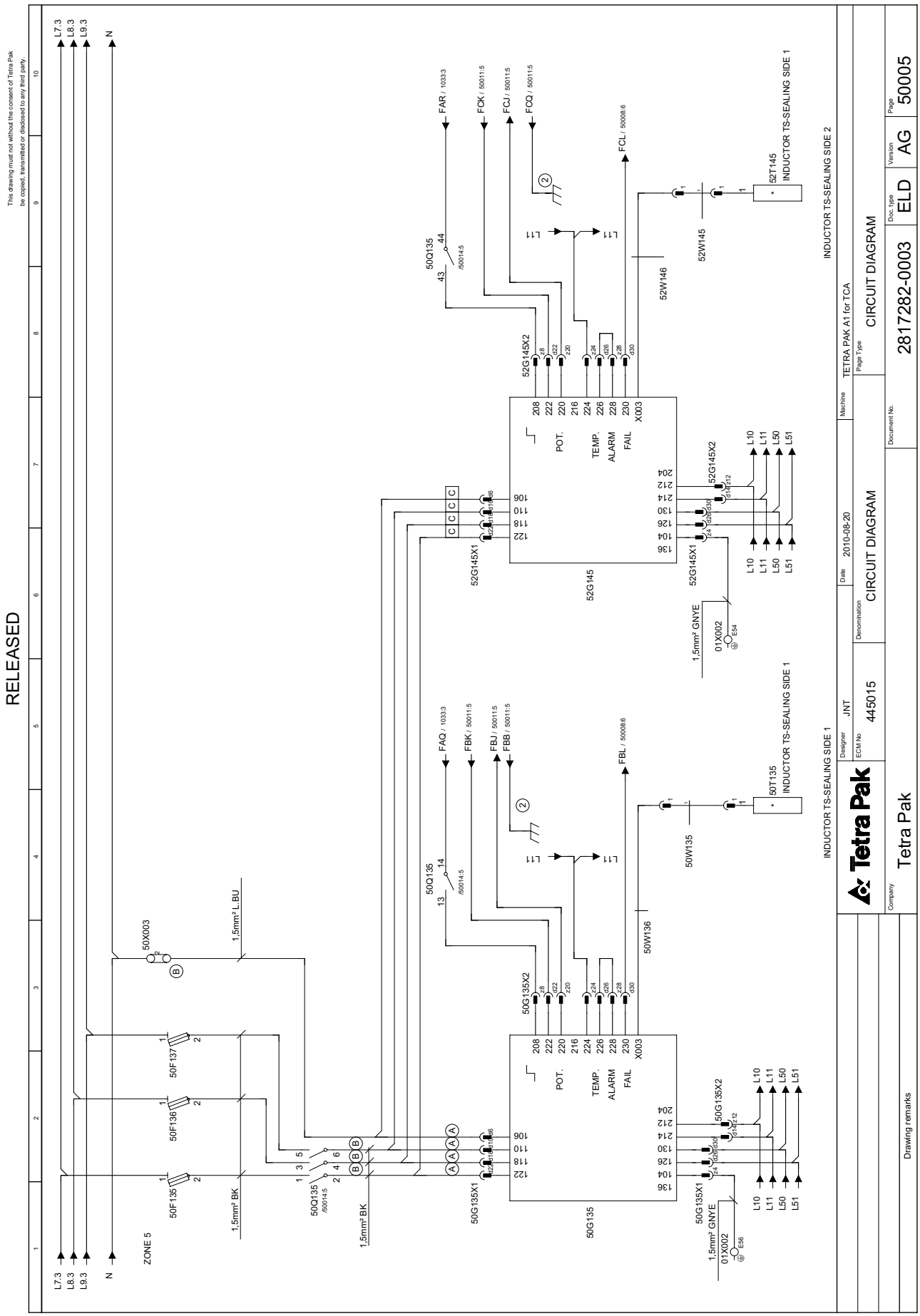
RELEASED
This drawing must not without the consent of Tetra Pak be copied, transmitted or disclosed to any third party.
Tetra Pak
Designer JNT
Date 2010-08-20
Machine TETRA PAK A1 for TCA
ECM No 445015
Denomination CIRCUIT DIAGRAM
Page Type CIRCUIT DIAGRAM
Company Tetra Pak
Drawing remarks
Document No. 2817282-0003
Doc. type ELD
Version AG
Page 50005
INDUCTOR TS-SEALING SIDE 1
INDUCTOR TS-SEALING SIDE 2
ZONE 5
50X003
50F135
50F136
50F137
50Q135
50G135
50G135X1
50G135X2
52G145
52G145X1
52G145X2
50T135
52T145
50W135
50W136
52W145
52W146
01X002
1,5mm² BK
1,5mm² L.BU
1,5mm² GNYE
POT.
TEMP.
ALARM
FAIL
X003
FAQ / 1033:3
FBK / 50011:5
FBJ / 50011:5
FBB / 50011:5
FBL / 50008:6
FAR / 1033:3
FCK / 50011:5
FCJ / 50011:5
FCQ / 50011:5
FCL / 50008:6
INDUCTOR TS-SEALING SIDE 1
INDUCTOR TS-SEALING SIDE 1
INDUCTOR TS-SEALING SIDE 2
L7.3
L8.3
L9.3
N
L10
L11
L50
L51

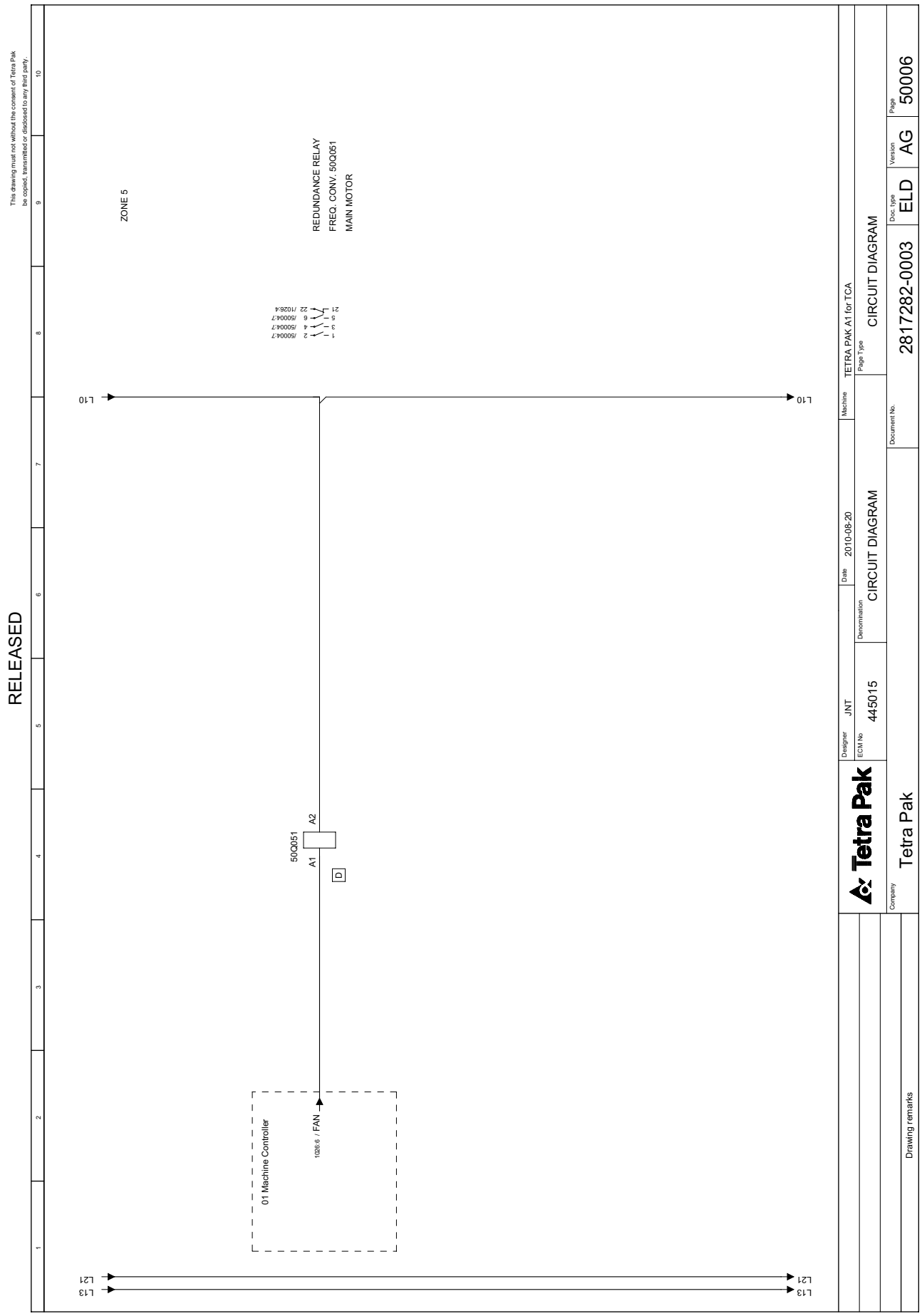
RELEASED
This drawing must not without the consent of Tetra Pak be copied, transmitted or disclosed to any third party.
ZONE 5
REDUNDANCE RELAY
FREQ. CONV. 50Q051
MAIN MOTOR
/5000A:7
/5000A:7
/5000A:7
/1026:4
L10
L10
50Q051
A2
A1
D
01 Machine Controller
1026:6 / FAN
L13
L21
L13
L21
Designer JNT
Date 2010-08-20
Machine TETRA PAK A1 for TCA
ECM No 445015
Denomination CIRCUIT DIAGRAM
Page Type CIRCUIT DIAGRAM
Company Tetra Pak
Document No. 2817282-0003
Doc. type ELD
Version AG
Page 50006
Drawing remarks

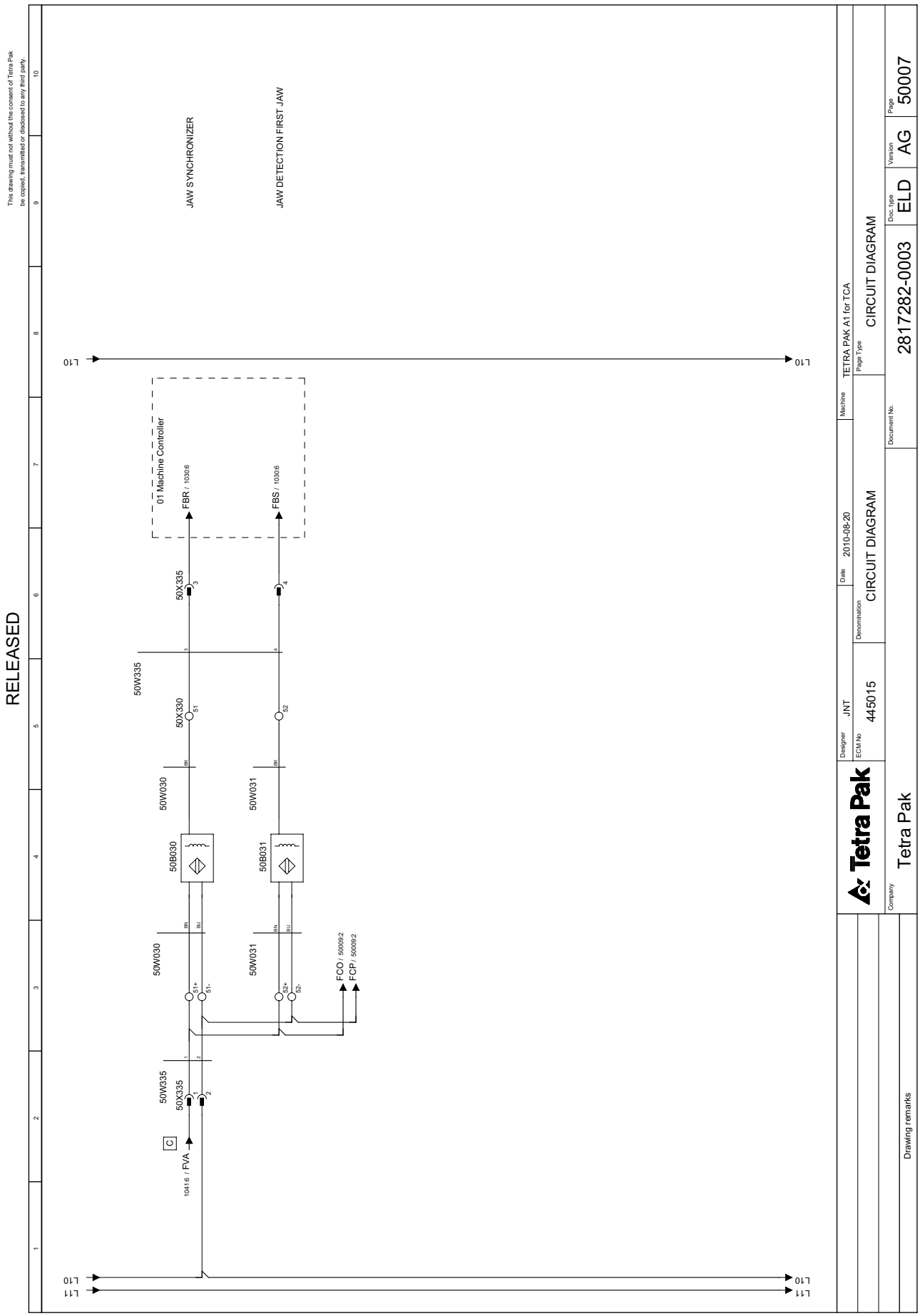
RELEASED
This drawing must not without the consent of Tetra Pak be copied, transmitted or disclosed to any third party.
JAW SYNCHRONIZER
JAW DETECTION FIRST JAW
01 Machine Controller
FBR / 1030:6
FBS / 1030:6
50X335
50W335
50X330
50W030
50B030
50W031
50B031
FCO / 50009:2
FCP / 50009:2
1041:6 / FVA
L10
L11
Tetra Pak
Designer JNT
Date 2010-08-20
Machine TETRA PAK A1 for TCA
ECM No 445015
Denomination CIRCUIT DIAGRAM
Page Type CIRCUIT DIAGRAM
Company Tetra Pak
Document No. 2817282-0003
Doc. type ELD
Version AG
Page 50007
Drawing remarks


RELEASED
This drawing must not without the consent of Tetra Pak be copied, transmitted or disclosed to any third party.
50K216
REMOTE N.P.
DI8
/1059.5
0 DI:50K216:0 SPARE
1 DI:50K216:1 SPARE
2 DI:50K216:2 SPARE
3 DI:50K216:3 TS SEALING SIDE 1 READY, 50G135
4 DI:50K216:4 TS SEALING SIDE 2 READY, 52G145
5 DI:50K216:5 SAFETY MODULE MAIN BODY CRANK GUARD ZONE 5, 50F134
6 DI:50K216:6 SPARE
7 DI:50K216:7 SPARE
500055 /FBL
500059 /FCL
1024.6 /FCB
L11
L11
Designer JNT
Date 2010-08-20
Machine TETRA PAK A1 for TCA
ECM No 445015
Denomination CIRCUIT DIAGRAM
Page Type CIRCUIT DIAGRAM
Company Tetra Pak
Drawing remarks
Document No. 2817282-0003
Doc. type ELD
Version AG
Page 50008

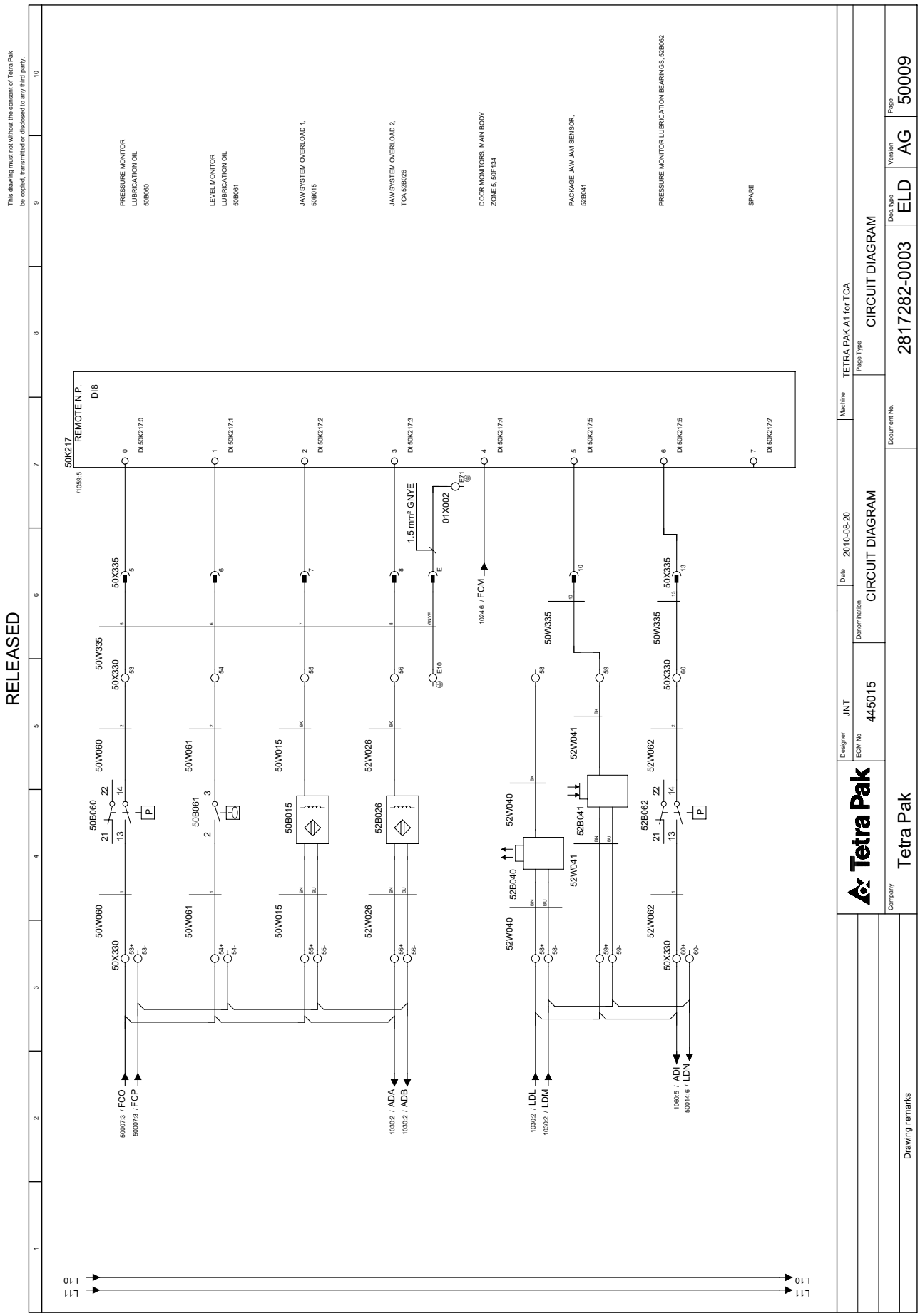
RELEASED
This drawing must not without the consent of Tetra Pak be copied, transmitted or disclosed to any third party.
50K217
REMOTE N.P.
DI8
PRESSURE MONITOR LUBRICATION OIL 50B060
LEVEL MONITOR LUBRICATION OIL 50B061
JAW SYSTEM OVERLOAD 1. 50B015
JAW SYSTEM OVERLOAD 2. TCA 52B026
DOOR MONITORS, MAIN BODY ZONE 5, 50F134
PACKAGE JAW JAW SENSOR. 52B041
PRESSURE MONITOR LUBRICATION BEARINGS, 52B062
SPARE
1.5 mm² GNYE
01X002
50B060
50B061
50B015
52B026
52B040
52B041
52B062
50W060
50W061
50W015
52W026
52W040
52W041
52W062
50W330
50W335
50X330
50X335
/ FCO
/ FCP
/ ADA
/ ADB
/ LDL
/ LDM
/ ADI
/ LDN
/ FCM
L10
L11
Tetra Pak
Designer JNT
Date 2010-08-20
Machine TETRA PAK A1 for TCA
ECM No 445015
Denomination CIRCUIT DIAGRAM
Page Type CIRCUIT DIAGRAM
Company Tetra Pak
Drawing remarks
Document No. 2817282-0003
Doc. type ELD
Version AG
Page 50009


RELEASED
This drawing must not without the consent of Tetra Pak be copied, transmitted or disclosed to any third party.
50K218
/1059.5
REMOTE N.P.
DI8
0
DI:50K218:0
NOT IN USE
(ADDRESS RESERVE MODULE)
1
DI:50K218:1
NOT IN USE
(ADDRESS RESERVE MODULE)
2
DI:50K218:2
NOT IN USE
(ADDRESS RESERVE MODULE)
3
DI:50K218:3
NOT IN USE
(ADDRESS RESERVE MODULE)
4
DI:50K218:4
NOT IN USE
(ADDRESS RESERVE MODULE)
5
DI:50K218:5
NOT IN USE
(ADDRESS RESERVE MODULE)
6
DI:50K218:6
NOT IN USE
(ADDRESS RESERVE MODULE)
7
DI:50K218:7
NOT IN USE
(ADDRESS RESERVE MODULE)
L10
L11
L10
L11
Tetra Pak
Designer JNT
Date 2010-08-20
Machine TETRA PAK A1 for TCA
ECM No 445015
Denomination CIRCUIT DIAGRAM
Page Type CIRCUIT DIAGRAM
Company Tetra Pak
Drawing remarks
Document No. 2817282-0003
Doc. type ELD
Version AG
Page 50010

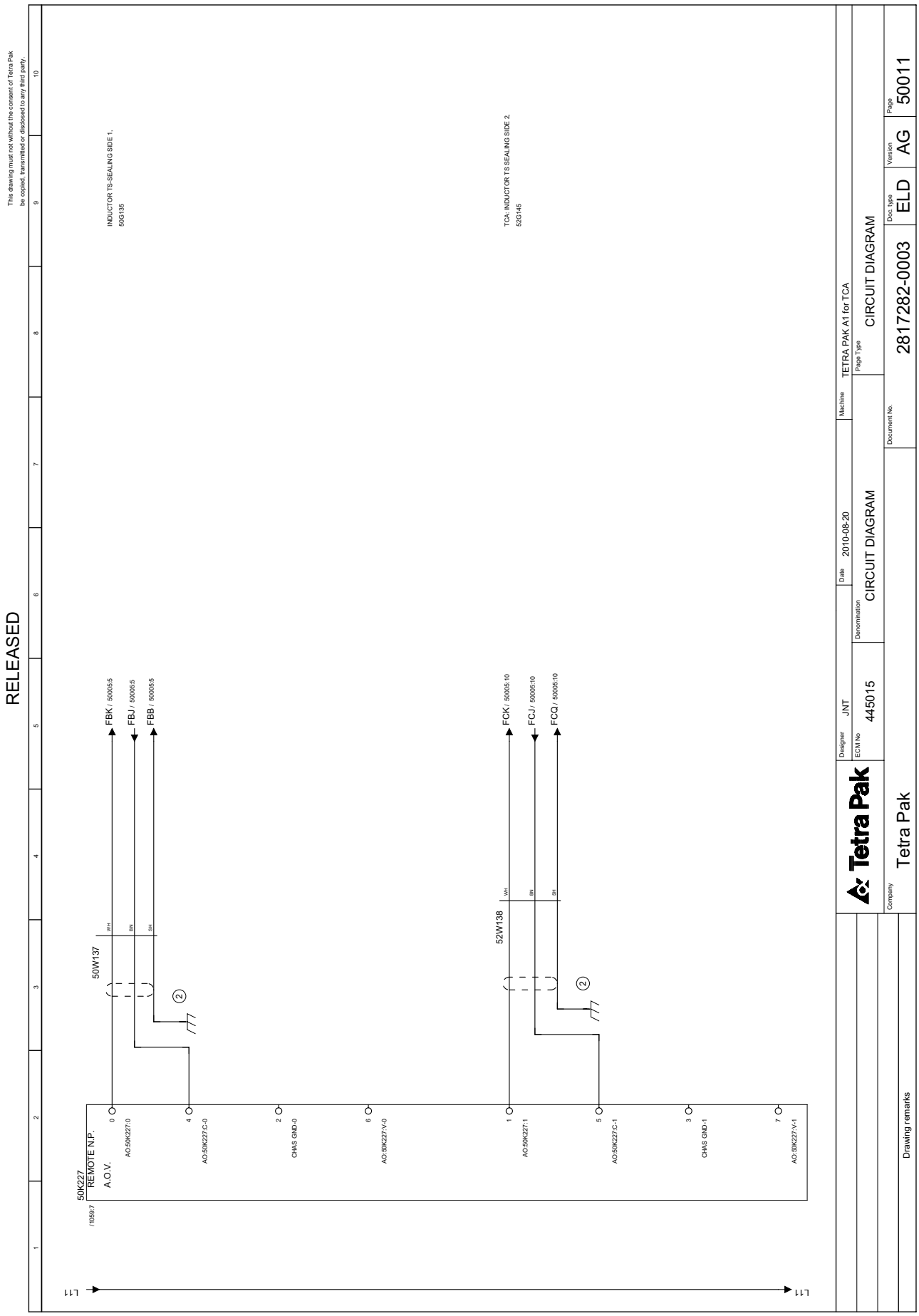
RELEASED
This drawing must not without the consent of Tetra Pak be copied, transmitted or disclosed to any third party.
INDUCTOR TS-SEALING SIDE 1.
50G135
TCA: INDUCTOR TS SEALING SIDE 2.
52G145
50K227
REMOTE N.P.
A.O.V.
/ 1059:7
50W137
52W138
FBK / 50005:5
FBJ / 50005:5
FBB / 50005:5
FCK / 50005:10
FCJ / 50005:10
FCQ / 50005:10
AO:50K227:0
AO:50K227:C-0
CHAS GND-0
AO:50K227:V-0
AO:50K227:1
AO:50K227:C-1
CHAS GND-1
AO:50K227:V-1
Designer JNT
Date 2010-08-20
Machine TETRA PAK A1 for TCA
ECM No 445015
Denomination CIRCUIT DIAGRAM
Page Type CIRCUIT DIAGRAM
Document No. 2817282-0003
Doc. type ELD
Version AG
Page 50011
Company Tetra Pak
Drawing remarks


RELEASED
This drawing must not without the consent of Tetra Pak be copied, transmitted or disclosed to any third party.
50K308
/ 1059.5
REMOTE N.P.
8D. O.
0 DO:50K308:0
1 DO:50K308:1
2 DO:50K308:2
3 DO:50K308:3
4 DO:50K308:4
5 DO:50K308:5
6 DO:50K308:6
7 DO:50K308:7
RESERVED TWA
RESERVED TWA
SPARE
SPARE
SPARE
SPARE
SPARE
SPARE
Designer JNT
Date 2010-08-20
Machine TETRA PAK A1 for TCA
ECM No 445015
Denomination CIRCUIT DIAGRAM
Page Type CIRCUIT DIAGRAM
Document No. 2817282-0003
Doc. type ELD
Version AG
Page 50012
Company Tetra Pak
Drawing remarks


RELEASED
This drawing must not without the consent of Tetra Pak be copied, transmitted or disclosed to any third party.
L81
50K331
REMOTE N.P.
8D.O.
/1059:7
DO:50K331:0
DO:50K331:1
DO:50K331:2
DO:50K331:3
DO:50K331:4
DO:50K331:5
DO:50K331:6
DO:50K331:7
50W335
50X335
52W071
50X330
52K071
ADH / 500146
ADJ / 1060:5
LUBRICATION BEARINGS
SPARE
Designer JNT
Date 2010-08-20
Machine TETRA PAK A1 for TCA
ECM No 445015
Denomination CIRCUIT DIAGRAM
Page Type CIRCUIT DIAGRAM
Company Tetra Pak
Document No. 2817282-0003
Doc. type ELD
Version AG
Page 50013
Drawing remarks

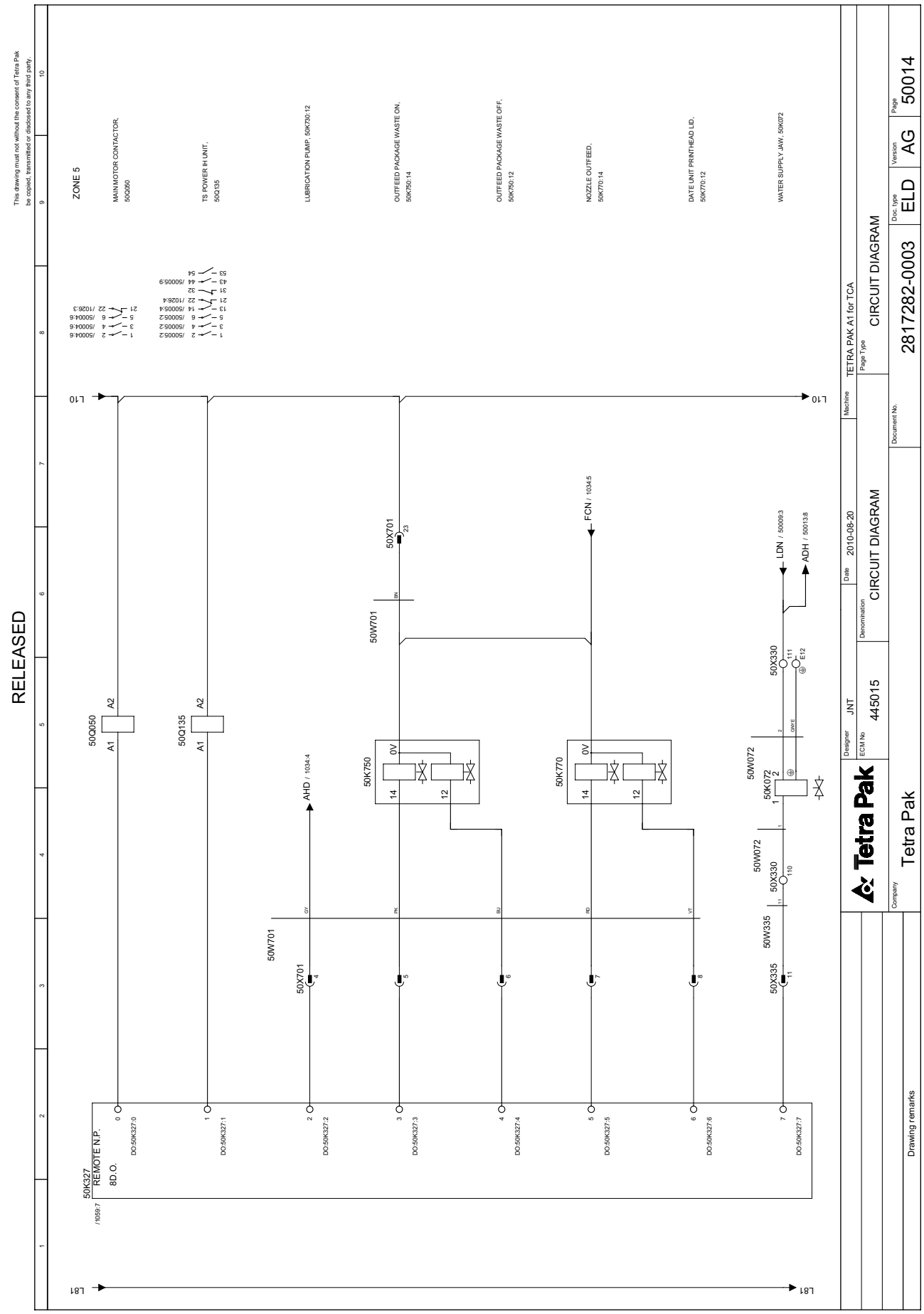
RELEASED
This drawing must not without the consent of Tetra Pak be copied, transmitted or disclosed to any third party.
ZONE 5
MAIN MOTOR CONTACTOR, 50Q050
TS POWER IH UNIT, 50Q135
LUBRICATION PUMP, 50K750:12
OUTFEED PACKAGE WASTE ON, 50K750:14
OUTFEED PACKAGE WASTE OFF, 50K750:12
NOZZLE OUTFEED, 50K770:14
DATE UNIT PRINTHEAD LID, 50K770:12
WATER SUPPLY JAW, 50K072
50Q050
50Q135
50K750
50K770
50K072
50K327
REMOTE N.P.
8D.O.
50W701
50W072
50W335
50X701
50X330
50X335
AHD / 1034:4
FCN / 1034:5
LDN / 50009:3
ADH / 50013:8
L10
L81
Designer JNT
Date 2010-08-20
Machine TETRA PAK A1 for TCA
ECM No 445015
Denomination CIRCUIT DIAGRAM
Page Type CIRCUIT DIAGRAM
Company Tetra Pak
Drawing remarks
Document No. 2817282-0003
Doc. type ELD
Version AG
Page 50014


RELEASED
This drawing must not without the consent of Tetra Pak be copied, transmitted or disclosed to any third party.
L10
L11
L13
60XL10
60XL11
60XL13
60X200
C
10416 / FFU
01X002
Tetra Pak
Designer JNT
Date 2010-08-20
Machine TETRA PAK A1 for TCA
ECM No 445015
Denomination CIRCUIT DIAGRAM
Page Type CIRCUIT DIAGRAM
Document No. 2817282-0003
Doc. type ELD
Version AG
Page 60001
Company Tetra Pak
Drawing remarks


RELEASED
This drawing must not without the consent of Tetra Pak be copied, transmitted or disclosed to any third party.
70XL10
70XL11
70XL91
L10
L11
L91
Tetra Pak
Designer JNT
Date 2010-08-20
Machine TETRA PAK A1 for TCA
ECM No 445015
Denomination CIRCUIT DIAGRAM
Page Type CIRCUIT DIAGRAM
Document No. 2817282-0003
Doc. type ELD
Version AG
Page 70001
Company Tetra Pak
Drawing remarks

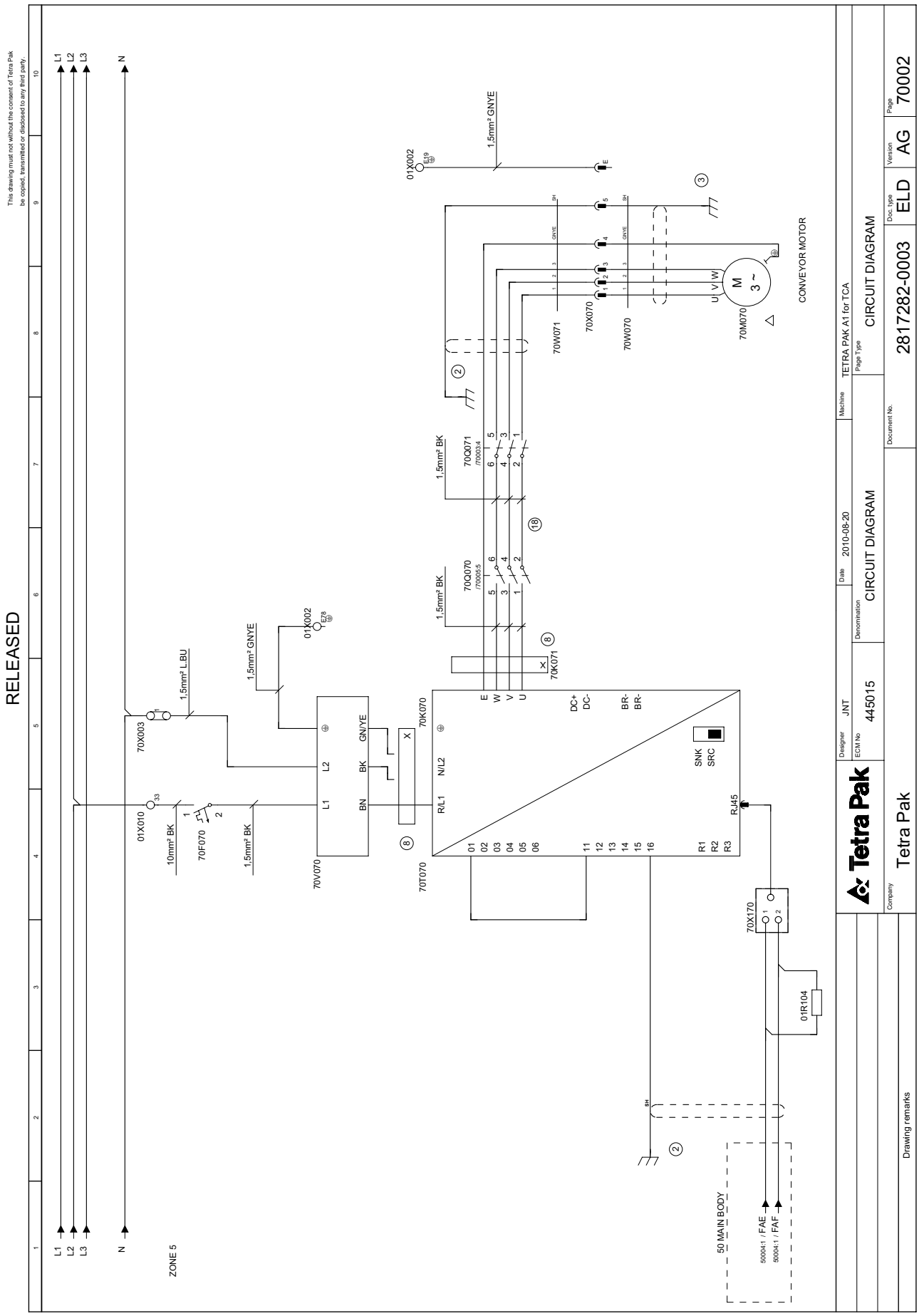
RELEASED
This drawing must not without the consent of Tetra Pak be copied, transmitted or disclosed to any third party.
L1
L2
L3
N
ZONE 5
70X003
01X010
10mm² BK
70F070
1,5mm² LBU
1,5mm² BK
1,5mm² GNYE
01K002
70V070
L1
L2
BN
BK
GN/YE
70K070
70T070
R/L1
N/L2
01
02
03
04
05
06
11
12
13
14
15
16
R1
R2
R3
RJ45
SNK
SRC
DC+
DC-
BR-
BR-
E
W
V
U
70K071
70Q071
70Q070
1,5mm² BK
1,5mm² GNYE
70W071
70W070
70X070
70M070
M
3 ~
U
V
W
CONVEYOR MOTOR
70X170
01R104
50 MAIN BODY
50004:1 / FAE
50004:1 / FAF
Tetra Pak
Company
Designer JNT
ECM No 445015
Date 2010-08-20
Denomination CIRCUIT DIAGRAM
Machine TETRA PAK A1 for TCA
Page Type CIRCUIT DIAGRAM
Document No. 2817282-0003
Doc. type ELD
Version AG
Page 70002
Drawing remarks

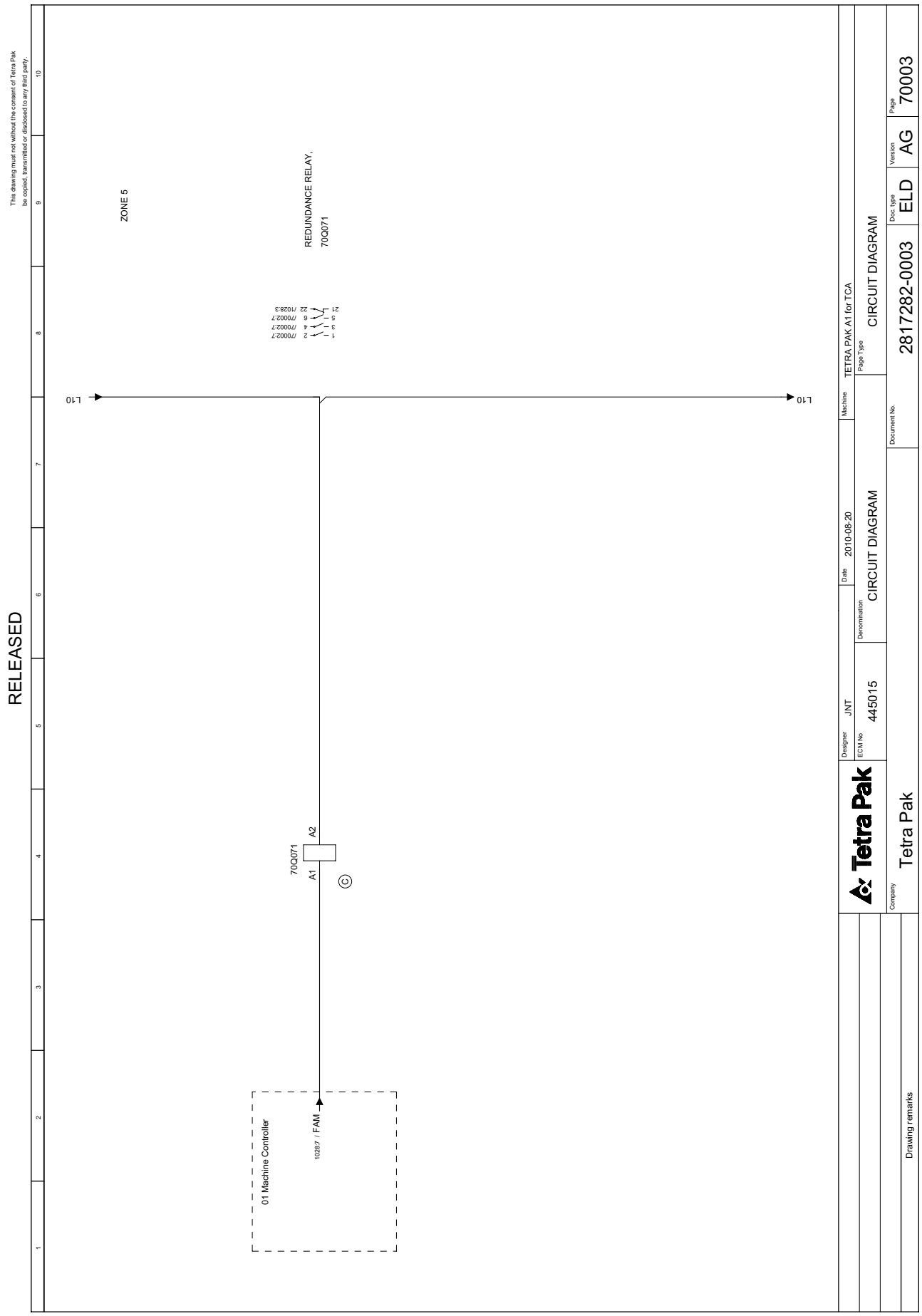
RELEASED
This drawing must not without the consent of Tetra Pak be copied, transmitted or disclosed to any third party.
ZONE 5
REDUNDANCE RELAY;
70Q071
L10
L10
70Q071
A2
A1
01 Machine Controller
10287 / FAM
Designer JNT
Date 2010-08-20
Machine TETRA PAK A1 for TCA
ECM No 445015
Denomination CIRCUIT DIAGRAM
Page Type CIRCUIT DIAGRAM
Document No. 2817282-0003
Doc. type ELD
Version AG
Page 70003
Company Tetra Pak
Drawing remarks

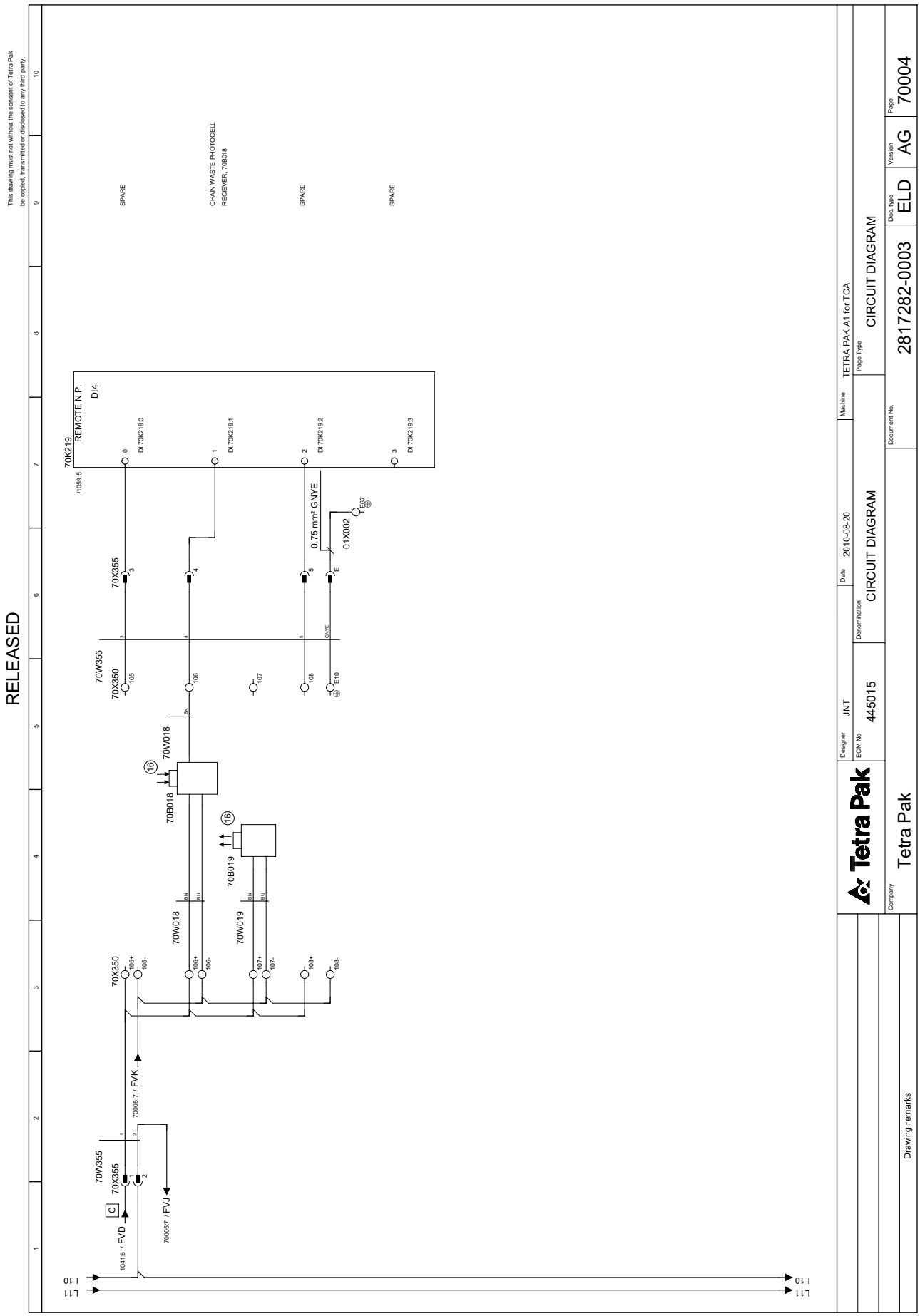
RELEASED
This drawing must not without the consent of Tetra Pak be copied, transmitted or disclosed to any third party.
70K219
REMOTE N.P.
DI4
/1059.5
SPARE
CHAN WASTE PHOTOCELL RECIEVER, 70B018
SPARE
SPARE
70W355
70X355
70W350
70X350
70B018
70W018
70B019
70W019
0.75 mm² GNYE
01X002
10416 / FVD
700057 / FVJ
700057 / FVK
L10
L11
Designer JNT
Date 2010-08-20
Machine TETRA PAK A1 for TCA
ECM No 445015
Denomination CIRCUIT DIAGRAM
Page Type CIRCUIT DIAGRAM
Company Tetra Pak
Document No. 2817282-0003
Doc. type ELD
Version AG
Page 70004
Drawing remarks

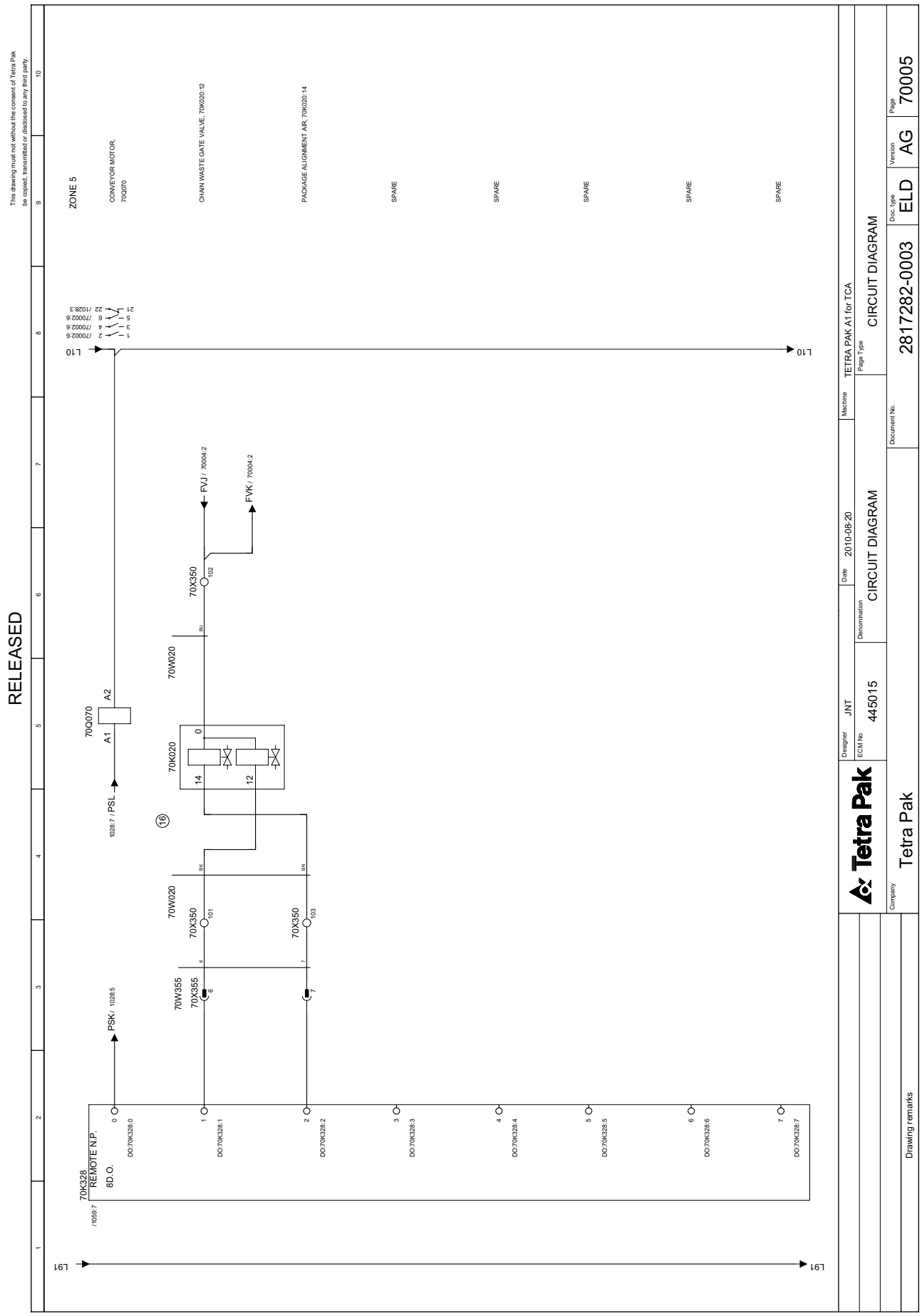
RELEASED
This drawing must not without the consent of Tetra Pak be copied, transmitted or disclosed to any third party.
ZONE 5
CONVEYOR MOTOR, 70Q070
CHAIN WASTE GATE VALVE, 70K020:12
PACKAGE ALIGNMENT AIR, 70K020:14
SPARE
SPARE
SPARE
SPARE
SPARE
L10
L91
70K328
REMOTE N.P.
8D.O.
/ 1059:7
DO:70K328:0
DO:70K328:1
DO:70K328:2
DO:70K328:3
DO:70K328:4
DO:70K328:5
DO:70K328:6
DO:70K328:7
PSK / 1028:5
70W355
70X355
70W020
70X350
101
103
70K020
14
12
0
70Q070
A1
A2
1028:7 / PSL
16
70W020
70X350
102
FVJ / 70004:2
FVK / 70004:2
/70002:6
/70002:6
/70002:6
/1028:3
Designer JNT
Date 2010-08-20
Machine TETRA PAK A1 for TCA
ECM No 445015
Denomination CIRCUIT DIAGRAM
Page Type CIRCUIT DIAGRAM
Company Tetra Pak
Drawing remarks
Document No. 2817282-0003
Doc. type ELD
Version AG
Page 70005


RELEASED
This drawing must not without the consent of Tetra Pak be copied, transmitted or disclosed to any third party.
90XL10
90XL11
90XL13
L10
L11
L13
Tetra Pak
Designer JNT
ECM No 445015
Denomination CIRCUIT DIAGRAM
Date 2010-08-20
Machine TETRA PAK A1 for TCA
Page Type CIRCUIT DIAGRAM
Document No. 2817282-0003
Doc. type ELD
Version AG
Page 90001
Company Tetra Pak
Drawing remarks

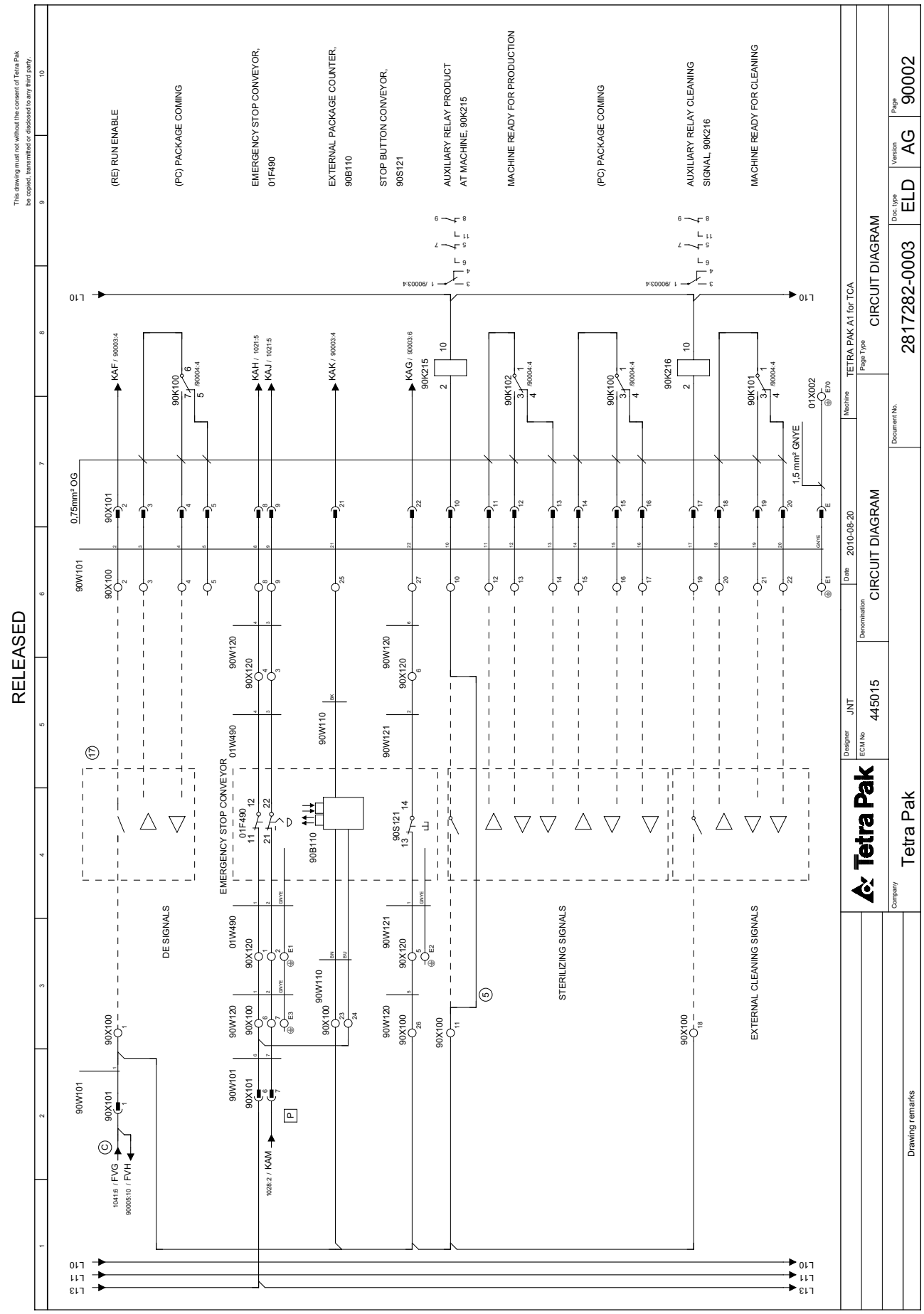
RELEASED
This drawing must not without the consent of Tetra Pak be copied, transmitted or disclosed to any third party.
(RE) RUN ENABLE
(PC) PACKAGE COMING
EMERGENCY STOP CONVEYOR, 01F490
EXTERNAL PACKAGE COUNTER, 90B110
STOP BUTTON CONVEYOR, 90S121
AUXILIARY RELAY PRODUCT AT MACHINE, 90K215
MACHINE READY FOR PRODUCTION
(PC) PACKAGE COMING
AUXILIARY RELAY CLEANING SIGNAL, 90K216
MACHINE READY FOR CLEANING
DE SIGNALS
EMERGENCY STOP CONVEYOR
STERILIZING SIGNALS
EXTERNAL CLEANING SIGNALS
0,75mm² OG
1,5 mm² GNYE
Tetra Pak
Designer JNT
ECM No 445015
Denomination CIRCUIT DIAGRAM
Date 2010-08-20
Machine TETRA PAK A1 for TCA
Page Type CIRCUIT DIAGRAM
Document No. 2817282-0003
Doc. type ELD
Version AG
Page 90002
Company Tetra Pak
Drawing remarks


RELEASED
This drawing must not without the consent of Tetra Pak be copied, transmitted or disclosed to any third party.
90K220
/10596
REMOTE N.P.
DI4
EXTERNAL PRODUCT SIGNAL.
90K215
EXTERNAL CLEANING SIGNAL.
90K216
(RE) RUN ENABLE. 90X100:2
EXTERNAL PACKAGE COUNTER, 90B110
STOP BUTTON CONVEYOR.
90S121
DATE UNIT ALARM
RED ALERT
DATE UNIT ALARM
AMBER/BLUE ALERT
DATE UNIT ALARM
GREEN STATUS
90K215
90K216
90002:8 / KAF
90002:8 / KAK
90002:8 / KAG
90005:10 / DOD
90005:10 / DOE
90005:10 / DOF
L11
L11
Tetra Pak
Designer JNT
Date 2010-08-20
Machine TETRA PAK A1 for TCA
ECM No 445015
Denomination CIRCUIT DIAGRAM
Page Type CIRCUIT DIAGRAM
Company Tetra Pak
Document No. 2817282-0003
Doc. type ELD
Version AG
Page 90003
Drawing remarks

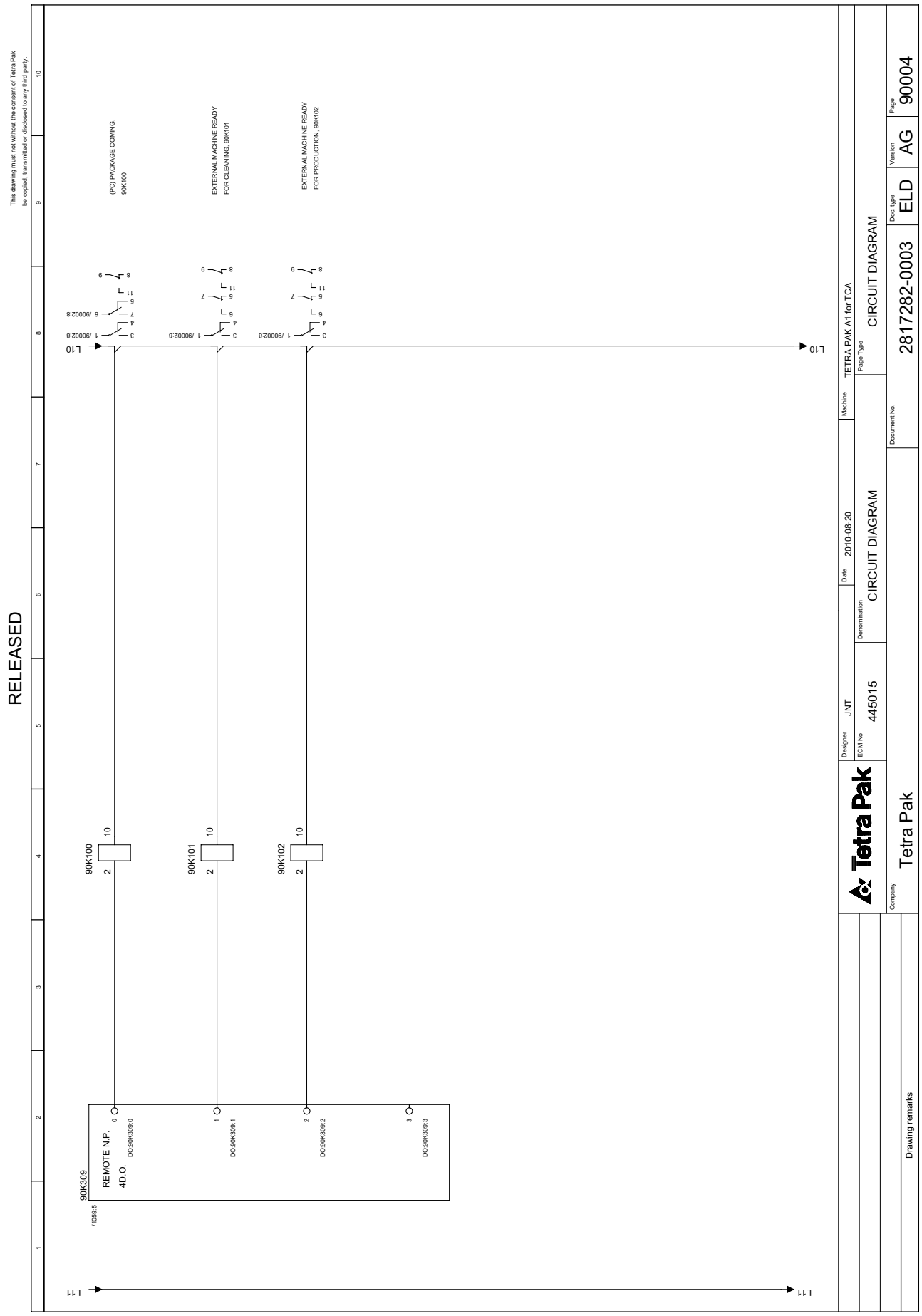
RELEASED
This drawing must not without the consent of Tetra Pak be copied, transmitted or disclosed to any third party.
(PC) PACKAGE COMING, 90K100
EXTERNAL MACHINE READY FOR CLEANING, 90K101
EXTERNAL MACHINE READY FOR PRODUCTION, 90K102
L10
L11
90K100
90K101
90K102
90K309
REMOTE N.P. 4D.O.
DO:90K309:0
DO:90K309:1
DO:90K309:2
DO:90K309:3
Designer JNT
Date 2010-08-20
Machine TETRA PAK A1 for TCA
ECM No 445015
Denomination CIRCUIT DIAGRAM
Page Type CIRCUIT DIAGRAM
Company Tetra Pak
Document No. 2817282-0003
Doc. type ELD
Version AG
Page 90004
Drawing remarks

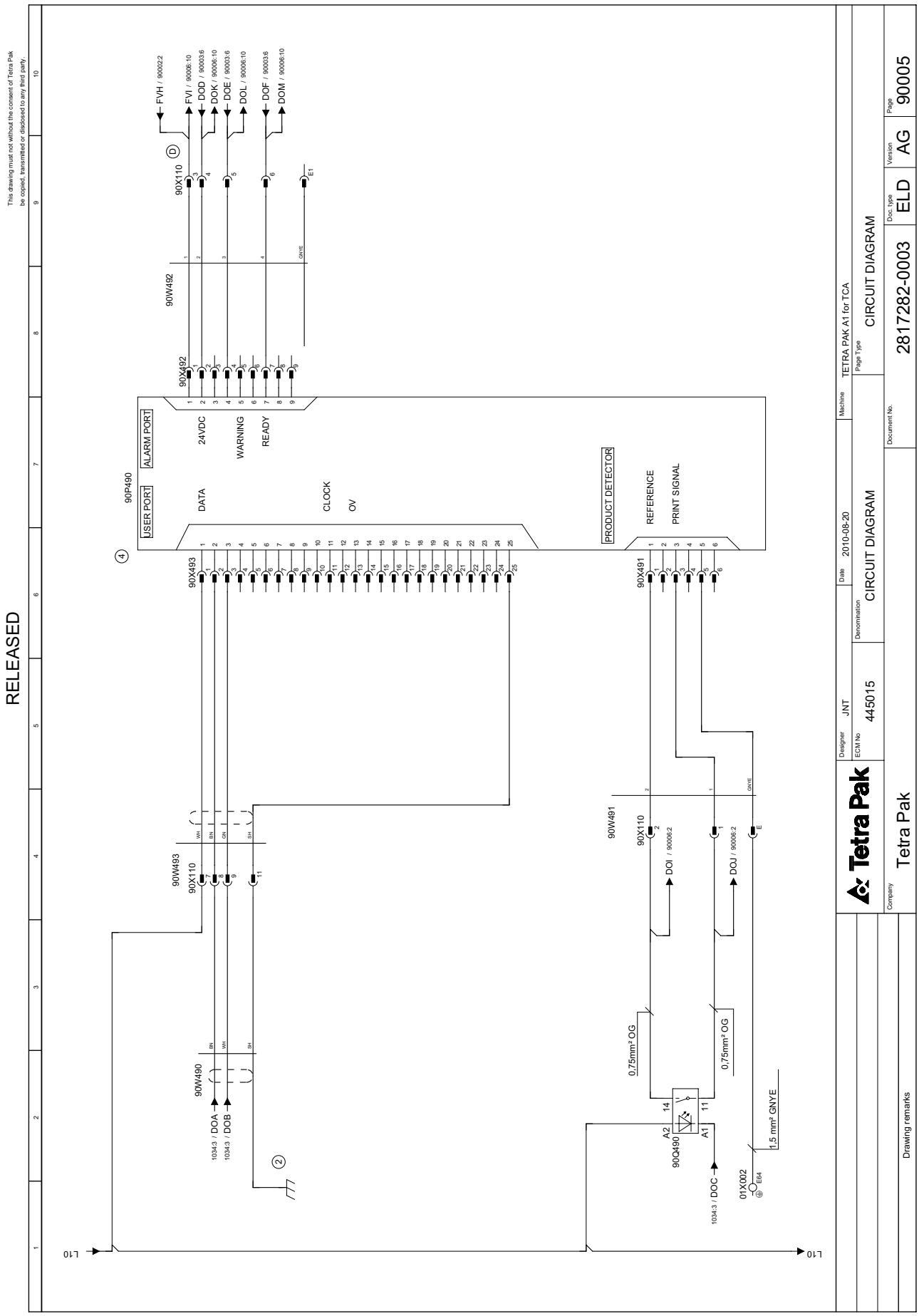
RELEASED
This drawing must not without the consent of Tetra Pak be copied, transmitted or disclosed to any third party.
90P490
USER PORT
ALARM PORT
DATA
CLOCK
0V
24VDC
WARNING
READY
PRODUCT DETECTOR
REFERENCE
PRINT SIGNAL
90X493
90X492
90X491
90X110
90W492
90W493
90W491
90W490
90Q490
01X002
FVH / 90022
FVI / 90006:10
DOD / 90003:8
DOK / 90006:10
DOE / 90003:6
DOL / 90006:10
DOF / 90003:6
DOM / 90006:10
DOI / 90006:2
DOJ / 90006:2
1034:3 / DOA
1034:3 / DOB
1034:3 / DOC
0,75mm² OG
1,5 mm² GNYE
L10
Tetra Pak
Designer JNT
ECM No 445015
Denomination CIRCUIT DIAGRAM
Date 2010-08-20
Machine TETRA PAK A1 for TCA
Page Type CIRCUIT DIAGRAM
Document No. 2817282-0003
Doc. type ELD
Version AG
Page 90005
Company Tetra Pak
Drawing remarks

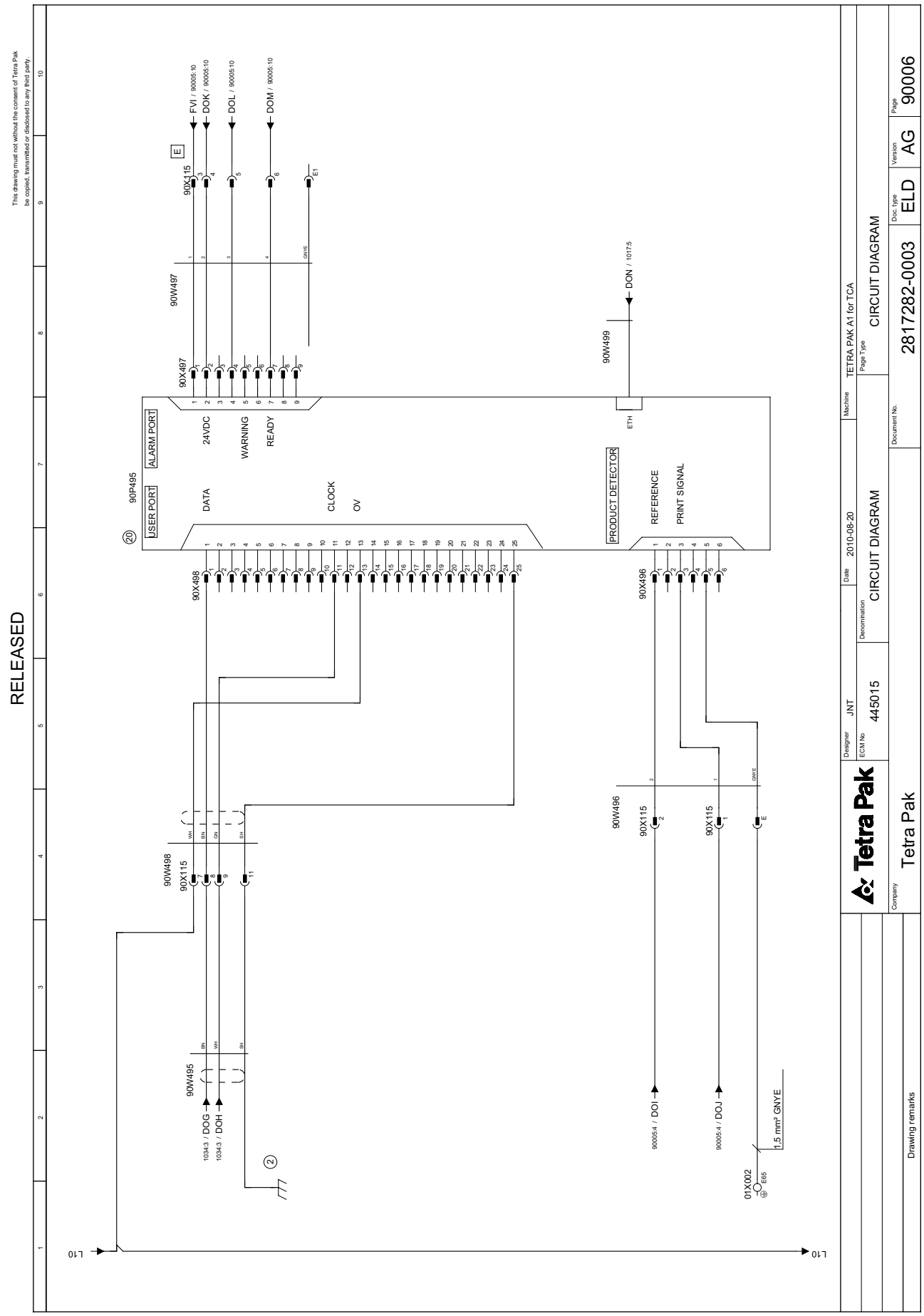
RELEASED
This drawing must not without the consent of Tetra Pak be copied, transmitted or disclosed to any third party.
90P495
USER PORT
ALARM PORT
DATA
24VDC
WARNING
READY
CLOCK
0V
PRODUCT DETECTOR
REFERENCE
PRINT SIGNAL
ETH
90X497
90X498
90X496
90X115
90W497
90W498
90W499
90W496
90W495
FVI / 90005:10
DOK / 90005:10
DOL / 90005:10
DOM / 90005:10
DON / 1017:5
1034:3 / DOG
1034:3 / DOH
90005:4 / DOI
90005:4 / DOJ
1,5 mm² GNYE
01X002
L10
Tetra Pak
Designer JNT
ECM No 445015
Denomination CIRCUIT DIAGRAM
Date 2010-08-20
Machine TETRA PAK A1 for TCA
Page Type CIRCUIT DIAGRAM
Document No. 2817282-0003
Doc. type ELD
Version AG
Page 90006
Company Tetra Pak
Drawing remarks

# 5 Lista de líneas

## Acerca del capítulo Lista de líneas

Este capítulo contiene la lista de todas las conexiones presentes en el interior del armario eléctrico.

This drawing must not without the consent of Tetra Pak:
be copied, transmitted or disclosed to any third party.

| Line | From | Page.Col. | Option | Area/Color | Line | From | Page.Col. | Option | Area/Color | Line | From | Page.Col. | Option | Area/Color |
|---|---|---|---|---|---|---|---|---|---|---|---|---|---|---|
| **L1** | 01X010:1 | 01004,9 | | 16 BK | | 01X010:36 | 30006,7 | | 16 BK | **L7.2** | 01Q104:2 | 01013,2 | | 10 BK |
| | 01X010:2 | 01005,7 | | 16 BK | | 01X010:39 | 01015,2 | | | | 30F145:1 | 30005,4 | | |
| | 01X010:3 | 40003,1 | | 16 BK | | | | | | | | | | |
| | 01X010:4 | 01005,3 | | 16 BK | **L3** | 01X010:41 | 01004,9 | | 16 BK | **L7.3** | 01Q105:2 | 01014,2 | | 10 BK |
| | 01X010:5 | 01007,2 | | 16 BK | | 01X010:42 | 01005,7 | | 16 BK | | 50F135:1 | 50005,2 | | |
| | 01X010:6 | 10007,4 | | 16 BK | | 01X010:43 | 01008,2 | | 16 BK | | | | | |
| | 01X010:7 | 01009,2 | | 16 BK | | 01X010:44 | 40005,5 | | 16 BK | **L8** | 01Q102:4 | 01011,2 | | 10 BK |
| | 01X010:8 | 01011,2 | | 16 BK | | 01X010:47 | 01009,2 | | 16 BK | | 10F156:1 | 10006,3 | | |
| | 01X010:9 | 01012,2 | | 16 BK | | 01X010:48 | 01011.2 | | 16 BK | | | | | |
| | 01X010:10 | 01013,2 | | 16 BK | | 01X010:49 | 01012,2 | | 16 BK | **L8.2** | 01Q104:4 | 01013,2 | | 10 BK |
| | 01X010:11 | 01014,2 | | 16 BK | | 01X010:50 | 01013,2 | | 16 BK | | 30F146:1 | 30005,5 | | |
| | 01X010:12 | 30007,3 | | 16 BK | | 01X010:51 | 01014,2 | | 16 BK | | | | | |
| | 01X010:14 | 01010,2 | | 16 BK | | 01X010:52 | 30007,4 | | 16 BK | **L8.3** | 01Q105:4 | 01014,2 | | 10 BK |
| | 01X010:15 | 30006,2 | | 16 BK | | 01X010:53 | 50004,4 | | 16 BK | | 50F136:1 | 50005,2 | | |
| | 01X010:16 | 30006,7 | | 16 BK | | 01X010:54 | 01010,2 | | 16 BK | | | | | |
| | 01X010:19 | 01015,2 | | | | 01X010:55 | 30006,3 | | 16 BK | **L9** | 01Q102:6 | 01011,2 | | 10 BK |
| | | | | | | 01X010:56 | 30006,8 | | 16 BK | | 10F157:1 | 10006,3 | | |
| **L2** | 01X010:21 | 01004,9 | | 16 BK | | 01X010:59 | 01015,2 | | | | | | | |
| | 01X010:22 | 01005,7 | | 16 BK | | | | | | **L9.2** | 01Q104:6 | 01013,2 | | 10 BK |
| | 01X010:23 | 01006,2 | | 16 BK | **L4.1** | 01Q101:2 | 01010,2 | | 10 BK | | 30F147:1 | 30005,6 | | |
| | 01X010:24 | 01007,5 | | 16 BK | | 10F065:1 | 10005,3 | | | | | | | |
| | 01X010:25 | 40004,5 | | 16 BK | | | | | | **L9.3** | 01Q105:6 | 01014,2 | | 6 BK |
| | 01X010:27 | 01009,2 | | 16 BK | **L6** | 01Q100:6 | 01009,2 | | 10 BK | | 50F137:1 | 50005,3 | | |
| | 01X010:28 | 01011,2 | | 16 BK | | 10F030:1 | 10004,3 | | | | | | | |
| | 01X010:29 | 01012,2 | | 16 BK | | | | | | **L10** | 01XL10:1 | 01001,1 | | 4 BU |
| | 01X010:30 | 01013,2 | | 16 BK | **L7** | 01Q102:2 | 01011,2 | | 10 BK | | 01T001:- | 01005,7 | | 4 BU |
| | 01X010:31 | 01014,2 | | 16 BK | | 10F155:1 | 10006,2 | | | | 01X002:E13 | 01005,8 | | |
| | 01X010:32 | 30007,4 | | 16 BK | | | | | | | | | | |
| | 01X010:33 | 70002,4 | | 16 BK | **L7.1** | 01Q103:2 | 01012,2 | | 10 BK | **L10** | 01XL10:2 | 01001,1 | | 2,5 BU |
| | 01X010:34 | 01010,2 | | 16 BK | | 30F030:1 | 30003,5 | | | | 10XL10:1 | 10001,1 | | |
| | 01X010:35 | 30006,2 | | 16 BK | | | | | | | | | | |
| | 01X010:36 | 30006,7 | | | | | | | | | | | | |

| | | | | | |
|---|---|---|---|---|---|
| | **Tetra Pak** | Designer JNT | Date 8/25/2010 | Machine Tetra Pak A1 for TCA -0900 | |
| | | ECM No. 445015 | Denomination LINE SUMMARY | Page Type LINE SUMMARY | |
| | Company Tetra Pak (Sweden) | Document No. 2817282-0004 | | Doc. Type ELD | Version AG | Page: 001 |
| Drawing remarks | | | | | |

This drawing must not without the consent of Tetra Pak: be copied, transmitted or disclosed to any third party.

| Line | From | Page.Col. | Option | Area/Color | Line | From | Page.Col. | Option | Area/Color | Line | From | Page.Col. | Option | Area/Color |
|---|---|---|---|---|---|---|---|---|---|---|---|---|---|---|
| **L10** | 01XL10:4 | 01001,2 | | 2,5 BU | | 01F260:A2 | 01026,6 | | 0,75 BU | **L10** | 01XL10:17 | 01001,3 | | 0,75 BU |
| | 30XL10:1 | 30001,2 | | | | 01F260:S24 | 01026,6 | | 0,75 BU | | 01K200:4 | 01034,6 | | 0,75 BU |
| | | | | | | 01F270:A2 | 01027,6 | | 0,75 BU | | 01K300:4 | 01046,6 | | 0,75 BU |
| **L10** | 01XL10:5 | 01001,2 | | 2,5 BU | | 01F270:S24 | 01027,6 | | 0,75 BU | | 01P002:- | 01047,4 | | 0,75 BU |
| | 40XL10:1 | 40001,1 | | | | 01F201:0V | 01018,6 | | 0,75 BU | | 01P001:4 | 01047,4 | | |
| | | | | | | 01F202:BU | 01018,7 | | | | | | | |
| **L10** | 01XL10:6 | 01001,2 | | 2,5 BU | | | | | | **L10** | 01XL10:18 | 01001,3 | | 0,75 BU |
| | 50XL10:1 | 50001,2 | | | **L10** | 01XL10:13 | 01001,3 | | 0,75 BU | | 01Q050:A2 | 01051,4 | | 0,75 BU |
| | | | | | | 01W055:GND | 01017,3 | | 0,75 BU | | 01Q080:A2 | 01047,4 | | 0,75 BU |
| **L10** | 01XL10:7 | 01001,2 | | 2,5 BU | | 01W056:GND | 01017,3 | | 0,75 BU | | 01Q100:A2 | 01019,8 | | 0,75 BU |
| | 60XL10:1 | 60001,2 | | | | 01W057:GND | 01018,3 | | 0,75 BU | | 01Q101:A2 | 01019,8 | | 0,75 BU |
| | | | | | | 01W058:GND | 01018,3 | | 0,75 BU | | 01Q102:A2 | 01019,8 | | 0,75 BU |
| **L10** | 01XL10:8 | 01001,2 | | 2,5 BU | | 01W065:- | 01018,3 | | | | 01Q103:A2 | 01019,8 | | 0,75 BU |
| | 70XL10:1 | 70001,2 | | | | | | | | | 01Q104:A2 | 01026,7 | | 0,75 BU |
| | | | | | **L10** | 01XL10:14 | 01001,3 | | 0,75 BU | | 01Q105:A2 | 01025,7 | | |
| **L10** | 01XL10:10 | 01001,2 | | 2,5 BU | | 01K010:10 | 01047,4 | | 0,75 BU | | | | | |
| | 90XL10:1 | 90001,2 | | | | 01K051:10 | 01047,4 | | 0,75 BU | **L10** | 01XL10:19 | 01001,3 | | 0,75 BU |
| | | | | | | 01K104:10 | 01030,8 | | 0,75 BU | | 01T212:C | 01041,7 | | 0,75 BU |
| **L10** | 01XL10:11 | 01001,2 | | 0,75 BU | | 01K104:020 | 01031,8 | | 0,75 BU | | 01T225:C | 01043,7 | | 0,75 BU |
| | 01X700:23 | 30023,7 | | 0,75 BU | | 01K105:9 | 01032,1 | | 0,75 BU | | 01T234:C | 01044,7 | | 0,75 BU |
| | 01X700:24 | 40016,7 | | 0,75 BU | | 01K105:19 | 01033,1 | | | | 01T237:C | 01045,7 | | 0,75 BU |
| | 01X111:3 | 01022,3 | | 0,75 BU | | | | | | | 01T315:C | 01052,7 | | 0,75 BU |
| | 01X136:3 | 01021,3 | | | **L10** | 01XL10:15 | 01001,3 | | 0,75 BU | | 01X310:C | 01050,7 | | 0,75 BU |
| | | | | | | 01X115:8 | 01048,7 | | 0,75 BU | | 01X323:C | 01053,7 | | 0,75 BU |
| **L10** | 01XL10:12 | 01001,3 | | 0,75 BU | | 01X215:10 | 01051,7 | | 0,75 BU | | 01X326:C | 01054,7 | | 0,75 BU |
| | 01F210:A1 | 01025,5 | | 0,75 BU | | 01X375:6 | 40008,2 | | | | 01X329:C | 01055,7 | | 0,75 BU |
| | 01F210:S14 | 01025,5 | | 0,75 BU | | | | | | | 01K050:- | 01017,3 | | |
| | 01F250:A1 | 01025,5 | | 0,75 BU | **L10** | 01XL10:16 | 01001,3 | | 0,75 BU | | | | | |
| | 01F250:S14 | 01025,5 | | 0,75 BU | | 01K103:10 | 01028,8 | | 0,75 BU | **L10** | 01XL10:20 | 01001,4 | | 0,75 BU |
| | 01F240:A2 | 01026,6 | | 0,75 BU | | 01K103:20 | 01029,8 | | | | 01X200:2 | 01035,2 | | 0,75 BU |
| | 01F240:S24 | 01026,6 | | 0,75 BU | | | | | | | 01X200:4 | 01035,4 | | 0,75 BU |
| | | | | | | | | | | | 01X401:6 | 01017,2 | | 0,75 BU |

| | | | | | | |
|---|---|---|---|---|---|---|
| | | | Designer | JNT | Date | 8/25/2010 |
| | **Tetra Pak** | | ECM No. | Denomination | | |
| | | | 445015 | LINE SUMMARY | | |
| | Company | | | | Document No. | |
| | Drawing remarks | Tetra Pak (Sweden) | | | 2817282-0004 | |

| | | | |
|---|---|---|---|
| Machine | Tetra Pak A1 for TCA -0900 | | |
| Page Type | LINE SUMMARY | | |
| Doc. Type | ELD | Version | AG |
| Page: | 002 | | |

This drawing must not without the consent of Tetra Pak:
be copied, transmitted or disclosed to any third party.

| Line | From | Page.Col. | Option | Area/Color | Line | From | Page.Col. | Option | Area/Color | Line | From | Page.Col. | Option | Area/Color |
|---|---|---|---|---|---|---|---|---|---|---|---|---|---|---|
| | 01X401:6 | 01017,2 | | 0,75 BU | | 30Q030:A2 | 30026,5 | | 0,75 BU | | 40Q041:A2 | 40006,4 | | 0,75 BU |
| | 01X471:6 | 01048,6 | | 0,75 BU | | 30Q144:A2 | 30027,5 | | 0,75 BU | | 40Q040:A2 | 40018,4 | | |
| | 01X471:13 | 01048,6 | | 0,75 BU | | 30Q042:A2 | 30009,4 | | 0,75 BU | | | | | |
| | 01V009:N | 01030,1 | | | | 30Q043:A2 | 30010,4 | | 0,75 BU | L10 | 40XL10:3 | 40001,2 | | 0,75 BU |
| | | | | | | 30Q132:A2 | 30022,5 | | 0,75 BU | | 40X025:2 | 40011,4 | | 0,75 BU |
| L10 | 10XL10:2 | 10001,2 | | 0,75 BU | | 30Q050:A2 | 30023,5 | | 0,75 BU | | 40X025:4 | 40011,4 | | 0,75 BU |
| | 10Q011:A2 | 10008,4 | | 0,75 BU | | 30Q126:A2 | 30023,5 | | 0,75 BU | | 40X255:2 | 40009,2 | | |
| | 10Q010:A2 | 10022,5 | | 0,75 BU | | 30Q128:A2 | 30024,4 | | | | | | | |
| | 10Q064:A2 | 10018,4 | | 0,75 BU | | | | | | L10 | 40XL10:5 | 40001,2 | | 0,75 BU |
| | 10Q065:A2 | 10020,5 | | 0,75 BU | L10 | 30XL10:3 | 30001,2 | | 0,75 BU | | 40Q162:A2 | 40004,4 | | 0,75 BU |
| | 10Q155:A2 | 10022,5 | | 0,75 BU | | 30Q052:A2 | 30007,4 | | 0,75 BU | | 40Q196:A2 | 40005,4 | | |
| | 10Q030:A2 | 10004,3 | | 0,75 BU | | 30Q127:A2- | 30006,2 | | 0,75 BU | | | | | |
| | 10Q066:A2 | 10005,3 | | 0,75 BU | | 30Q129:A2- | 30006,7 | | 0,75 BU | L10 | 50XL10:2 | 50001,2 | | 0,75 BU |
| | 10T010:04 | 10007,4 | | | | 30Q145:A2- | 30005,4 | | 0,75 BU | | 50Q050:A2 | 50013,5 | | 0,75 BU |
| | | | | | | 30Q040:A2 | 30004,3 | | 0,75 BU | | 50Q051:A2 | 50006,4 | | 0,75 BU |
| L10 | 10XL10:4 | 10001,2 | | 0,75 BU | | 30K040:5 | 30004,3 | | 0,75 BU | | 50Q135:A2 | 50013,5 | | |
| | 10G155X2:z12 | 10006,3 | | | | 30K040:10 | 30026,5 | | 0,75 BU | | | | | |
| | | | | | | 30K040:3 | 30004,3 | | | L10 | 50XL10:3 | 50001,2 | | 0,75 BU |
| L10 | 10XL10:5 | 10001,2 | | 0,75 BU | | | | | | | 50X335:2 | 50007,2 | | 0,75 BU |
| | 10X316:C | 10016,7 | | 0,75 BU | L10 | 30XL10:4 | 30001,2 | | 0,75 BU | | 50X140:3 | 01023,2 | | 0,75 BU |
| | 10X317:C | 10019,7 | | 0,75 BU | | 30X155:2 | 30012,2 | | 0,75 BU | | 50X701:23 | 50013,6 | | 0,75 BU |
| | 10X319:C | 10021,7 | | | | 30X235:2 | 30012,2 | | 0,75 BU | | 50X701:24 | 01033,7 | | |
| | | | | | | 30X236:3 | 01022,8 | | 0,75 BU | | | | | |
| L10 | 10XL10:6 | 10001,2 | | 0,75 BU | | 30X237:4 | 30011,3 | | | L10 | 50XL10:4 | 50001,2 | | 0,75 BU |
| | 10X135:2 | 10009,2 | | | | | | | | | 50G135X2:z12 | 50005,2 | | |
| | | | | | L10 | 30XL10:5 | 30001,2 | | 0,75 BU | | | | | |
| L10 | 10XL10:7 | 10001,2 | | 0,75 BU | | 30X321:C | 30025,7 | | | L10 | 50XL10:5 | 50001,2 | | 0,75 BU |
| | 10X700:23 | 10022,6 | | 0,75 BU | | | | | | | 52G145X2:z12 | 50005,7 | | |
| | 10X700:24 | 10015,7 | | | L10 | 40XL10:2 | 40001,2 | | 0,75 BU | | | | | |
| | | | | | | 40Q161:A2 | 40017,4 | | 0,75 BU | L10 | 60XL10:2 | 60001,2 | | 0,75 BU |
| L10 | 30XL10:2 | 30001,2 | | 0,75 BU | | 40Q195:A2 | 40017,4 | | 0,75 BU | | 60X200:1 | 60001,3 | | 0,75 BU |
| | | | | | | 40Q041:A2 | 40006,4 | | | | 60X210:3 | 01024,2 | | |

| | | | | | | |
|---|---|---|---|---|---|---|
| | **Tetra Pak** | Designer JNT | Date 8/25/2010 | Machine Tetra Pak A1 for TCA -0900 | | |
| | | ECM No. 445015 | Denomination LINE SUMMARY | Page Type LINE SUMMARY | | |
| | Company Tetra Pak (Sweden) | Document No. 2817282-0004 | | Doc. Type ELD | Version AG | Page: 003 |
| Drawing remarks | | | | | | |

This drawing must not without the consent of Tetra Pak:
be copied, transmitted or disclosed to any third party.

| Line | From | Page.Col. | Option | Area/Color | Line | From | Page.Col. | Option | Area/Color | Line | From | Page.Col. | Option | Area/Color |
|---|---|---|---|---|---|---|---|---|---|---|---|---|---|---|
| **L10** | 70XL10:3 | 70001,2 | | 0,75 BU | **L11** | 01XL11:6 | 01001,2 | | 2,5 BU | **L11** | 01XL11:16 | 01001,3 | | 0,75 BU |
| | 70Q070:A2 | 70005,5 | | 0,75 BU | | 50XL11:1 | 50001,2 | | | | 01W055:US1 | 01017,3 | | 0,75 BU |
| | 70Q071:A2 | 70003,4 | | | | | | | | | 01W056:US1 | 01017,3 | | 0,75 BU |
| | | | | | **L11** | 01XL11:7 | 01001,2 | | 2,5 BU | | 01W057:US1 | 01018,3 | | 0,75 BU |
| **L10** | 70XL10:4 | 70001,2 | | 0,75 BU | | 60XL11:1 | 60001,2 | | | | 01W058:US1 | 01018,3 | | 0,75 BU |
| | 70X355:2 | 70004,2 | | | | | | | | | 01W065:US1 | 01018,3 | | 0,75 BU |
| | | | | | **L11** | 01XL11:8 | 01001,2 | | 2,5 BU | | 01K024: | 01004,6 | | |
| **L10** | 90XL10:2 | 90001,2 | | 0,75 BU | | 70XL11:1 | 70001,2 | | | | | | | |
| | 90K100:10 | 90004,4 | | 0,75 BU | | | | | | **L11** | 10XL11:2 | 10001,2 | | 0,75 BU |
| | 90K101:10 | 90004,4 | | 0,75 BU | **L11** | 01XL11:10 | 01001,2 | | 2,5 BU | | 10F012:1 | 01016,2 | | |
| | 90K102:10 | 90004,4 | | 0,75 BU | | 90XL11:1 | 90001,2 | | | | | | | |
| | 90K215:10 | 90002,8 | | 0,75 BU | | | | | | **L11** | 10XL11:3 | 10001,2 | | 0,75 BU |
| | 90K216:10 | 90002,8 | | | **L11** | 01XL11:12 | 01001,3 | | 0,75 BU | | 10G155X2:d14 | 10006,3 | | |
| | | | | | | 01K200:6 | 01034,6 | | 0,75 BU | | | | | |
| **L10** | 90XL10:3 | 90001,2 | | 0,75 BU | | 01T212:V | 01041,7 | | 0,75 BU | **L11** | 10XL11:4 | 10001,2 | | 0,75 BU |
| | 90X110:7 | 90005,4 | | 0,75 BU | | 01T225:V | 01043,7 | | 0,75 BU | | 10G155X2:z24 | 10006,4 | | |
| | 90X115:7 | 90006:4 | | | | 01T234:V | 01044,7 | | 0,75 BU | | | | | |
| **L10** | 90XL10:4 | 90001,2 | | 0,75 BU | | 01T237:V | 01045,7 | | 0,75 BU | **L11** | 30XL11:2 | 30001,2 | | 0,75 BU |
| | 90Q490:A2 | 90005,2 | | | | 01K300:6 | 01046,6 | | 0,75 BU | | 30K278:15 | 30008,5 | | 0,75 BU |
| | | | | | | 01T315:V | 01052,7 | | 0,75 BU | | 30K315:15 | 30008,5 | | 0,75 BU |
| **L11** | 01XL11:1 | 01001,1 | | 2,5 BU | | 01S200:13 | 01035,3 | | 0,75 BU | | 30K316:15 | 30008,5 | | 0,75 BU |
| | 01F002:2 | 01005,6 | | | | 01S201:13 | 01035,3 | | | | 30K317:15 | 30008,5 | | |
| **L11** | 01XL11:2 | 01001,1 | | 2,5 BU | **L11** | 01XL11:13 | 01001,3 | | 0,75 BU | **L11** | 30XL11:3 | 30001,2 | | 0,75 BU |
| | 10XL11:1 | 10001,2 | | | | 01F011:1 | 01016,2 | | | | 30F014:1 | 01016,3 | | |
| **L11** | 01XL11:4 | 01001,2 | | 2,5 BU | **L11** | 01XL11:14 | 01001,3 | | 0,75 BU | **L11** | 30XL11:4 | 30001,2 | | 0,75 BU |
| | 30XL11:1 | 30001,2 | | | | 01X401:5 | 01017,2 | | 0,75 BU | | 30B144:11 | 30005,8 | | 0,75 BU |
| | | | | | | 01V009:L | 01030,1 | | | | 30F144:11.1 | 30005,5 | | |
| **L11** | 01XL11:5 | 01001,2 | | 2,5 BU | | | | | | | | | | |
| | 40XL11:1 | 40001,1 | | | | | | | | **L11** | 30XL11:5 | 30001,2 | | 0,75 BU |
| | | | | | | | | | | | 30X237:1 | 30011,3 | | |

| | | | | | | | | |
|---|---|---|---|---|---|---|---|---|
| | **Tetra Pak** | Designer JNT | Date 8/25/2010 | Machine Tetra Pak A1 for TCA -0900 | | | | |
| | | ECM No. 445015 | Denomination LINE SUMMARY | Page Type LINE SUMMARY | | | | |
| | | Company | | Document No. | | Doc. Type | Version | Page: |
| Drawing remarks | | Tetra Pak (Sweden) | | 2817282-0004 | | ELD | AG | 004 |

This drawing must not without the consent of Tetra Pak:
be copied, transmitted or disclosed to any third party.

| Line | From | Page.Col. | Option | Area/Color | Line | From | Page.Col. | Option | Area/Color | Line | From | Page.Col. | Option | Area/Color |
|---|---|---|---|---|---|---|---|---|---|---|---|---|---|---|
| **L11** | 40XL11:2 | 40001,2 | | 0,75 BU | **L11** | 90XL11:3 | 90001,2 | | 0,75 BU | | 01F201:0L | 01018,5 | | 0,75 BU |
| | 40F015:1 | 01016,4 | | | | 90K215:3 | 90003,4 | | 0,75 BU | | 01F201:1L | 01018,5 | | 0,75 BU |
| | | | | | | 90K216:3 | 90003,4 | | | | 01F201:4L | 01018,5 | | 0,75 BU |
| **L11** | 40XL11:5 | 40001,2 | | 0,75 BU | | | | | | | 01F210:13 | 01025,5 | | |
| | 40K216:15 | 40007,5 | | | **L12** | 01XL12:1 | 01001,1 | | 2,5 BU | | | | | |
| | | | | | | 01F003:2 | 01005,6 | | | **L13** | 01XL13:8 | 01001,2 | | 0,75 BU |
| **L11** | 50XL11:2 | 50001,2 | | 0,75 BU | | | | | | | 01F240:13 | 01026,6 | | 0,75 BU |
| | 50G135X2:d14 | 50005,2 | | | **L12** | 01XL12:3 | 01001,2 | | 0,75 BU | | 01F240:23 | 01026,6 | | 0,75 BU |
| | | | | | | 01K105:10 | 01032,1 | | 0,75 BU | | 01F240:33 | 01026,6 | | 0,75 BU |
| **L11** | 50XL11:3 | 50001,2 | | 0,75 BU | | 01K105:20 | 01033,1 | | | | 01F240:43 | 01026,6 | | 0,75 BU |
| | 50G135X2:z24 | 50005,3 | | | | | | | | | 01F250:13 | 01025,5 | | 0,75 BU |
| | | | | | **L12** | 01XL12:4 | 01001,2 | | 0,75 BU | | 01F250:23 | 01025,5 | | 0,75 BU |
| **L11** | 50XL11:4 | 50001,2 | | 0,75 BU | | 01K051:1 | 01017,2 | | | | 01F250:33 | 01025,5 | | 0,75 BU |
| | 50F016:1 | 01016:5 | | | | | | | | | 01F250:43 | 01025,5 | | 0,75 BU |
| | | | | | **L13** | 01XL13:1 | 01001,1 | | 2,5 BU | | 01F270:13 | 01027,6 | | 0,75 BU |
| **L11** | 50XL11:6 | 50001,2 | | 0,75 BU | | 01F004:2 | 01005,7 | | | | 01F270:33 | 01027,6 | | 0,75 BU |
| | 52G145X2:d14 | 50005,7 | | | | | | | | | 01F270:43 | 01027,6 | | |
| | | | | | **L13** | 01XL13:3 | 01001,2 | | 2,5 BU | | | | | |
| **L11** | 50XL11:7 | 50001,2 | | 0,75 BU | | 30XL13:1 | 30001,2 | | | **L13** | 01XL13:9 | 01001,2 | | 0,75 BU |
| | 52G145X2:z24 | 50005,8 | | | | | | | | | 01X111:1 | 01022,3 | | 0,75 BU |
| | | | | | **L13** | 01XL13:4 | 01001,2 | | 2,5 BU | | 01X136:1 | 01021,3 | | |
| **L11** | 60XL11:2 | 60001,2 | | 0,75 BU | | 50XL13:1 | 50001,2 | | | | | | | |
| | 60F017:1 | 01016,6 | | | | | | | | **L13** | 30XL13:2 | 30001,2 | | 0,75 BU |
| | | | | | **L13** | 01XL13:5 | 01001,2 | | 2,5 BU | | 30Q132:2 | 01022,8 | | 0,75 BU |
| **L11** | 70XL11:2 | 70001,2 | | 0,75 BU | | 60XL13:1 | 60001,2 | | | | 30X236:1 | 01022,8 | | |
| | 70F018:1 | 01016,7 | | | | | | | | | | | | |
| | | | | | **L13** | 01XL13:6 | 01001,2 | | 2,5 BU | **L13** | 50XL13:2 | 50001,2 | | 0,75 BU |
| **L11** | 90XL11:2 | 90001,2 | | 0,75 BU | | 90XL13:1 | 90001,2 | | | | 50X140:1 | 01023,2 | | |
| | 90F020:1 | 01016,8 | | | | | | | | | | | | |
| | | | | | **L13** | 01XL13:7 | 01001,2 | | 0,75 BU | **L13** | 60XL13:2 | 60001,2 | | 0,75 BU |
| | | | | | | 01F201:24V | 01018,5 | | 0,75 BU | | 60X210:1 | 01024,2 | | |
| | | | | | | 01F201:0L | 01018,5 | | | | | | | |

| | | | | | | | |
|---|---|---|---|---|---|---|---|
| | **Tetra Pak** | Designer | JNT | Date | 8/25/2010 | Machine | Tetra Pak A1 for TCA -0900 |
| | | ECM No. | Denomination | | | Page Type | |
| | | 445015 | LINE SUMMARY | | | LINE SUMMARY | |
| | Company | | | Document No. | | Doc. Type | Version | Page: |
| Drawing remarks | Tetra Pak (Sweden) | | | 2817282-0004 | | ELD | AG | 005 |

This drawing must not without the consent of Tetra Pak:
be copied, transmitted or disclosed to any third party.

| Line | From | Page.Col. | Option | Area/Color | Line | From | Page.Col. | Option | Area/Color | Line | From | Page.Col. | Option | Area/Color |
|---|---|---|---|---|---|---|---|---|---|---|---|---|---|---|
| **L13** | 90XL13:2 | 90001,2 | | 0,75 BU | **L50** | 01XL50:1 | 01002,1 | | 1,5 L.BU | **L51** | 01XL51:1 | 01002,1 | | 1,5 L.BU |
| | 90X101:6 | 90002,2 | | | | 01Q050:4 | 01005,3 | | | | 01Q050:2 | 01005,3 | | |
| **L21** | 01XL21:1 | 01002,1 | | 0,75 BU | **L50** | 01XL50:2 | 01002,2 | | 1,5 L.BU | **L51** | 01XL51:2 | 01002,2 | | 1,5 L.BU |
| | 01F210:14 | 01025,5 | | 0,75 BU | | 10XL50:1 | 10002,2 | | | | 10XL51:1 | 10002,2 | | |
| | 01K201:DI:01K2 | 01035,7 | | | **L50** | 01XL50:4 | 01002,2 | | 1,5 L.BU | **L51** | 01XL51:4 | 01002,2 | | 1,5 L.BU |
| **L21** | 01XL21:6 | 01002,2 | | 0,75 BU | | 30XL50:1 | 30002,2 | | | | 30XL51:1 | 30002,2 | | |
| | 01X310:V | 01050,7 | | | **L50** | 01XL50:5 | 01002,2 | | 1,5 L.BU | **L51** | 01XL51:5 | 01002,2 | | 1,5 L.BU |
| **L31** | 10XL31:1 | 10002,2 | | 0,75 BU | | 40XL50:1 | 40002,2 | | | | 40XL51:1 | 40002,2 | | |
| | 01F201:Q0 | 01018,6 | | 0,75 BU | | | | | | | | | | |
| | 01K201:DI:01K2 | 01035,7 | | | **L50** | 01XL50:6 | 01002,2 | | 1,5 L.BU | **L51** | 01XL51:6 | 01002,2 | | 1,5 L.BU |
| | | | | | | 50XL50:1 | 50002,2 | | | | 50XL51:1 | 50002,2 | | |
| **L31** | 10XL31:2 | 10002,2 | | 0,75 BU | | | | | | | | | | |
| | 10X316:V | 10016,7 | | | **L50** | 10XL50:2 | 10002,2 | | 1,5 L.BU | **L51** | 10XL51:2 | 10002,2 | | 1,5 L.BU |
| | | | | | | 10G155X1:d30 | 10006,3 | | | | 10G155X1:d26 | 10006,3 | | |
| **L32** | 10XL32:1 | 10001,2 | | 0,75 BU | | | | | | | | | | |
| | 01F201:Q1 | 01018,6 | | 0,75 BU | **L50** | 30XL50:2 | 30002,2 | | 1,5 L.BU | **L51** | 30XL51:2 | 30002,2 | | 1,5 L.BU |
| | 01K205:DI:01K2 | 01039,7 | | | | 30K278:A2 | 30008,5 | | 1,5 L.BU | | 30K278:A1 | 30008,5 | | 1,5 L.BU |
| | | | | | | 30K315:A2 | 30008,5 | | 1,5 L.BU | | 30K315:A1 | 30008,5 | | 1,5 L.BU |
| **L32** | 10XL32:2 | 10001,2 | | 0,75 BU | | 30K316:A2 | 30008,5 | | 1,5 L.BU | | 30K316:A1 | 30008,5 | | 1,5 L.BU |
| | 10X317:V | 10019,7 | | | | 30K317:A2 | 30008,5 | | | | 30K317:A1 | 30008,5 | | |
| **L41** | 10XL41:1 | 10002,2 | | 0,75 BU | **L50** | 40XL50:2 | 40002,2 | | 1,5 L.BU | **L51** | 40XL51:2 | 40002,2 | | 1,5 L.BU |
| | 01F201:Q4 | 01018,6 | | 0,75 BU | | 40K216:A2 | 40007,5 | | | | 40K216:A1 | 40007,5 | | |
| | 01K202:DI:01K2 | 01036,7 | | | **L50** | 50XL50:2 | 50002,2 | | 1,5 L.BU | **L51** | 50XL51:2 | 50002,2 | | 1,5 L.BU |
| **L41** | 10XL41:2 | 10002,2 | | 0,75 BU | | 50G135X1:d30 | 50005,2 | | | | 50G135X1:d26 | 50005,2 | | |
| | 10X319:V | 10021,7 | | | **L50** | 50XL50:3 | 50002,2 | | 1,5 L.BU | **L51** | 50XL51:3 | 50002,2 | | 1,5 L.BU |
| | | | | | | 52G145X1:d30 | 50005,7 | | | | 52G145X1:d26 | 50005,7 | | |

| | | | | | | |
|---|---|---|---|---|---|---|
| | | Designer JNT | Date 8/25/2010 | Machine Tetra Pak A1 for TCA -0900 | | |
| | **Tetra Pak** | ECM No. 445015 | Denomination LINE SUMMARY | Page Type LINE SUMMARY | | |
| | Company Tetra Pak (Sweden) | | Document No. 2817282-0004 | Doc. Type ELD | Version AG | Page: 006 |
| Drawing remarks | | | | | | |

This drawing must not without the consent of Tetra Pak:
be copied, transmitted or disclosed to any third party.

| Line | From | Page.Col. | Option | Area/Color | Line | From | Page.Col. | Option | Area/Color | Line | From | Page.Col. | Option | Area/Color |
|---|---|---|---|---|---|---|---|---|---|---|---|---|---|---|
| **L61** | 30XL61:1 | 30002,2 | | 0,75 BU | | | | | | | | | | |
| | 01F201:Q5 | 01018,6 | | 0,75 BU | | | | | | | | | | |
| | 01K202:DI:01K2 | 01037,7 | | | | | | | | | | | | |
| **L61** | 30XL61:2 | 30002,2 | | 0,75 BU | | | | | | | | | | |
| | 30X321:V | 30025,7 | | | | | | | | | | | | |
| **L61** | 30XL61:3 | 30002,2 | | 0,75 BU | | | | | | | | | | |
| | 30Q042:1 | 30004,2 | | | | | | | | | | | | |
| **L71** | 01XL71:1 | 01003,1 | | 0,75 BU | | | | | | | | | | |
| | 01F240:14 | 01026,6 | | | | | | | | | | | | |
| **L71** | 01XL71:2 | 01003,1 | | 0,75 BU | | | | | | | | | | |
| | 01X323:V | 01053,7 | | | | | | | | | | | | |
| **L81** | 01XL81:1 | 01003,1 | | 0,75 BU | | | | | | | | | | |
| | 01F250:14 | 01025,5 | | | | | | | | | | | | |
| **L81** | 01XL81:2 | 01003,2 | | 0,75 BU | | | | | | | | | | |
| | 01X326:V | 01054,7 | | | | | | | | | | | | |
| **L81** | 01XL81:3 | 01003,2 | | 0,75 BU | | | | | | | | | | |
| | 50XL81:1 | 50001,2 | | | | | | | | | | | | |
| **L91** | 70XL91:1 | 70001,2 | | 0,75 BU | | | | | | | | | | |
| | 01F270:14 | 01027,6 | | | | | | | | | | | | |
| **L91** | 70XL91:2 | 70001,2 | | 0,75 BU | | | | | | | | | | |
| | 01X329:V | 01055,7 | | | | | | | | | | | | |

| | | | | | | |
|---|---|---|---|---|---|---|
| | **Tetra Pak** | Designer JNT | Date 8/25/2010 | Machine Tetra Pak A1 for TCA -0900 | | |
| | | ECM No. 445015 | Denomination LINE SUMMARY | Page Type LINE SUMMARY | | |
| Drawing remarks | Company Tetra Pak (Sweden) | Document No. 2817282-0004 | | Doc. Type ELD | Version AG | Page: 007 |

Esta página ha sido dejada en blanco deliberadamente

# 6 Lista de terminales del armario

## Acerca del capítulo Lista de terminales del armario

Este capítulo contiene la lista de todos los terminales presentes en el interior del armario eléctrico. El campo *Opt.* especifica si el terminal está reservado para una opción.

RELEASED

This drawing must not without the consent of Tetra Pak be copied, transmitted or disclosed to any third party.

## Cabinet terminal summary of 2817282-0003

| 01X002 | Page .Col. | Opt. |
|---|---|---|
| 01X002:E1 | 1004.8 | |
| 01X002:E2 | 1057.2 | |
| 01X002:E3 | 1057.2 | |
| 01X002:E4 | 1057.2 | |
| 01X002:E5 | | |
| 01X002:E6 | | |
| 01X002:E7 | 1057.2 | |
| 01X002:E8 | 1057.2 | |
| 01X002:E9 | 1057.2 | |
| 01X002:E10 | 10004.4 | |
| 01X002:E11 | 1057.2 | |
| 01X002:E12 | 1057.2 | |
| 01X002:E13 | 1005.8 | |
| 01X002:E14 | 1057.2 | |
| 01X002:E15 | 10007.10 | |
| 01X002:E16 | | |
| 01X002:E17 | 1034.7 | |
| 01X002:E18 | 40003.10 | |
| 01X002:E19 | 70002.9 | |
| 01X002:E20 | 1057.2 | |
| 01X002:E21 | 50004.9 | |
| 01X002:E22 | 1017.3 | |
| 01X002:E24 | 1015.3 | |
| 01X002:E25 | 40011.5 | |
| 01X002:E26 | 1021.5 | |
| 01X002:E27 | 1021.5 | |
| 01X002:E28 | 1021.9 | |
| 01X002:E29 | 30026.7 | |
| 01X002:E30 | 10005.4 | |
| 01X002:E31 | | |
| 01X002:E32 | 30007.5 | |
| 01X002:E33 | 30006.4 | |
| 01X002:E34 | 30005.9 | |
| 01X002:E35 | 30003.6 | |
| 01X002:E36 | 1021.9 | |
| 01X002:E37 | 60001.2 | |
| 01X002:E38 | 10011.7 | |
| 01X002:E39 | 1007.8 | |
| 01X002:E40 | 1006.4 | |
| 01X002:E41 | 10011.7 | |
| 01X002:E42 | | |
| 01X002:E43 | 40017.2 | |
| 01X002:E44 | 40004.6 | |
| 01X002:E45 | 1007.3 | |
| 01X002:E46 | 1023.7 | |
| 01X002:E47 | 1022.6 | |
| 01X002:E48 | 1024.6 | |
| 01X002:E49 | 1025.6 | |
| 01X002:E50 | 1005.8 | |
| 01X002:E51 | 1007.6 | |
| 01X002:E52 | | |
| 01X002:E53 | 50003.4 | |
| 01X002:E54 | 50005.6 | |
| 01X002:E55 | 1049.7 | |
| 01X002:E56 | 50005.1 | |
| 01X002:E57 | 50004.6 | |
| 01X002:E58 | 1023.9 | |
| 01X002:E59 | 30014.7 | |
| 01X002:E60 | 10017.2 | |
| 01X002:E61 | 30011.5 | |
| 01X002:E62 | 1018.3 | |
| 01X002:E63 | | |
| 01X002:E63 | 1018.3 | |
| 01X002:E64 | 90005.1 | |
| 01X002:E65 | | |
| 01X002:E65 | 90006.1 | |
| 01X002:E66 | | |
| 01X002:E66 | 1018.3 | |
| 01X002:E67 | 70004.7 | |
| 01X002:E68 | 1047.7 | |
| 01X002:E69 | | |
| 01X002:E70 | 90002.8 | |
| 01X002:E71 | 50009.7 | |
| 01X002:E72 | 1035.7 | |
| 01X002:E73 | 1031.6 | |
| 01X002:E74 | 40009.7 | |
| 01X002:E75 | 40003.3 | |
| 01X002:E76 | 10006.2 | |
| 01X002:E77 | 10007.6 | |
| 01X002:E78 | 70002.6 | |
| 01X002:E79 | 1017.2 | |
| 01X002:E80 | 1017.2 | |
| 01X002:E81 | 40007.4 | |
| 01X002:E82 | | |
| 01X002:E23 | 1017.3 | |

| 01X003 | Page .Col. | Opt. |
|---|---|---|
| 01X003:1 | | |
| 01X003:2 | 1005.3 | |
| 01X003:3 | 1006.3 | |
| 01X003:4 | 1007.3 | |
| 01X003:5 | 1007.5 | |
| 01X003:6 | 1007.8 | |
| 01X003:N | 1004.9 | |

| 01X009 | Page .Col. | Opt. |
|---|---|---|
| 01X009:E | 1031.4 | |
| 01X009:1 | 1031.4 | |
| 01X009:2 | 1031.4 | |
| 01X009:3 | 1031.4 | |

Drawing remarks

Tetra Pak

| Designer | Date | Machine |
|---|---|---|
| JNT | 2010-08-20 | TETRA PAK A1 for TCA |

| ECM No | Denomination | Page Type |
|---|---|---|
| 445015 | CABINET TERMINAL SUMMARY | CABINET TERMINAL SUMMARY |

| Company | Document No. | Doc. type | Version | Page |
|---|---|---|---|---|
| Tetra Pak | 2817282-0005 | ELD | AG | 001 |

RELEASED

This drawing must not without the consent of Tetra Pak be copied, transmitted or disclosed to any third party.

# Cabinet terminal summary of 2817282-0003

| 01X009 | Page .Col. | Opt. |
|---|---|---|
| 01X009:4 | 1031.4 | |
| 01X009:5 | 1031.4 | |
| 01X009:6 | 1031.4 | |
| 01X009:7 | 1031.4 | |
| 01X009:8 | 1031.4 | |
| 01X009:9 | 1031.4 | |
| 01X009:10 | 1031.4 | |
| 01X009:11 | 1031.4 | |
| 01X009:12 | 1031.4 | |
| 01X009:13 | 1031.4 | |
| 01X009:14 | 1031.4 | |
| 01X009:15 | 1031.4 | |
| 01X009:16 | 1031.4 | |
| 01X009:17 | | |
| 01X009:18 | | |
| 01X009:19 | | |
| 01X009:20 | | |
| 01X009:21 | | |
| 01X009:22 | | |
| 01X009:23 | | |
| 01X009:24 | | |

| 01X010 | Page .Col. | Opt. |
|---|---|---|
| 01X010:1 | 1004.9 | |
| 01X010:2 | 1005.7 | |
| 01X010:3 | 40003.1 | |
| 01X010:4 | 1005.3 | |
| 01X010:5 | 1007.2 | |
| 01X010:6 | 10007.4 | |
| 01X010:7 | 1009.2 | |
| 01X010:8 | 1011.2 | |
| 01X010:9 | 1012.2 | |
| 01X010:10 | 1013.2 | |
| 01X010:11 | 1014.2 | |
| 01X010:12 | 30007.3 | |
| 01X010:13 | 30007.7 | |
| 01X010:13 | | |
| 01X010:14 | 1010.2 | |
| 01X010:15 | 30006.2 | |
| 01X010:16 | 30006.7 | |
| 01X010:17 | | |
| 01X010:18 | | |
| 01X010:19 | 1015.2 | |
| 01X010:20 | | |
| 01X010:21 | 1004.9 | |
| 01X010:22 | 1005.7 | |
| 01X010:23 | 1006.2 | |
| 01X010:24 | 1007.5 | |
| 01X010:25 | 40004.5 | |
| 01X010:26 | 1007.7 | |
| 01X010:27 | 1009.2 | |
| 01X010:28 | 1011.2 | |
| 01X010:29 | 1012.2 | |
| 01X010:30 | 1013.2 | |
| 01X010:31 | 1014.2 | |
| 01X010:32 | 30007.4 | |
| 01X010:33 | 70002.4 | |
| 01X010:34 | 1010.2 | |
| 01X010:35 | 30006.2 | |
| 01X010:36 | 30006.7 | |
| 01X010:37 | | |
| 01X010:38 | | |
| 01X010:39 | 1015.2 | |
| 01X010:40 | | |
| 01X010:41 | 1004.9 | |
| 01X010:42 | 1005.7 | |
| 01X010:43 | 1008.2 | |
| 01X010:44 | 40005.5 | |
| 01X010:45 | | |
| 01X010:46 | | |
| 01X010:47 | 1009.2 | |
| 01X010:48 | 1011.2 | |
| 01X010:49 | 1012.2 | |
| 01X010:50 | 1013.2 | |
| 01X010:51 | 1014.2 | |
| 01X010:52 | 30007.4 | |
| 01X010:53 | 50004.4 | |
| 01X010:54 | 1010.2 | |
| 01X010:55 | 30006.3 | |
| 01X010:56 | 30006.8 | |
| 01X010:57 | | |
| 01X010:58 | | |
| 01X010:59 | 1015.2 | |
| 01X010:60 | | |

| 01X020 | Page .Col. | Opt. |
|---|---|---|
| 01X020:E1 | 1004.2 | |

| 01X111 | Page .Col. | Opt. |
|---|---|---|
| 01X111:1 | 1023.3 | |
| 01X111:2 | 1023.3 | |
| 01X111:3 | 1023.3 | |
| 01X111:4 | 1023.3 | |
| 01X111:5 | 1023.5 | |
| 01X111:6 | 1023.5 | |
| 01X111:7 | 1023.5 | |
| 01X111:8 | 1023.5 | |
| 01X111:9 | 1023.5 | |
| 01X111:10 | | |
| 01X111:E1 | 1023.6 | |

Drawing remarks

Tetra Pak

| Designer | Date | Machine |
|---|---|---|
| JNT | 2010-08-20 | TETRA PAK A1 for TCA |

| ECM No | Denomination | Page Type |
|---|---|---|
| 445015 | CABINET TERMINAL SUMMARY | CABINET TERMINAL SUMMARY |

| Company | Document No. | Doc. type | Version | Page |
|---|---|---|---|---|
| Tetra Pak | 2817282-0005 | ELD | AG | 002 |

RELEASED

This drawing must not without the consent of Tetra Pak be copied, transmitted or disclosed to any third party.

1 2 3 4 5 6 7 8 9 10

## Cabinet terminal summary of 2817282-0003

| 01X115 | Page .Col. | Opt. |
|---|---|---|
| 01X115:E | 1021.9 | |
| 01X115:1 | 1021.6 | |
| 01X115:2 | 1021.6 | |
| 01X115:3 | 1021.9 | |
| 01X115:4 | 1021.9 | |
| 01X115:5 | 1039.2 | |
| 01X115:6 | 1039.6 | |
| 01X115:7 | 1049.3 | |
| 01X115:8 | 1049.7 | |
| 01X115:9 | | |
| 01X115:10 | | |

| 01X136 | Page .Col. | Opt. |
|---|---|---|
| 01X136:1 | 1022.3 | |
| 01X136:2 | 1022.3 | |
| 01X136:3 | 1022.3 | |
| 01X136:4 | 1022.5 | |
| 01X136:5 | 1022.5 | |
| 01X136:6 | 1022.5 | |
| 01X136:7 | 1022.5 | |
| 01X136:8 | | |
| 01X136:9 | | |
| 01X136:10 | | |
| 01X136:E1 | 1022.5 | |

| 01X200 | Page .Col. | Opt. |
|---|---|---|
| 01X200:1 | 1036.2 | |
| 01X200:2 | 1036.2 | |
| 01X200:3 | 1036.4 | |
| 01X200:4 | 1036.4 | |
| 01X200:5 | 1036.6 | |

| 01X201 | Page .Col. | Opt. |
|---|---|---|
| 01X201:E1 | 1019.4 | |
| 01X201:1 | 1019.4 | |
| 01X201:2 | 1019.4 | |
| 01X201:AC | 1019.4 | |
| 01X201:E2 | 1019.4 | |

| 01X215 | Page .Col. | Opt. |
|---|---|---|
| 01X215:E | 1021.5 | |
| 01X215:1 | 1021.1 | |
| 01X215:2 | 1021.1 | |
| 01X215:3 | 1021.5 | |
| 01X215:4 | 1021.5 | |
| 01X215:5 | 1039.2 | |
| 01X215:6 | 1039.6 | |
| 01X215:7 | 1052.3 | |
| 01X215:8 | 1030.5 | |
| 01X215:9 | 1049.3 | |
| 01X215:10 | 1052.7 | |

| 01X375 | Page .Col. | Opt. |
|---|---|---|
| 01X375:E | 1021.5 | |
| 01X375:1 | 1021.5 | |
| 01X375:2 | 1021.5 | |
| 01X375:3 | 1021.9 | |
| 01X375:4 | 1021.9 | |
| 01X375:5 | 40008.2 | |
| 01X375:6 | 40008.2 | |
| 01X375:7 | 40008.7 | |
| 01X375:8 | 40008.7 | |
| 01X375:9 | | |
| 01X375:10 | | |

| 01X401 | Page .Col. | Opt. |
|---|---|---|
| 01X401:E | 1017.2 | |
| 01X401:1 | 1021.2 | |
| 01X401:2 | 1021.2 | |
| 01X401:3 | 1021.4 | |
| 01X401:4 | 1021.4 | |
| 01X401:5 | 1017.2 | |
| 01X401:6 | 1017.2 | |
| 01X401:7 | | |
| 01X401:8 | | |
| 01X401:9 | | |
| 01X401:10 | | |
| 01X401:11 | | |

| 01X401:12 |
|---|
| 01X401:13 |
| 01X401:14 |
| 01X401:15 |
| 01X401:16 |
| 01X401:17 |
| 01X401:18 |
| 01X401:19 |
| 01X401:20 |
| 01X401:21 |
| 01X401:22 |
| 01X401:23 |
| 01X401:24 |

| 01X471 | Page .Col. | Opt. |
|---|---|---|
| 01X471:E1 | 1049.7 | |
| 01X471:1 | 1049.3 | |
| 01X471:2 | 1049.3 | |
| 01X471:3 | 1049.3 | |
| 01X471:4 | 1049.3 | |
| 01X471:5 | 1049.3 | |
| 01X471:6 | 1049.7 | |
| 01X471:7 | | |
| 01X471:8 | 1049.3 | |
| 01X471:9 | 1049.3 | |
| 01X471:10 | 1049.3 | |

| | | | | |
|---|---|---|---|---|
| Drawing remarks | Tetra Pak | Designer JNT | Date 2010-08-20 | Machine TETRA PAK A1 for TCA |
| | | ECM No 445015 | Denomination CABINET TERMINAL SUMMARY | Page Type CABINET TERMINAL SUMMARY |
| | | Company Tetra Pak | Document No. 2817282-0005 | Doc. type ELD / Version AG / Page 003 |

RELEASED

This drawing must not without the consent of Tetra Pak be copied, transmitted or disclosed to any third party.

# Cabinet terminal summary of 2817282-0003

| 01X471 | Page .Col. | Opt. |
|---|---|---|
| 01X471:11 | 1049.3 | |
| 01X471:12 | 1049.3 | |
| 01X471:13 | 1049.7 | |
| 01X471:14 | | |
| 01X471:15 | | |
| 01X471:16 | | |
| 01X471:17 | | |
| 01X471:18 | | |
| 01X471:19 | | |
| 01X471:20 | | |
| 01X471:21 | | |
| 01X471:22 | | |
| 01X471:23 | | |
| 01X471:24 | | |
| 01X471:E2 | 1049.7 | |

| 01X601 | Page .Col. | Opt. |
|---|---|---|
| 01X601:1 | 1021.7 | |
| 01X601:2 | 1021.7 | |
| 01X601:3 | 1021.8 | |
| 01X601:4 | 1021.8 | |
| 01X601:5 | | |
| 01X601:E | 1021.8 | |
| 01X601:6 | 1020.2 | |
| 01X601:7 | 1020.3 | |
| 01X601:8 | | |
| 01X601:9 | | |
| 01X601:10 | | |

| 01X700 | Page .Col. | Opt. |
|---|---|---|
| 01X700:E | 40017.3 | |
| 01X700:1 | 40017.3 | |
| 01X700:2 | | |
| 01X700:3 | 30023.3 | |
| 01X700:4 | | |
| 01X700:5 | 40016.3 | |
| 01X700:6 | | |
| 01X700:7 | 40016.3 | |
| 01X700:8 | 40016.3 | |
| 01X700:9 | 40016.3 | |
| 01X700:10 | 30022.3 | |
| 01X700:11 | 40018.3 | |
| 01X700:12 | | |
| 01X700:13 | | |
| 01X700:14 | | |
| 01X700:15 | 40018.3 | |
| 01X700:16 | 30028.2 | |
| 01X700:17 | 30023.3 | |
| 01X700:18 | 30022.3 | |
| 01X700:19 | 30028.2 | |
| 01X700:20 | 30027.3 | |
| 01X700:21 | 30027.3 | |
| 01X700:22 | 40017.3 | |
| 01X700:23 | 30023.7 | |
| 01X700:24 | 40016.7 | |

| 10X003 | Page .Col. | Opt. |
|---|---|---|
| 10X003:1 | 10003.3 | |
| 10X003:2 | 10005.4 | |
| 10X003:3 | 10004.4 | |
| 10X003:4 | 10006.4 | |
| 10X003:5 | 10007.5 | |
| 10X003:6 | | |

| 10X010 | Page .Col. | Opt. |
|---|---|---|
| 10X010:E | 10007.10 | |
| 10X010:1 | 10007.8 | |
| 10X010:2 | 10007.8 | |
| 10X010:3 | 10007.8 | |
| 10X010:4 | 10007.9 | |
| 10X010:5 | 10007.9 | |
| 10X010:6 | 10007.9 | |

| 10X030 | Page .Col. | Opt. |
|---|---|---|
| 10X030:E | 10004.4 | |
| 10X030:1 | 10004.3 | |
| 10X030:2 | 10004.4 | |
| 10X030:3 | | |
| 10X030:4 | | |
| 10X030:5 | | |
| 10X030:6 | | |

| 10X101 | Page .Col. | Opt. |
|---|---|---|
| 10X101:E | 10005.4 | |
| 10X101:1 | 10003.2 | |
| 10X101:2 | 10003.3 | |
| 10X101:3 | 10005.3 | |
| 10X101:4 | 10005.4 | |
| 10X101:5 | | |
| 10X101:6 | | |

| 10X135 | Page .Col. | Opt. |
|---|---|---|
| 10X135:E | 10011.6 | |
| 10X135:1 | 10009.2 | |
| 10X135:2 | 10009.2 | |
| 10X135:3 | 10009.6 | |
| 10X135:4 | 10009.6 | |
| 10X135:5 | 10009.6 | |
| 10X135:6 | 10009.6 | |
| 10X135:7 | 10009.6 | |
| 10X135:8 | 10009.6 | |
| 10X135:9 | 10010.6 | |
| 10X135:10 | 10010.6 | |
| 10X135:11 | 10010.6 | |

Drawing remarks

Tetra Pak

| Designer | Date | Machine |
|---|---|---|
| JNT | 2010-08-20 | TETRA PAK A1 for TCA |

| ECM No | Denomination | Page Type |
|---|---|---|
| 445015 | CABINET TERMINAL SUMMARY | CABINET TERMINAL SUMMARY |

| Company | Document No. | Doc. type | Version | Page |
|---|---|---|---|---|
| Tetra Pak | 2817282-0005 | ELD | AG | 004 |

RELEASED

This drawing must not without the consent of Tetra Pak be copied, transmitted or disclosed to any third party.

# Cabinet terminal summary of 2817282-0003

| 10X135 | Page .Col. | Opt. |
|---|---|---|
| 10X135:12 | 10010.6 | |
| 10X135:13 | 10010.6 | |
| 10X135:14 | 10010.6 | |
| 10X135:15 | 10010.6 | |
| 10X135:16 | 10010.6 | |
| 10X135:17 | 10012.6 | |
| 10X135:18 | 10012.6 | |
| 10X135:19 | 10012.6 | |
| 10X135:20 | 10011.6 | |
| 10X135:21 | 10011.6 | |
| 10X135:22 | 10011.6 | |
| 10X135:23 | 10011.6 | |
| 10X135:24 | 10011.6 | |

| 10X136 | Page .Col. | Opt. |
|---|---|---|
| 10X136:E | 10011.6 | |
| 10X136:1 | 10011.2 | |
| 10X136:2 | | |
| 10X136:3 | | |
| 10X136:4 | | |
| 10X136:5 | | |
| 10X136:6 | | |
| 10X136:7 | | |
| 10X136:8 | | |
| 10X136:9 | | |
| 10X136:10 | | |
| 10X136:11 | | |
| 10X136:12 | | |
| 10X136:13 | | |
| 10X136:14 | | |
| 10X136:15 | 10011.6 | |
| 10X136:16 | 10011.6 | |
| 10X136:17 | 10014.3 | |
| 10X136:18 | 1060.5 | |
| 10X136:19 | 1060.5 | |
| 10X136:20 | 1060.5 | |
| 10X136:21 | 1060.5 | |
| 10X136:22 | | |
| 10X136:23 | | |
| 10X136:24 | | |

| 10X155 | Page .Col. | Opt. |
|---|---|---|
| 10X155:1 | 10006.5 | |

| 10X156 | Page .Col. | Opt. |
|---|---|---|
| 10X156:1 | 10006.5 | |

| 10X700 | Page .Col. | Opt. |
|---|---|---|
| 10X700:E | 10017.3 | |
| 10X700:1 | | |
| 10X700:2 | 10015.3 | |
| 10X700:3 | | |
| 10X700:4 | 10022.3 | |
| 10X700:5 | 10015.3 | |
| 10X700:6 | 10020.3 | |
| 10X700:7 | 10015.3 | |
| 10X700:8 | | |
| 10X700:9 | | |
| 10X700:10 | | |
| 10X700:11 | | |
| 10X700:12 | 10020.3 | |
| 10X700:13 | 10017.3 | |
| 10X700:14 | 10017.3 | |
| 10X700:15 | 10017.3 | |
| 10X700:16 | 10017.3 | |
| 10X700:17 | | |
| 10X700:18 | | |
| 10X700:19 | | |
| 10X700:20 | | |
| 10X700:21 | | |
| 10X700:22 | | |
| 10X700:23 | 10022.6 | |
| 10X700:24 | 10015.7 | |

| 30X003 | Page .Col. | Opt. |
|---|---|---|
| 30X003:1 | 30006.4 | |
| 30X003:2 | 30007.8 | |
| 30X003:2 | | |
| 30X003:3 | 30003.5 | |
| 30X003:4 | 30006.8 | |

| 30X151 | Page .Col. | Opt. |
|---|---|---|
| 30X151:E | 30003.5 | |
| 30X151:1 | 30003.5 | |
| 30X151:2 | 30003.5 | |
| 30X151:3 | | |
| 30X151:4 | | |
| 30X151:5 | | |
| 30X151:6 | | |

| 30X155 | Page .Col. | Opt. |
|---|---|---|
| 30X155:E | 30026.7 | |
| 30X155:1 | 30012.2 | |
| 30X155:2 | 30012.2 | |
| 30X155:3 | 30012.6 | |
| 30X155:4 | 30012.6 | |
| 30X155:5 | 30012.6 | |
| 30X155:6 | 30012.6 | |
| 30X155:7 | | |
| 30X155:8 | | |
| 30X155:9 | | |
| 30X155:10 | | |
| 30X155:11 | 30012.6 | |
| 30X155:12 | 30004.4 | |

Drawing remarks

| | | | | |
|---|---|---|---|---|
| Tetra Pak | Designer JNT | Date 2010-08-20 | Machine TETRA PAK A1 for TCA | |
| | ECM No 445015 | Denomination CABINET TERMINAL SUMMARY | Page Type CABINET TERMINAL SUMMARY | |
| Company Tetra Pak | Document No. 2817282-0005 | Doc. type ELD | Version AG | Page 005 |

RELEASED

This drawing must not without the consent of Tetra Pak be copied, transmitted or disclosed to any third party.

# Cabinet terminal summary of 2817282-0003

| 30X155 | Page .Col. | Opt. |
|---|---|---|
| 30X155:13 | 30004.7 | |
| 30X155:14 | 30026.3 | |
| 30X155:15 | | |
| 30X155:16 | 30026.3 | |
| 30X155:17 | 30026.7 | |
| 30X155:18 | | |
| 30X155:19 | | |
| 30X155:20 | | |
| 30X155:21 | | |
| 30X155:22 | | |
| 30X155:23 | | |
| 30X155:24 | | |

| 30X231 | Page .Col. | Opt. |
|---|---|---|
| 30X231:E | 30005.8 | |
| 30X231:1 | 30005.2 | |
| 30X231:2 | 30005.4 | |
| 30X231:3 | 30005.7 | |
| 30X231:4 | | |
| 30X231:5 | | |
| 30X231:6 | | |

| 30X232 | Page .Col. | Opt. |
|---|---|---|
| 30X232:1 | | |
| 30X232:2 | | |
| 30X232:3 | 30007.3 | |
| 30X232:4 | 30007.4 | |
| 30X232:5 | 30007.4 | |
| 30X232:6 | | |
| 30X232:E1 | 30007.5 | |

| 30X233 | Page .Col. | Opt. |
|---|---|---|
| 30X233:1 | 30006.2 | |
| 30X233:2 | 30006.3 | |
| 30X233:3 | 30006.4 | |
| 30X233:4 | 30006.7 | |
| 30X233:5 | 30006.7 | |
| 30X233:6 | 30006.8 | |
| 30X233:E1 | 30006.4 | |

| 30X235 | Page .Col. | Opt. |
|---|---|---|
| 30X235:E | 30014.6 | |
| 30X235:1 | 30012.2 | |
| 30X235:2 | 30012.2 | |
| 30X235:3 | 30012.6 | |
| 30X235:4 | 30012.6 | |
| 30X235:5 | 30014.6 | |
| 30X235:6 | 30012.6 | |
| 30X235:7 | 30012.6 | |
| 30X235:8 | 30012.6 | |
| 30X235:9 | | |
| 30X235:10 | 30008.4 | |
| 30X235:11 | 30008.4 | |
| 30X235:12 | 30008.4 | |
| 30X235:13 | 30008.4 | |
| 30X235:14 | 30008.4 | |
| 30X235:15 | 30022.3 | |
| 30X235:16 | 30028.2 | |
| 30X235:17 | 30008.4 | |
| 30X235:18 | 30008.4 | |
| 30X235:19 | 30008.4 | |
| 30X235:20 | 30026.3 | |
| 30X235:21 | 30023.3 | |
| 30X235:22 | 30027.3 | |
| 30X235:23 | 30023.3 | |
| 30X235:24 | 30027.3 | |

| 30X236 | Page .Col. | Opt. |
|---|---|---|
| 30X236:E | 1023.8 | |
| 30X236:1 | 1023.8 | |
| 30X236:2 | 1023.8 | |
| 30X236:3 | 1023.8 | |
| 30X236:4 | 1023.8 | |
| 30X236:5 | 1023.8 | |
| 30X236:6 | | |
| 30X236:7 | | |
| 30X236:8 | | |
| 30X236:9 | | |
| 30X236:10 | | |
| 30X236:11 | | |
| 30X236:12 | | |
| 30X236:13 | | |
| 30X236:14 | | |
| 30X236:15 | | |
| 30X236:16 | | |
| 30X236:17 | | |
| 30X236:18 | | |
| 30X236:19 | | |
| 30X236:20 | | |
| 30X236:21 | | |
| 30X236:22 | | |
| 30X236:23 | | |
| 30X236:24 | | |

| 30X237 | Page .Col. | Opt. |
|---|---|---|
| 30X237:1 | 30011.2 | |
| 30X237:2 | 30011.2 | |
| 30X237:3 | 30011.4 | |
| 30X237:4 | 30011.4 | |
| 30X237:E | 30011.4 | |

| 40X003 | Page .Col. | Opt. |
|---|---|---|
| 40X003:1 | 40003.2 | |
| 40X003:2 | 40004.5 | |

Drawing remarks

Tetra Pak

| Designer | Date | Machine |
|---|---|---|
| JNT | 2010-08-20 | TETRA PAK A1 for TCA |

| ECM No | Denomination | Page Type |
|---|---|---|
| 445015 | CABINET TERMINAL SUMMARY | CABINET TERMINAL SUMMARY |

| Company | Document No. | Doc. type | Version | Page |
|---|---|---|---|---|
| Tetra Pak | 2817282-0005 | ELD | AG | 006 |

RELEASED

This drawing must not without the consent of Tetra Pak be copied, transmitted or disclosed to any third party.

# Cabinet terminal summary of 2817282-0003

| 40X003 | Page .Col. | Opt. |
|---|---|---|
| 40X003:3 | 40005.5 | |

| 40X025 | Page .Col. | Opt. |
|---|---|---|
| 40X025:E | 40011.4 | |
| 40X025:1 | 40011.2 | |
| 40X025:2 | 40011.4 | |
| 40X025:3 | 40011.4 | |
| 40X025:4 | 40011.4 | |
| 40X025:5 | 40011.4 | |
| 40X025:6 | | |
| 40X025:7 | | |
| 40X025:8 | | |
| 40X025:9 | | |
| 40X025:10 | | |

| 40X040 | Page .Col. | Opt. |
|---|---|---|
| 40X040:E | 40003.10 | |
| 40X040:1 | 40003.9 | |
| 40X040:2 | 40003.9 | |
| 40X040:3 | 40003.9 | |
| 40X040:4 | 40003.9 | |
| 40X040:5 | 40003.10 | |
| 40X040:6 | | |

| 40X251 | Page .Col. | Opt. |
|---|---|---|
| 40X251:E | 40004.6 | |
| 40X251:1 | 40004.5 | |
| 40X251:2 | 40004.5 | |
| 40X251:3 | 40005.5 | |
| 40X251:4 | 40005.5 | |
| 40X251:5 | | |
| 40X251:6 | | |

| 40X255 | Page .Col. | Opt. |
|---|---|---|
| 40X255:E | 40009.6 | |
| 40X255:1 | 40009.2 | |
| 40X255:2 | 40009.2 | |
| 40X255:3 | 40009.6 | |
| 40X255:4 | 40009.6 | |
| 40X255:5 | 40009.6 | |
| 40X255:6 | 40009.6 | |
| 40X255:7 | 40009.6 | |
| 40X255:8 | 40009.6 | |
| 40X255:9 | 40009.6 | |
| 40X255:10 | 40009.6 | |
| 40X255:11 | 40010.6 | |
| 40X255:12 | 40010.6 | |
| 40X255:13 | 40010.6 | |
| 40X255:14 | 40010.6 | |
| 40X255:15 | 40010.6 | |
| 40X255:16 | 40010.6 | |
| 40X255:17 | 40010.6 | |
| 40X255:18 | | |
| 40X255:19 | | |
| 40X255:20 | | |
| 40X255:21 | | |
| 40X255:22 | | |
| 40X255:23 | | |
| 40X255:24 | | |

| 40X256 | Page .Col. | Opt. |
|---|---|---|
| 40X256:E | 40007.4 | |
| 40X256:1 | 40007.4 | |
| 40X256:2 | 40007.4 | |
| 40X256:3 | 40012.5 | |
| 40X256:4 | | |
| 40X256:5 | | |
| 40X256:6 | | |
| 40X256:7 | | |
| 40X256:8 | | |
| 40X256:9 | | |
| 40X256:10 | | |

| 50X050 | Page .Col. | Opt. |
|---|---|---|
| 50X050:E | 50004.9 | |
| 50X050:1 | 50004.8 | |
| 50X050:2 | 50004.8 | |
| 50X050:3 | 50004.8 | |
| 50X050:4 | 50004.9 | |
| 50X050:5 | 50004.9 | |
| 50X050:6 | | |

| 50X135 | Page .Col. | Opt. |
|---|---|---|
| 50X135:1 | 50005.4 | |

| 50X136 | Page .Col. | Opt. |
|---|---|---|
| 50X136:1 | 50005.4 | |

| 50X140 | Page .Col. | Opt. |
|---|---|---|
| 50X140:1 | 1024.2 | |
| 50X140:2 | 1024.2 | |
| 50X140:3 | 1024.2 | |
| 50X140:4 | 1024.2 | |
| 50X140:5 | 1024.4 | |
| 50X140:6 | 1024.5 | |
| 50X140:7 | | |
| 50X140:8 | | |
| 50X140:9 | | |
| 50X140:10 | | |
| 50X140:E1 | 1024.5 | |

| 50X331 | Page .Col. | Opt. |
|---|---|---|
| 50X331:E | 50003.3 | |
| 50X331:1 | 50003.2 | |
| 50X331:2 | 50003.3 | |
| 50X331:3 | | |

Drawing remarks

| | | | | |
|---|---|---|---|---|
| Tetra Pak | Designer JNT | Date 2010-08-20 | Machine TETRA PAK A1 for TCA | |
| | ECM No 445015 | Denomination CABINET TERMINAL SUMMARY | Page Type CABINET TERMINAL SUMMARY | |
| Company Tetra Pak | Document No. 2817282-0005 | Doc. type ELD | Version AG | Page 007 |

RELEASED

This drawing must not without the consent of Tetra Pak be copied, transmitted or disclosed to any third party.

# Cabinet terminal summary of 2817282-0003

| 50X331 | Page .Col. | Opt. |
|---|---|---|
| 50X331:4 | | |
| 50X331:5 | | |
| 50X331:6 | | |

| 50X335 | Page .Col. | Opt. |
|---|---|---|
| 50X335:E | 50009.6 | |
| 50X335:1 | 50007.2 | |
| 50X335:2 | 50007.2 | |
| 50X335:3 | 50007.6 | |
| 50X335:4 | 50007.6 | |
| 50X335:5 | 50009.6 | |
| 50X335:13 | 50009.6 | |
| 50X335:6 | 50009.6 | |
| 50X335:7 | 50009.6 | |
| 50X335:8 | 50009.6 | |
| 50X335:9 | 1030.5 | |
| 50X335:10 | 50009.6 | |
| 50X335:12 | 50013.3 | |
| 50X335:11 | 50014.3 | |
| 50X335:12 | | |
| 50X335:13 | | |
| 50X335:14 | | |
| 50X335:15 | | |
| 50X335:16 | | |
| 50X335:17 | | |
| 50X335:18 | 1060.5 | |
| 50X335:19 | 1060.5 | |
| 50X335:20 | 1060.5 | |
| 50X335:21 | 1060.5 | |
| 50X335:22 | | |
| 50X335:23 | | |
| 50X335:24 | | |

| 50X701 | Page .Col. | Opt. |
|---|---|---|
| 50X701:E | 1034.7 | |
| 50X701:1 | 1034.3 | |
| 50X701:2 | 1034.3 | |
| 50X701:3 | 1034.3 | |
| 50X701:4 | 50014.3 | |
| 50X701:5 | 50014.3 | |
| 50X701:6 | 50014.3 | |
| 50X701:7 | 50014.3 | |
| 50X701:8 | 50014.3 | |
| 50X701:9 | | |
| 50X701:10 | | |
| 50X701:11 | | |
| 50X701:12 | | |
| 50X701:13 | | |
| 50X701:14 | | |
| 50X701:15 | | |
| 50X701:16 | | |
| 50X701:17 | | |
| 50X701:18 | | |
| 50X701:19 | | |
| 50X701:20 | | |
| 50X701:21 | | |
| 50X701:22 | | |
| 50X701:23 | 50014.6 | |
| 50X701:24 | 1034.7 | |

| 52X145 | Page .Col. | Opt. |
|---|---|---|
| 52X145:1 | 50005.9 | |

| 52X146 | Page .Col. | Opt. |
|---|---|---|
| 52X146:1 | 50005.9 | |

| 60X003 | Page .Col. | Opt. |
|---|---|---|
| 60X003:1 | 1015.2 | |

| 60X100 | Page .Col. | Opt. |
|---|---|---|
| 60X100:E | | |
| 60X100:1 | 1015.2 | |
| 60X100:2 | 1015.2 | |
| 60X100:3 | 1015.2 | |
| 60X100:4 | 1015.2 | |
| 60X100:5 | | |
| 60X100:6 | | |
| 60X100:E1 | 1015.3 | |

| 60X200 | Page .Col. | Opt. |
|---|---|---|
| 60X200:1 | 60001.3 | |
| 60X200:2 | 60001.3 | |
| 60X200:3 | | |
| 60X200:4 | 1030.5 | |
| 60X200:5 | 1027.3 | |
| 60X200:6 | 1027.4 | |
| 60X200:7 | 1027.4 | |
| 60X200:8 | 1027.8 | |
| 60X200:9 | 1027.4 | |
| 60X200:10 | 1027.8 | |
| 60X200:E | 60001.3 | |

| 60X210 | Page .Col. | Opt. |
|---|---|---|
| 60X210:1 | 1025.2 | |
| 60X210:2 | 1025.2 | |
| 60X210:3 | 1025.2 | |
| 60X210:4 | 1025.2 | |
| 60X210:5 | 1025.5 | |
| 60X210:6 | | |
| 60X210:7 | | |
| 60X210:8 | | |
| 60X210:9 | | |
| 60X210:10 | | |
| 60X210:E1 | 1025.6 | |

Drawing remarks

Tetra Pak

| Designer | Date | Machine |
|---|---|---|
| JNT | 2010-08-20 | TETRA PAK A1 for TCA |

| ECM No | Denomination | Page Type |
|---|---|---|
| 445015 | CABINET TERMINAL SUMMARY | CABINET TERMINAL SUMMARY |

| Company | Document No. | Doc. type | Version | Page |
|---|---|---|---|---|
| Tetra Pak | 2817282-0005 | ELD | AG | 008 |

RELEASED

This drawing must not without the consent of Tetra Pak be copied, transmitted or disclosed to any third party.

# Cabinet terminal summary of 2817282-0003

| 70X070 | Page .Col. | Opt. |
|---|---|---|
| 70X070:E | 70002.9 | |
| 70X070:1 | 70002.8 | |
| 70X070:2 | 70002.8 | |
| 70X070:3 | 70002.8 | |
| 70X070:4 | 70002.9 | |
| 70X070:5 | 70002.9 | |
| 70X070:6 | | |

| 70X355 | Page .Col. | Opt. |
|---|---|---|
| 70X355:E | 70004.6 | |
| 70X355:1 | 70004.2 | |
| 70X355:2 | 70004.2 | |
| 70X355:3 | 70004.6 | |
| 70X355:4 | 70004.6 | |
| 70X355:5 | 70004.6 | |
| 70X355:6 | 70005.3 | |
| 70X355:7 | 70005.3 | |
| 70X355:9 | | |
| 70X355:10 | | |

| 90X101 | Page .Col. | Opt. |
|---|---|---|
| 90X101:E | 90002.7 | |
| 90X101:1 | 90002.2 | |
| 90X101:2 | 90002.7 | |
| 90X101:3 | 90002.7 | |
| 90X101:4 | 90002.7 | |
| 90X101:5 | 90002.7 | |
| 90X101:6 | 90002.2 | |
| 90X101:7 | 90002.2 | |
| 90X101:8 | 90002.7 | |
| 90X101:9 | 90002.7 | |
| 90X101:10 | 90002.7 | |
| 90X101:11 | 90002.7 | |
| 90X101:12 | 90002.7 | |
| 90X101:13 | 90002.7 | |
| 90X101:14 | 90002.7 | |
| 90X101:15 | 90002.7 | |
| 90X101:16 | 90002.7 | |
| 90X101:17 | 90002.7 | |
| 90X101:18 | 90002.7 | |
| 90X101:19 | 90002.7 | |
| 90X101:20 | 90002.7 | |
| 90X101:21 | 90002.7 | |
| 90X101:22 | 90002.7 | |
| 90X101:23 | | |
| 90X101:24 | | |

| 90X110 | Page .Col. | Opt. |
|---|---|---|
| 90X110:E1 | 90005.9 | |
| 90X110:E | 90005.4 | |
| 90X110:1 | 90005.4 | |
| 90X110:2 | 90005.4 | |
| 90X110:3 | 90005.9 | |
| 90X110:4 | 90005.9 | |
| 90X110:5 | 90005.9 | |
| 90X110:6 | 90005.9 | |
| 90X110:7 | 90005.4 | |
| 90X110:8 | 90005.4 | |
| 90X110:9 | 90005.4 | |
| 90X110:10 | | |
| 90X110:11 | 90005.4 | |
| 90X110:12 | | |
| 90X110:13 | | |
| 90X110:14 | | |
| 90X110:15 | | |
| 90X110:16 | | |
| 90X110:17 | | |
| 90X110:18 | | |
| 90X110:19 | | |
| 90X110:20 | | |
| 90X110:21 | | |
| 90X110:22 | | |
| 90X110:23 | | |
| 90X110:24 | | |

| 90X115 | Page .Col. | Opt. |
|---|---|---|
| 90X115:E1 | 90006.9 | |
| 90X115:E | 90006.4 | |
| 90X115:2 | 90006.4 | |
| 90X115:1 | 90006.4 | |
| 90X115:3 | 90006.9 | |
| 90X115:4 | 90006.9 | |
| 90X115:5 | 90006.9 | |
| 90X115:6 | 90006.9 | |
| 90X115:7 | 90006.4 | |
| 90X115:8 | 90006.4 | |
| 90X115:9 | 90006.4 | |
| 90X115:10 | | |
| 90X115:11 | 90006.4 | |
| 90X115:12 | | |
| 90X115:13 | | |
| 90X115:14 | | |
| 90X115:15 | | |
| 90X115:16 | | |
| 90X115:17 | | |
| 90X115:18 | | |
| 90X115:19 | | |
| 90X115:20 | | |
| 90X115:21 | | |
| 90X115:22 | | |
| 90X115:23 | | |
| 90X115:24 | | |

Drawing remarks

Tetra Pak

| Designer | Date | Machine |
|---|---|---|
| JNT | 2010-08-20 | TETRA PAK A1 for TCA |

| ECM No | Denomination | Page Type |
|---|---|---|
| 445015 | CABINET TERMINAL SUMMARY | CABINET TERMINAL SUMMARY |

| Company | Document No. | Doc. type | Version | Page |
|---|---|---|---|---|
| Tetra Pak | 2817282-0005 | ELD | AG | 009 |

Esta página ha sido dejada en blanco deliberadamente

# 7 Visión general de la tira de terminales

## Acerca del capítulo Visión general de la tira de terminales del armario

Este capítulo contiene una lista de todos los terminales fuera del armario eléctrico con una referencia de página para los esquemas de circuitos.

RELEASED

This drawing must not without the consent of Tetra Pak be copied, transmitted or disclosed to any third party.

## Terminal strip of 2817282-0003 01X210

| From | Cable | Internal Jumper | Terminal | | External Jumper | Cable | To | Page.Col. | Option | Function text |
|---|---|---|---|---|---|---|---|---|---|---|
| 01X215:E | 01W215-GNYE | | | E10 | | 01W430-GNYE | | 1021.4 | | |
| 01X215:1 | 01W215-1 | | | 101 | | 01W430-1 | 01F430:11 | 1021.2 | | EMERGENCY STOP SUPERSTRUCTURE |
| 01X215:2 | 01W215-2 | | | 102 | | 01W430-2 | 01F430:21 | 1021.2 | | EMERGENCY STOP SUPERSTRUCTURE |
| 01X215:3 | 01W215-3 | | | 103 | | 01W430-3 | 01F430:22 | 1021.4 | | EMERGENCY STOP SUPERSTRUCTURE |
| 01X215:4 | 01W215-4 | | | 104 | | 01W430-4 | 01F430:12 | 1021.4 | | EMERGENCY STOP SUPERSTRUCTURE |
| | | | | E11 | | | | | | |
| 01X215:5 | 01W215-5 | | | 105 | | 01W037-1 | 01B037:1 | 1039.3 | | |
| 01X215:6 | 01W215-6 | | | 106 | | 01W037-2 | 01B037:3 | 1039.5 | | |
| | | | | E12 | | 01W037-GNYE | 01B037:E | 1039.5 | | |
| 01X215:7 | 01W215-7 | | | 107 | | 01W036-1 | 01K036:1 | 1052.4 | | MAIN AIR VALVE |
| 01X215:10 | 01W215-10 | | | 108 | | 01W036-2 | 01K036:3 | 1052.6 | | MAIN AIR VALVE |
| | | | | E13 | | 01W036-GNYE | 01K036:E | 1052.6 | | MAIN AIR VALVE |
| 01X215:9 | 01W215-9 | | | 109 | | 01W085-1 | 01K085:1 | 1049.3 | | WATER SUPPLY |
| | | | | 110 | | 01W085-2 | 01K085:2 | 1049.5 | | WATER SUPPLY |
| | | | | E14 | | 01W085-GNYE | 01K085:E | 1049.5 | | WATER SUPPLY |
| 01X215:8 | 01W215-8 | | | 111 | | 52W094-WH | 52B094 | 1030.4 | | DESIGN CORRECTION TCA |
| | | | | 112 | | 52W094-BN | 52B094 | 1030.2 | | DESIGN CORRECTION TCA |
| | | | | 113 | | 52W094-BU | 52B094 | 1030.2 | | DESIGN CORRECTION TCA |
| | | | | 114 | | 52W094-BK | 52B094 | 1030.4 | | DESIGN CORRECTION TCA |
| | | | | E15 | | | | | | |

Drawing remarks

Tetra Pak

Designer JNT | Date 2010-08-20 | Machine TETRA PAK A1 for TCA

ECM No 445015 | Denomination TERMINAL STRIP OVERVIEW | Page Type TERMINAL STRIP OVERVIEW

Company Tetra Pak | Document No. 2817282-0006 | Doc. type ELD | Version AG | Page 001

RELEASED

This drawing must not without the consent of Tetra Pak
be copied, transmitted or disclosed to any third party.

| 1 | 2 | 3 | 4 | 5 | 6 | 7 | 8 | 9 | 10 |
|---|---|---|---|---|---|---|---|---|---|

## Terminal strip of 2817282-0003
## 01X370

| From | Cable | Internal Jumper | Terminal | External Jumper | Cable | To | Page.Col. | Option | Function text |
|---|---|---|---|---|---|---|---|---|---|
| 01X375:E | 01W375-GNYE | | E10 | | | | 1021.6 | | |
| 01X375:1 | 01W375-1 | | 101 | | 01W450-1 | 01F450:11 | 1021.6 | | EMERGENCY STOP AT BACKSIDE OF MACHINE |
| 01X375:2 | 01W375-2 | | 102 | | 01W450-2 | 01F450:21 | 1021.6 | | EMERGENCY STOP AT BACKSIDE OF MACHINE |
| 01X375:3 | 01W375-3 | | 103 | | 01W450-3 | 01F450:22 | 1021.8 | | EMERGENCY STOP AT BACKSIDE OF MACHINE |
| 01X375:4 | 01W375-4 | | 104 | | 01W450-4 | 01F450:12 | 1021.8 | | EMERGENCY STOP AT BACKSIDE OF MACHINE |
| | | | E11 | | 01W450-GNYE | | 1021.8 | | |
| 01X375:5 | 01W375-5 | | 105+ | | 40W009-BN | 40B009 | 40008.3 | | DRAINING VALVE CLEANING CLOSED |
| 01X375:6 | 01W375-6 | | 105- | | 40W009-BU | 40B009 | 40008.3 | | DRAINING VALVE CLEANING CLOSED |
| 01X375:7 | 01W375-7 | | 105 | | 40W009-BK | 40B009 | 40008.5 | | DRAINING VALVE CLEANING CLOSED |
| | | | 106+ | | 40W010-BN | 40B010 | 40008.3 | | LOWER CLEANING PIPE |
| | | | 106- | | 40W010-BU | 40B010 | 40008.3 | | LOWER CLEANING PIPE |
| 01X375:8 | 01W375-8 | | 106 | | 40W010-BK | 40B010 | 40008.5 | | LOWER CLEANING PIPE |
| | | | 107+ | | | | 1058.2 | | |
| | | | 107- | | | | 1058.2 | | |
| | | | 107 | | | | 1058.3 | | |
| | | | 108+ | | | | 1058.2 | | |
| | | | 108- | | | | 1058.2 | | |
| | | | 108 | | | | 1058.3 | | |
| | | | E12 | | | | | | |

| | | | | | |
|---|---|---|---|---|---|
| Drawing remarks | Tetra Pak | Designer JNT | Date 2010-08-20 | Machine TETRA PAK A1 for TCA | |
| | | ECM No 445015 | Denomination TERMINAL STRIP OVERVIEW | Page Type TERMINAL STRIP OVERVIEW | |
| | Company Tetra Pak | Document No. 2817282-0006 | Doc. type ELD | Version AG | Page 002 |

RELEASED

This drawing must not without the consent of Tetra Pak be copied, transmitted or disclosed to any third party.

1 2 3 4 5 6 7 8 9 10

Terminal strip of 2817282-0003

10X130

| From | Cable | Internal Jumper | Terminal | | External Jumper | Cable | To | Page.Col. | Option | Function text |
|---|---|---|---|---|---|---|---|---|---|---|
| | | | | E1 | | 10W036-GNYE | 10E036:E | 10003.4 | | LIGHT IN ASU |
| 10X101:1 | 10W101-1 | | ' | 1 | | 10W036-1 | 10E036:1 | 10003.2 | | LIGHT IN ASU |
| 10X101:2 | 10W101-2 | | ' | 2 | | 10W036-2 | 10E036:2 | 10003.3 | | LIGHT IN ASU |
| 10X101:E | 10W101-GNYE | | | E2 | | | 10T065:E | 10005.4 | | TRANSFORMER |
| | | | ' | 3 | | | | | | |
| | | | ' | 4 | | | | | | |
| | | | | E3 | | 10W065-GNYE | 10E065:E | 10005.4 | | SEALING BLOCK |
| | | | ' | 5 | | | | | | |
| | | | ' | 6 | | | | | | |
| 10X135:E | 10W135-GNYE | | | E10 | | | | 10011.6 | | |
| 10X135:1 | 10W135-1 | | ' | 101+ | | 10W002-BN | 10B002 | 10009.3 | | PACKAGING MATERIAL SUPPLY MONITOR |
| 10X135:2 | 10W135-2 | | ' | 101- | | 10W002-BU | 10B002 | 10009.3 | | PACKAGING MATERIAL SUPPLY MONITOR |
| 10X135:3 | 10W135-3 | | ' | 101 | | 10W002-BK | 10B002 | 10009.5 | | PACKAGING MATERIAL SUPPLY MONITOR |
| | | | ' | 102+ | | 10W003-BN | 10B003 | 10009.3 | | PACKAGING MATERIAL REEL COVER CLOSED |
| | | | ' | 102- | | 10W003-BU | 10B003 | 10009.3 | | PACKAGING MATERIAL REEL COVER CLOSED |
| 10X135:4 | 10W135-4 | | ' | 102 | | 10W003-BK | 10B003 | 10009.5 | | PACKAGING MATERIAL REEL COVER CLOSED |
| | | | ' | 103+ | | 10W004-BN | 10B004 | 10009.3 | | PACKAGING MATERIAL ENDED |
| | | | ' | 103- | | 10W004-BU | 10B004 | 10009.3 | | PACKAGING MATERIAL ENDED |
| 10X135:5 | 10W135-5 | | ' | 103 | | 10W004-BK | 10B004 | 10009.5 | | PACKAGING MATERIAL ENDED |
| | | | ' | 104+ | | 10W020-BN | 10B020 | 10009.3 | | LOCK OLD PACKAGING MATERIAL |
| | | | ' | 104- | | 10W020-BU | 10B020 | 10009.3 | | LOCK OLD PACKAGING MATERIAL |
| 10X135:6 | 10W135-6 | | ' | 104 | | 10W020-BK | 10B020 | 10009.5 | | LOCK OLD PACKAGING MATERIAL |
| | | | ' | 105+ | | 10W021-BN | 10B021 | 10009.3 | | RELEASE OLD PACKAGING MATERIAL |
| | | | ' | 105- | | 10W021-BU | 10B021 | 10009.3 | | RELEASE OLD PACKAGING MATERIAL |
| 10X135:7 | 10W135-7 | | ' | 105 | | 10W021-BK | 10B021 | 10009.5 | | RELEASE OLD PACKAGING MATERIAL |
| | | | ' | 106+ | | 10W022-BN | 10B022 | 10009.3 | | KNIFE POSITION 1 |
| | | | ' | 106- | | 10W022-BU | 10B022 | 10009.3 | | KNIFE POSITION 1 |
| 10X135:8 | 10W135-8 | | ' | 106 | | 10W022-BK | 10B022 | 10009.5 | | KNIFE POSITION 1 |
| | | | ' | 107+ | | 10W023-BN | 10B023 | 10010.3 | | KNIFE POSITION 2 |
| | | | ' | 107- | | 10W023-BU | 10B023 | 10010.3 | | KNIFE POSITION 2 |

Drawing remarks

Tetra Pak

Designer JNT | Date 2010-08-20 | Machine TETRA PAK A1 for TCA

ECM No 445015 | Denomination TERMINAL STRIP OVERVIEW | Page Type TERMINAL STRIP OVERVIEW

Company Tetra Pak | Document No. 2817282-0006 | Doc. type ELD | Version AG | Page 003

RELEASED

This drawing must not without the consent of Tetra Pak
be copied, transmitted or disclosed to any third party.

1 2 3 4 5 6 7 8 9 10

Terminal strip of 2817282-0003

10X130

| From | Cable | Internal Jumper | Terminal | External Jumper | Cable | To | Page.Col. | Option | Function text |
|---|---|---|---|---|---|---|---|---|---|
| 10X135:9 | 10W135-9 | | 107 | | 10W023-BK | 10B023 | 10010.5 | | KNIFE POSITION 2 |
| | | | 108+ | | 10W024-BN | 10B024 | 10010.3 | | PACKAGING MATERIAL SPLICE PRESSURE POSITION |
| | | | 108- | | 10W024-BU | 10B024 | 10010.3 | | PACKAGING MATERIAL SPLICE PRESSURE POSITION |
| 10X135:10 | 10W135-10 | | 108 | | 10W024-BK | 10B024 | 10010.5 | | PACKAGING MATERIAL SPLICE PRESSURE POSITION |
| | | | 109+ | | 10W025-BN | 10B025 | 10010.3 | | PACKAGING MATERIAL SPLICE RELEASE POSITION |
| | | | 109- | | 10W025-BU | 10B025 | 10010.3 | | PACKAGING MATERIAL SPLICE RELEASE POSITION |
| 10X135:11 | 10W135-11 | | 109 | | 10W025-BK | 10B025 | 10010.5 | | PACKAGING MATERIAL SPLICE RELEASE POSITION |
| | | | 110+ | | 10W040-BN | 10B040 | 10010.3 | | PACKAGING MATERIAL MAGAZINE FULL |
| | | | 110- | | 10W040-BU | 10B040 | 10010.3 | | PACKAGING MATERIAL MAGAZINE FULL |
| 10X135:12 | 10W135-12 | | 110 | | 10W040-BK | 10B040 | 10010.5 | | PACKAGING MATERIAL MAGAZINE FULL |
| | | | 111+ | | 10W041-BN | 10B041 | 10010.3 | | PACKAGING MATERIAL MAGAZINE EMPTY |
| | | | 111- | | 10W041-BU | 10B041 | 10010.3 | | PACKAGING MATERIAL MAGAZINE EMPTY |
| 10X135:13 | 10W135-13 | | 111 | | 10W041-BK | 10B041 | 10010.5 | | PACKAGING MATERIAL MAGAZINE EMPTY |
| | | | 112+ | | 10W056-BN | 10B056 | 10010.3 | | PRESSURE ROLLER IN POSITION |
| | | | 112- | | 10W056-BU | 10B056 | 10010.3 | | PRESSURE ROLLER IN POSITION |
| 10X135:14 | 10W135-14 | | 112 | | 10W056-BK | 10B056 | 10010.5 | | PRESSURE ROLLER IN POSITION |
| | | | 113+ | | 10W060-BN | 10B060 | 10010.3 | | LS STRIP REEL 1 MONITOR |
| | | | 113- | | 10W060-BU | 10B060 | 10010.3 | | LS STRIP REEL 1 MONITOR |
| 10X135:15 | 10W135-15 | | 113 | | 10W060-BK | 10B060 | 10010.5 | | LS STRIP REEL 1 MONITOR |
| | | | 114+ | | 10W061-BN | 10B061 | 10010.3 | | LS STRIP REEL 2 MONITOR |
| | | | 114- | | 10W061-BU | 10B061 | 10010.3 | | LS STRIP REEL 2 MONITOR |
| 10X135:16 | 10W135-16 | | 114 | | 10W061-BK | 10B061 | 10010.5 | | LS STRIP REEL 2 MONITOR |
| | | | 115+ | | 10W026-BN | 10B026 | 10012.3 | | DESIGN SENSOR SPLICE, |
| | | | 115- | | 10W026-BU | 10B026 | 10012.3 | | DESIGN SENSOR SPLICE, |
| 10X135:17 | 10W135-17 | | 115 | | 10W026-BK | 10B026 | 10012.5 | | DESIGN SENSOR SPLICE, |
| | | | 116+ | | | | 10012.3 | | |
| | | | 116- | | | | 10012.3 | | |
| 10X135:18 | 10W135-18 | | 116 | | | | 10012.5 | | |
| | | | 117+ | | | | 10012.3 | | |
| | | | 117- | | | | 10012.3 | | |

Drawing remarks

Tetra Pak

| | | | |
|---|---|---|---|
| Designer JNT | Date 2010-08-20 | Machine TETRA PAK A1 for TCA | |
| ECM No 445015 | Denomination TERMINAL STRIP OVERVIEW | Page Type TERMINAL STRIP OVERVIEW | |
| Company Tetra Pak | Document No. 2817282-0006 | Doc. type ELD | Version AG | Page 004 |

RELEASED

This drawing must not without the consent of Tetra Pak be copied, transmitted or disclosed to any third party.

## Terminal strip of 2817282-0003 10X130

| From | Cable | Internal Jumper | Terminal | External Jumper | Cable | To | Page.Col. | Option | Function text |
|---|---|---|---|---|---|---|---|---|---|
| 10X135:19 | 10W135-19 | | 117 | | | | 10012.5 | | |
| | | | 118+ | | 10W062-BN | 10B062 | 10011.3 | | LS STRIP ROTATION MONITOR |
| | | | 118- | | 10W062-BU | 10B062 | 10011.3 | | LS STRIP ROTATION MONITOR |
| 10X135:20 | 10W135-20 | | 118 | | 10W062-BK | 10B062 | 10011.6 | | LS STRIP ROTATION MONITOR |
| | | | 119+ | | 10W063-BN | 10B063 | 10011.3 | | LS STRIP BROKEN CRADLE |
| | | | 119- | | 10W063-BU | 10B063 | 10011.3 | | LS STRIP BROKEN CRADLE |
| 10X135:21 | 10W135-21 | | 119 | | 10W063-BK | 10B063 | 10011.6 | | LS STRIP BROKEN CRADLE |
| | | | 120+ | | 10W064-BN | 10B064 | 10011.3 | | LS STRIP MAGAZINE LOADED |
| | | | 120- | | 10W064-BU | 10B064 | 10011.3 | | LS STRIP MAGAZINE LOADED |
| 10X135:22 | 10W135-22 | | 120 | | 10W064-BK | 10B064 | 10011.6 | | LS STRIP MAGAZINE LOADED |
| | | | 121+ | | | | 10011.3 | | |
| | | | 121- | | | | 10011.3 | | |
| 10X135:23 | 10W135-23 | | 121 | | | | 10011.6 | | |
| | | | 122+ | | | | 10011.3 | | |
| | | | 122- | | | | 10011.3 | | |
| 10X135:24 | 10W135-24 | | 122 | | | | 10011.6 | | |
| | | | E11 | | | | | | |
| 10X136:1 | 10W136-1 | | 123 | | 10W115-1 | 10S002:13 | 10011.3 | | PACKAGING MATERIAL SPLICE BUTTON |
| 10X136:15 | 10W136-15 | | 124 | | 10W115-2 | 10S002:14 | 10011.6 | | PACKAGING MATERIAL SPLICE BUTTON |
| 10X136:16 | 10W136-16 | | 125 | | 10W115-3 | 10S003:14 | 10011.6 | | LOCK NEW PACKAGING MATERIAL BUTTON |
| 10X136:17 | 10W136-17 | | 126 | | 10W115-4 | 10S003:X1 | 10014.4 | | LOCK NEW PACKAGING MATERIAL BUTTON |
| | | | 127 | | 10W115-5 | 10S003:X2 | 10014.7 | | LOCK NEW PACKAGING MATERIAL BUTTON |
| 10X136:E | 10W136-GNYE | | E12 | | 10W115-GNYE | | 10011.6 | | |
| | | | 128 | | | | 1060.7 | | |
| | | | 129 | | | | 1060.7 | | |
| 10X136:18 | 10W136-18 | | 130 | | | | 1060.7 | | |
| 10X136:19 | 10W136-19 | | 131 | | | | 1060.7 | | |
| | | | 132 | | | | 1060.7 | | |
| | | | 133 | | | | 1060.7 | | |
| 10X136:20 | 10W136-20 | | 134 | | | | 1060.7 | | |

| | | | | | |
|---|---|---|---|---|---|
| Drawing remarks | Tetra Pak | Designer JNT | Date 2010-08-20 | Machine TETRA PAK A1 for TCA | |
| | | ECM No 445015 | Denomination TERMINAL STRIP OVERVIEW | Page Type TERMINAL STRIP OVERVIEW | |
| | Company Tetra Pak | Document No. 2817282-0006 | Doc. type ELD | Version AG | Page 005 |

RELEASED

This drawing must not without the consent of Tetra Pak be copied, transmitted or disclosed to any third party.

| 1 | 2 | 3 | 4 | 5 | 6 | 7 | 8 | 9 | 10 |
|---|---|---|---|---|---|---|---|---|---|

Terminal strip of 2817282-0003

10X130

| From | Cable | Internal Jumper | Terminal | External Jumper | Cable | To | Page.Col. | Option | Function text |
|---|---|---|---|---|---|---|---|---|---|
| 10X136:21 | 10W136-21 | | ' 135 | | | | 1060.7 | | |
| | | | ' 136 | | | | | | |
| | | | ' 137 | | | | | | |
| | | | ' E13 | | | | | | |

Drawing remarks

Tetra Pak

| Designer | Date | Machine |
|---|---|---|
| JNT | 2010-08-20 | TETRA PAK A1 for TCA |

| ECM No | Denomination | Page Type |
|---|---|---|
| 445015 | TERMINAL STRIP OVERVIEW | TERMINAL STRIP OVERVIEW |

| Company | Document No. | Doc. type | Version | Page |
|---|---|---|---|---|
| Tetra Pak | 2817282-0006 | ELD | AG | 006 |

RELEASED

This drawing must not without the consent of Tetra Pak be copied, transmitted or disclosed to any third party.

## Terminal strip of 2817282-0003 30X150

| From | Cable | Internal Jumper | Terminal | | External Jumper | Cable | To | Page.Col. | Option | Function text |
|---|---|---|---|---|---|---|---|---|---|---|
| 30X151:E | 30W151-GNYE | | | E1 | | 30W030-GNYE | 30G030:⏚ | 30003.5 | | PEROXIDE PUMP |
| 30X151:1 | 30W151-1 | | | 1 | | 30W030-BN | 30G030:U | 30003.5 | | PEROXIDE PUMP |
| 30X151:2 | 30W151-2 | | | 2 | | 30W030-L.BU | 30G030:N | 30003.5 | | PEROXIDE PUMP |
| | | | | E2 | | | | | | |
| | | | | 3 | | | | | | |
| | | | | 4 | | | | | | |
| | | | | E3 | | | | | | |
| | | | | 5 | | | | | | |
| | | | | 6 | | | | | | |
| | | | | E4 | | | | | | |
| 30X155:3 | 30W155-3 | | | 101 | | 30W066-BK | 30B066 | 30012.5 | | PEROXIDE DRAIN VALVE |
| 30X155:1 | 30W155-1 | | | 101+ | | 30W066-BN | 30B066 | 30012.3 | | PEROXIDE DRAIN VALVE |
| 30X155:2 | 30W155-2 | | | 101- | | 30W066-BU | 30B066 | 30012.3 | | PEROXIDE DRAIN VALVE |
| 30X155:4 | 30W155-4 | | | 102 | | | | 30012.5 | | |
| | | | | 102+ | | | | 30012.3 | | |
| | | | | 102- | | | | 30012.3 | | |
| 30X155:5 | 30W155-5 | | | 103 | | | | 30012.5 | | |
| | | | | 103+ | | | | 30012.3 | | |
| | | | | 103- | | | | 30012.3 | | |
| 30X155:6 | 30W155-6 | | | 104 | | | | 30012.5 | | |
| | | | | 104+ | | | | 30012.3 | | |
| | | | | 104- | | | | 30012.3 | | |
| 30X155:11 | 30W155-11 | | | 105 | | | | 30012.5 | | |
| | | | | 105+ | | | | 30012.3 | | |
| | | | | 105- | | | | 30012.3 | | |
| 30X155:E | 30W155-GNYE | | | E11 | | | | 30026.6 | | |
| 30X155:12 | 30W155-12 | | | 106 | | 30W040-1 | 30G040:- | 30004.5 | | SPRAY PUMP PEROXIDE |
| 30X155:13 | 30W155-13 | | | 107 | | 30W040-2 | 30G040:+ | 30004.6 | | SPRAY PUMP PEROXIDE |
| | | | | E12 | | 30W067-GNYE | 30K067:E | 30026.6 | | PEROXIDE BATH FILLING |
| 30X155:14 | 30W155-14 | | | 108 | | 30W067-1 | 30K067:1 | 30026.4 | | PEROXIDE BATH FILLING |

Drawing remarks

Tetra Pak

Designer: JNT | Date: 2010-08-20 | Machine: TETRA PAK A1 for TCA

ECM No: 445015 | Denomination: TERMINAL STRIP OVERVIEW | Page Type: TERMINAL STRIP OVERVIEW

Company: Tetra Pak | Document No.: 2817282-0006 | Doc. type: ELD | Version: AG | Page: 007

RELEASED

This drawing must not without the consent of Tetra Pak be copied, transmitted or disclosed to any third party.

| 1 | 2 | 3 | 4 | 5 | 6 | 7 | 8 | 9 | 10 |
|---|---|---|---|---|---|---|---|---|---|

Terminal strip of 2817282-0003

30X150

| From | Cable | Internal Jumper | Terminal | External Jumper | Cable | To | Page.Col. | Option | Function text |
|---|---|---|---|---|---|---|---|---|---|
| | | | 109 | | 30W067-2 | 30K067:2 | 30026.6 | | PEROXIDE BATH FILLING |
| | | | E13 | | | | | | |
| 30X155:16 | 30W155-16 | | 110 | | | | 30026.4 | | |
| 30X155:17 | 30W155-17 | | 111 | | | | 30026.6 | | |
| | | | E14 | | | | | | |

| | | | | | |
|---|---|---|---|---|---|
| | Tetra Pak | Designer JNT | Date 2010-08-20 | Machine TETRA PAK A1 for TCA | |
| | | ECM No 445015 | Denomination TERMINAL STRIP OVERVIEW | Page Type TERMINAL STRIP OVERVIEW | |
| Drawing remarks | Company Tetra Pak | Document No. 2817282-0006 | Doc. type ELD | Version AG | Page 008 |

RELEASED

This drawing must not without the consent of Tetra Pak be copied, transmitted or disclosed to any third party.

## Terminal strip of 2817282-0003 30X230

| From | Cable | Internal Jumper | Terminal | | External Jumper | Cable | To | Page.Col. | Option | Function text |
|---|---|---|---|---|---|---|---|---|---|---|
| 30X231:E | 30W231-GNYE | | | E1 | | 30W270-GNYE | | 30005.9 | | |
| 30X231:1 | 30W231-1 | | | 1 | | 30W240 | 30E145 | 30005.2 | | PACKAGING MATERIAL ELEMENT MIDDLE SIDE |
| | | | | 2 | | 30W241-BK | 30E147 | 30005.2 | | PACKAGING MATERIAL ELEMENT MIDDLE SIDE |
| | | | | 3 | | 30W242-BK | 30E149 | 30005.3 | | PACKAGING MATERIAL ELEMENT MIDDLE SIDE |
| | | | | E2 | | | | 30005.3 | | |
| 30X231:2 | 30W231-2 | | | 4 | | 30W250-BK | 30E151 | 30005.4 | | PACKAGING MATERIAL ELEMENT INNER SIDE |
| | | | | 5 | | 30W251-BK | 30E153 | 30005.5 | | PACKAGING MATERIAL ELEMENT INNER SIDE |
| | | | | 6 | | 30W252-BK | 30E155 | 30005.5 | | PACKAGING MATERIAL ELEMENT INNER SIDE |
| | | | | E3 | | | | 30005.6 | | |
| 30X231:3 | 30W231-3 | | | 7 | | 30W260-BK | 30E157 | 30005.7 | | PACKAGING MATERIAL ELEMENT OUTHER SIDE |
| | | | | 8 | | 30W261-BK | 30E159 | 30005.7 | | PACKAGING MATERIAL ELEMENT OUTHER SIDE |
| | | | | 9 | | 30W262-BK | 30E161 | 30005.8 | | PACKAGING MATERIAL ELEMENT OUTHER SIDE |
| | | | | E4 | | | | 30005.9 | | |
| | | | | 10 | | | | | | |
| | | | | 11 | | | | | | |
| 30X232:E1 | 30W232-GNYE | | | E5 | | 30W050-GNYE | 30E050:E | 30007.5 | | AIR SUPERHEATER ELEMENT |
| 30X232:3 | 30W232-3 | | | 12 | | 30W050-BK | 30E050:Z | 30007.3 | | AIR SUPERHEATER ELEMENT |
| 30X232:4 | 30W232-4 | | | 13 | | 30W050-L.BU | 30E050:X | 30007.4 | | AIR SUPERHEATER ELEMENT |
| 30X232:5 | 30W232-5 | | | 14 | | 30W050-BN | 30E050:Y | 30007.4 | | AIR SUPERHEATER ELEMENT |
| | | | | 15 | | | | | | |
| 30X233:E1 | 30W233-GNYE | | | E6 | | 30W126-GNYE | 30E126:E | 30006.4 | | PREHEATING ELEMENT |
| 30X233:1 | 30W233-1 | | | 16 | | 30W126-BK | 30E126:F1 | 30006.2 | | PREHEATING ELEMENT |
| 30X233:2 | 30W233-2 | | | 17 | | 30W126-BN | 30E126:F2 | 30006.3 | | PREHEATING ELEMENT |
| 30X233:3 | 30W233-3 | | | 18 | | 30W126-L.BU | 30E126:0 | 30006.4 | | PREHEATING ELEMENT |
| | | | | E7 | | 30W127-GNYE | 30E127:E | 30006.9 | | HEATING ELEMENT |
| 30X233:4 | 30W233-4 | | | 19 | | 30W127-BK | 30E127:1 | 30006.7 | | HEATING ELEMENT |
| 30X233:5 | 30W233-5 | | | 20 | | 30W127-BN | 30E127:2 | 30006.7 | | HEATING ELEMENT |
| 30X233:6 | 30W233-6 | | | 21 | | 30W127-L.BU | 30E127:0 | 30006.8 | | HEATING ELEMENT |
| | | | | E10 | | 30W235-GNYE | 30X235:E | 30014.5 | | |
| 30X235:1 | 30W235-1 | | | 101+ | | 30W039-BN | 30B039 | 30012.3 | | PRESSURE MONITOR STERILE AIR |

Drawing remarks

Tetra Pak

Designer JNT | Date 2010-08-20 | Machine TETRA PAK A1 for TCA

ECM No 445015 | Denomination TERMINAL STRIP OVERVIEW | Page Type TERMINAL STRIP OVERVIEW

Company Tetra Pak | Document No. 2817282-0006 | Doc. type ELD | Version AG | Page 009

RELEASED

This drawing must not without the consent of Tetra Pak be copied, transmitted or disclosed to any third party.

| 1 | 2 | 3 | 4 | 5 | 6 | 7 | 8 | 9 | 10 |
|---|---|---|---|---|---|---|---|---|---|

Terminal strip of 2817282-0003

30X230

| From | Cable | Internal Jumper | Terminal | External Jumper | Cable | To | Page.Col. | Option | Function text |
|---|---|---|---|---|---|---|---|---|---|
| 30X235:2 | 30W235-2 | | 101- | | 30W039-BU | 30B039 | 30012.3 | | PRESSURE MONITOR STERILE AIR |
| 30X235:3 | 30W235-3 | | 101 | | 30W039-BK | 30B039 | 30012.5 | | PRESSURE MONITOR STERILE AIR |
| | | | 102+ | | | | | | |
| | | | 102- | | | | | | |
| 30X235:4 | 30W235-4 | | 102 | | 30W039-WH | 30B039 | 30012.5 | | PRESSURE MONITOR STERILE AIR |
| | | | 103+ | | 30W110-BN | 30B110 | 30012.3 | | PRESSURE GUARD SQUEE-GEE ROLLER |
| | | | 103- | | 30W110-BU | 30B110 | 30012.3 | | PRESSURE GUARD SQUEE-GEE ROLLER |
| 30X235:6 | 30W235-6 | | 103 | | 30W110-BK | 30B110 | 30012.5 | | PRESSURE GUARD SQUEE-GEE ROLLER |
| | | | 104+ | | 30W034-BN | 30B034 | 30012.3 | | |
| | | | 104- | | 30W034-BU | 30B034 | 30012.3 | | |
| 30X235:7 | 30W235-7 | | 104 | | 30W034-BK | 30B034 | 30012.5 | | |
| | | | 105+ | | 30W051-BN | 30B051:1 | 30012.3 | | |
| | | | 105- | | 30W051-BU | 30B051:3 | 30012.3 | | |
| 30X235:8 | 30W235-8 | | 105 | | 30W051-WH | 30B051:2 | 30012.5 | | |
| | | | 106+ | | 30W111-BN | 30B111 | 30014.3 | | AIR FLOW HEATING CHAMBER |
| | | | 106- | | 30W111-BU | 30B111 | 30014.3 | | AIR FLOW HEATING CHAMBER |
| 30X235:5 | 30W235-5 | | 106 | | 30W111-WH | 30B111 | 30014.5 | | AIR FLOW HEATING CHAMBER |
| | | | 107+ | | | | 30030.2 | | |
| | | | 107- | | | | 30030.2 | | |
| | | | 107 | | | | 30030.3 | | |
| | | | E11 | | 30W115-GNYE | 30B115 | 30008.3 | | LEVEL SENSOR PEROXIDE TANK |
| 30X235:10 | 30W235-10 | | 108 | | 30W115-2 | 30B115 | 30008.3 | | LEVEL SENSOR PEROXIDE TANK |
| 30X235:11 | 30W235-11 | | 109 | | 30W115-1 | 30B115 | 30008.3 | | LEVEL SENSOR PEROXIDE TANK |
| | | | E12 | | 30W116-GNYE | 30B116 | 30008.3 | | LEVEL SENSOR PEROXIDE BATH |
| 30X235:12 | 30W235-12 | | 110 | | 30W116-2 | 30B116 | 30008.3 | | LEVEL SENSOR PEROXIDE BATH |
| 30X235:13 | 30W235-13 | | 111 | | 30W116-1 | 30B116 | 30008.3 | | LEVEL SENSOR PEROXIDE BATH |
| 30X235:14 | 30W235-14 | | 112 | | 30W116-3 | 30B117 | 30008.3 | | LEVEL SENSOR PEROXIDE BATH |
| | | | 113 | | | | | | |
| | | | 114 | | | | | | |
| | | | E13 | | 30W078-GNYE | 30B078 | 30008.3 | | LEVEL SENSOR SPRAY CANISTER |

Drawing remarks

Tetra Pak

| Designer | Date | Machine |
|---|---|---|
| JNT | 2010-08-20 | TETRA PAK A1 for TCA |

| ECM No | Denomination | Page Type |
|---|---|---|
| 445015 | TERMINAL STRIP OVERVIEW | TERMINAL STRIP OVERVIEW |

| Company | Document No. | Doc. type | Version | Page |
|---|---|---|---|---|
| Tetra Pak | 2817282-0006 | ELD | AG | 010 |

RELEASED

This drawing must not without the consent of Tetra Pak be copied, transmitted or disclosed to any third party.

1 2 3 4 5 6 7 8 9 10

## Terminal strip of 2817282-0003 30X230

| From | Cable | Internal Jumper | Terminal | | External Jumper | Cable | To | Page.Col. | Option | Function text |
|---|---|---|---|---|---|---|---|---|---|---|
| 30X235:17 | 30W235-17 | | • | 115 | | 30W078-3 | 30B078 | 30008.3 | | LEVEL SENSOR SPRAY CANISTER |
| 30X235:18 | 30W235-18 | | • | 116 | | 30W078-2 | 30B078:1 | 30008.3 | | LEVEL SENSOR SPRAY CANISTER |
| 30X235:19 | 30W235-19 | | • | 117 | | 30W078-1 | 30B079:2 | 30008.3 | | LEVEL SENSOR SPRAY CANISTER |
| | | | • | E14 | | | | 30026.6 | | |
| 30X235:20 | 30W235-20 | | • | 118 | | | | 30026.4 | | |
| | | | • | 119 | | | | 30026.6 | | |
| | | | | E15 | | 30W038-GNYE | 30K038:E | 30023.6 | | STERILE AIR VALVE |
| 30X235:21 | 30W235-21 | | • | 120 | | 30W038-1 | 30K038:1 | 30023.3 | | STERILE AIR VALVE |
| | | | • | 121 | | 30W038-2 | 30K038:2 | 30023.6 | | STERILE AIR VALVE |
| | | | | E16 | | 30W075-GNYE | 30K075:E | 30027.6 | | AIR VENTING SPRAY CANISTER |
| 30X235:22 | 30W235-22 | | • | 122 | | 30W075-1 | 30K075:1 | 30027.4 | | AIR VENTING SPRAY CANISTER |
| | | | • | 123 | | 30W075-2 | 30K075:2 | 30027.6 | | AIR VENTING SPRAY CANISTER |
| | | | | E17 | | 30W076-GNYE | 30K076:E | 30023.6 | | PEROXIDE FILLING SPRAY CANISTER |
| 30X235:23 | 30W235-23 | | • | 124 | | 30W076-1 | 30K076:1 | 30023.3 | | PEROXIDE FILLING SPRAY CANISTER |
| | | | • | 125 | | 30W076-2 | 30K076:2 | 30023.6 | | PEROXIDE FILLING SPRAY CANISTER |
| | | | | E18 | | 30W077-GNYE | 30K077:E | 30027.6 | | PEROXIDE SPRAY VALVE |
| 30X235:24 | 30W235-24 | | • | 126 | | 30W077-1 | 30K077:1 | 30027.4 | | PEROXIDE SPRAY VALVE |
| | | | • | 127 | | 30W077-2 | 30K077:2 | 30027.6 | | PEROXIDE SPRAY VALVE |
| | | | • | E19 | | | | | | |
| 30X236:1 | 30W236-1 | | • | 128 | | 30W210-BN | 30F210:+24V | 1023.8 | | |
| 30X236:2 | 30W236-2 | | • | 129 | | 30W210-WH | 30F210 | 1023.8 | | |
| 30X236:3 | 30W236-3 | | • | 130 | | 30W210-BU | 30F210:0V | 1023.8 | | |
| 30X236:4 | 30W236-4 | | • | 131 | | 30W210-BK | 30F210:LOCK | 1023.8 | | |
| 30X236:5 | 30W236-5 | | • | 132 | | 30W210-GY | 30F210:INFO | 1023.8 | | |
| 30X236:E | 30W236-GNYE | | | E20 | | | | 1023.8 | | |
| 30X235:15 | 30W235-15 | | • | 133 | | 30W080-1 | 30K080:1 | 30022.4 | | DRAIN VALVE CONDENSER |
| | | | • | 134 | | 30W080-2 | 30K080:2 | 30022.5 | | DRAIN VALVE CONDENSER |
| | | | | E21 | | 30W080-GNYE | 30K080:⏚ | 30022.5 | | DRAIN VALVE CONDENSER |
| 30X235:16 | 30W235-16 | | • | 135 | | 30W081-1 | 30K081:1 | 30028.4 | | WATER INLET CONDENSER |
| | | | • | 136 | | 30W081-2 | 30K081:2 | 30028.5 | | WATER INLET CONDENSER |

Drawing remarks

Tetra Pak

Designer JNT | Date 2010-08-20 | Machine TETRA PAK A1 for TCA

ECM No 445015 | Denomination TERMINAL STRIP OVERVIEW | Page Type TERMINAL STRIP OVERVIEW

Company Tetra Pak | Document No. 2817282-0006 | Doc. type ELD | Version AG | Page 011

RELEASED

This drawing must not without the consent of Tetra Pak be copied, transmitted or disclosed to any third party.

| 1 | 2 | 3 | 4 | 5 | 6 | 7 | 8 | 9 | 10 |
|---|---|---|---|---|---|---|---|---|---|

Terminal strip of 2817282-0003

30X230

| From | Cable | Internal Jumper | Terminal | External Jumper | Cable | To | Page.Col. | Option | Function text |
|---|---|---|---|---|---|---|---|---|---|
| | | | E22 | | 30W081-GNYE | 30K081:⏚ | 30028.5 | | WATER INLET CONDENSER |
| | | | 137 | | | | | | |
| | | | 138 | | | | | | |
| | | | 139 | | | | | | |
| | | | 140 | | | | | | |
| | | | E23 | | | | | | |

Drawing remarks

Tetra Pak

| Designer | Date | Machine |
|---|---|---|
| JNT | 2010-08-20 | TETRA PAK A1 for TCA |

| ECM No | Denomination | Page Type |
|---|---|---|
| 445015 | TERMINAL STRIP OVERVIEW | TERMINAL STRIP OVERVIEW |

| Company | Document No. | Doc. type | Version | Page |
|---|---|---|---|---|
| Tetra Pak | 2817282-0006 | ELD | AG | 012 |

RELEASED

This drawing must not without the consent of Tetra Pak be copied, transmitted or disclosed to any third party.

Terminal strip of 2817282-0003

40X250

| From | Cable | Internal Jumper | Terminal | | External Jumper | Cable | To | Page.Col. | Option | Function text |
|---|---|---|---|---|---|---|---|---|---|---|
| 40X251:E | 40W251-GNYE | | | E1 | | 40W161-GNYE | 40X161:E1 | 40004.6 | | SHORT STOP ELEMENT |
| 40X251:1 | 40W251-1 | | | 1 | | 40W161-BN | 40X161:1 | 40004.5 | | SHORT STOP ELEMENT |
| 40X251:2 | 40W251-2 | | | 2 | | 40W161-L.BU | 40X161:2 | 40004.5 | | SHORT STOP ELEMENT |
| | | | | E2 | | 40W195-GNYE | 40E195:E | 40005.6 | | LS HEATING ELEMENT |
| 40X251:3 | 40W251-3 | | | 3 | | 40W195-1 | 40E195:1 | 40005.5 | | LS HEATING ELEMENT |
| 40X251:4 | 40W251-4 | | | 4 | | 40W195-2 | 40E195:2 | 40005.5 | | LS HEATING ELEMENT |
| | | | | E3 | | | | | | |
| | | | | 5 | | | | | | |
| | | | | 6 | | | | | | |
| | | | | E4 | | | | | | |
| | | | | E10 | | 40W255-GNYE | 40X255:E | 40009.5 | | |
| 40X255:1 | 40W255-1 | | | 101+ | | 40W001-BN | 40B001 | 40009.3 | | CLEANING PIPE/BLANK PLUG IN POSITION |
| 40X255:2 | 40W255-2 | | | 101- | | 40W001-BU | 40B001 | 40009.3 | | CLEANING PIPE/BLANK PLUG IN POSITION |
| 40X255:3 | 40W255-3 | | | 101 | | 40W001-BK | 40B001 | 40009.5 | | CLEANING PIPE/BLANK PLUG IN POSITION |
| | | | | 102+ | | 40W002-BN | 40B002 | 40009.3 | | CLEANING PIPE IN POSITION, BRANCH PIPE |
| | | | | 102- | | 40W002-BU | 40B002 | 40009.3 | | CLEANING PIPE IN POSITION, BRANCH PIPE |
| 40X255:4 | 40W255-4 | | | 102 | | 40W002-BK | 40B002 | 40009.5 | | CLEANING PIPE IN POSITION, BRANCH PIPE |
| | | | | 103+ | | 40W003-BN | 40B003 | 40009.3 | | PRODUCT PIPE IN POSITION FOR PRODUCTION |
| | | | | 103- | | 40W003-BU | 40B003 | 40009.3 | | PRODUCT PIPE IN POSITION FOR PRODUCTION |
| 40X255:5 | 40W255-5 | | | 103 | | 40W003-BK | 40B003 | 40009.5 | | PRODUCT PIPE IN POSITION FOR PRODUCTION |
| | | | | 104+ | | | | 40009.3 | | |
| | | | | 104- | | | | 40009.3 | | |
| 40X255:6 | 40W255-6 | | | 104 | | | | 40009.5 | | |
| | | | | 105+ | | | | 40009.3 | | |
| | | | | 105- | | | | 40009.3 | | |
| 40X255:7 | 40W255-7 | | | 105 | | | | 40009.5 | | |
| | | | | 106+ | | 40W006-BN | 40B006 | 40009.3 | | PRODUCT PIPE IN POSITION |
| | | | | 106- | | 40W006-BU | 40B006 | 40009.3 | | PRODUCT PIPE IN POSITION |
| 40X255:8 | 40W255-8 | | | 106 | | 40W006-BK | 40B006 | 40009.5 | | PRODUCT PIPE IN POSITION |
| | | | | 107+ | | | | 40009.3 | | |

Drawing remarks

Tetra Pak

Designer JNT | Date 2010-08-20 | Machine TETRA PAK A1 for TCA

ECM No 445015 | Denomination TERMINAL STRIP OVERVIEW | Page Type TERMINAL STRIP OVERVIEW

Company Tetra Pak | Document No. 2817282-0006 | Doc. type ELD | Version AG | Page 013

RELEASED

This drawing must not without the consent of Tetra Pak
be copied, transmitted or disclosed to any third party.

| 1 | 2 | 3 | 4 | 5 | 6 | 7 | 8 | 9 | 10 |
|---|---|---|---|---|---|---|---|---|---|

Terminal strip of 2817282-0003

40X250

| From | Cable | Internal Jumper | Terminal | External Jumper | Cable | To | Page.Col. | Option | Function text |
|---|---|---|---|---|---|---|---|---|---|
| | | | 107- | | | | 40009.3 | | |
| 40X255:9 | 40W255-9 | | 107 | | | | 40009.5 | | |
| | | | 108+ | | 40W012-BN | 40B012 | 40009.3 | | A-VALVE CLOSED, NO PRODUCT |
| | | | 108- | | 40W012-BU | 40B012 | 40009.3 | | A-VALVE CLOSED, NO PRODUCT |
| 40X255:10 | 40W255-10 | | 108 | | 40W012-BK | 40B012 | 40009.5 | | A-VALVE CLOSED, NO PRODUCT |
| | | | 109+ | | 40W013-BN | 40B013 | 40010.3 | | C-VALVE CLOSED, NO STEAM BARRIER |
| | | | 109- | | 40W013-BU | 40B013 | 40010.3 | | C-VALVE CLOSED, NO STEAM BARRIER |
| 40X255:11 | 40W255-11 | | 109 | | 40W013-BK | 40B013 | 40010.5 | | C-VALVE CLOSED, NO STEAM BARRIER |
| | | | 110+ | | 40W014-BN | 40B014 | 40010.3 | | B-VALVE OPEN |
| | | | 110- | | 40W014-BU | 40B014 | 40010.3 | | B-VALVE OPEN |
| 40X255:12 | 40W255-12 | | 110 | | 40W014-BK | 40B014 | 40010.5 | | B-VALVE OPEN |
| | | | 111+ | | 40W015-BN | 40B015 | 40010.3 | | REGULATING VALVE OPEN |
| | | | 111- | | 40W015-BU | 40B015 | 40010.3 | | REGULATING VALVE OPEN |
| 40X255:13 | 40W255-13 | | 111 | | 40W015-BK | 40B015 | 40010.5 | | REGULATING VALVE OPEN |
| | | | 112+ | | 40W028-BN | 40B028 | 40010.3 | | SWING BEND IN POSITION FOR PRODUCTION |
| | | | 112- | | 40W028-BU | 40B028 | 40010.3 | | SWING BEND IN POSITION FOR PRODUCTION |
| 40X255:14 | 40W255-14 | | 112 | | 40W028-BK | 40B028 | 40010.5 | | SWING BEND IN POSITION FOR PRODUCTION |
| | | | 113+ | | 40W029-BN | 40B029 | 40010.3 | | SWING BEND IN POSITION FOR CLEANING |
| | | | 113- | | 40W029-BU | 40B029 | 40010.3 | | SWING BEND IN POSITION FOR CLEANING |
| 40X255:15 | 40W255-15 | | 113 | | 40W029-BK | 40B029 | 40010.5 | | SWING BEND IN POSITION FOR CLEANING |
| | | | 114+ | | | | 40010.3 | | |
| | | | 114- | | | | 40010.3 | | |
| 40X255:16 | 40W255-16 | | 114 | | | | 40010.5 | | |
| | | | 115+ | | | | 40010.3 | | |
| | | | 115- | | | | 40010.3 | | |
| 40X255:17 | 40W255-17 | | 115 | | | | 40010.5 | | |
| | | | 116+ | | | | 40019.3 | | |
| | | | 116- | | | | 40019.3 | | |
| | | | 116 | | | | 40019.4 | | |
| | | | 117+ | | | | 40010.3 | | |

Drawing remarks

Tetra Pak

| Designer | Date | Machine |
|---|---|---|
| JNT | 2010-08-20 | TETRA PAK A1 for TCA |

| ECM No | Denomination | Page Type |
|---|---|---|
| 445015 | TERMINAL STRIP OVERVIEW | TERMINAL STRIP OVERVIEW |

| Company | Document No. | Doc. type | Version | Page |
|---|---|---|---|---|
| Tetra Pak | 2817282-0006 | ELD | AG | 014 |

RELEASED

This drawing must not without the consent of Tetra Pak be copied, transmitted or disclosed to any third party.

Terminal strip of 2817282-0003

40X250

| From | Cable | Internal Jumper | Terminal | External Jumper | Cable | To | Page.Col. | Option | Function text |
|---|---|---|---|---|---|---|---|---|---|
| | | | 117- | | | | 40010.3 | | |
| | | | 117 | | | | | | |
| 40X256:E | 40W256-GNYE | | E11 | | 40W016-GNYE | | 40007.3 | | |
| 40X256:1 | 40W256-1 | | 118 | | 40W016-1 | 40B016 | 40007.3 | | MEMBRANE LEAKAGE |
| 40X256:2 | 40W256-2 | | 119 | | 40W016-2 | 40B016 | 40007.3 | | MEMBRANE LEAKAGE |
| | | | E12 | | 40W091-GNYE | 40B091:GNYE | 40012.4 | | |
| | | | 120 | | 40W091-2 | 40B091:2 | 40012.4 | | |
| | | | 121 | | 40W091-1 | 40B091:1 | 40012.4 | | |
| 40X256:3 | 40W256-3 | | 122 | | 40W091-3 | 40B091:3 | 40012.4 | | |
| | | | E13 | | | | | | |

Drawing remarks

Tetra Pak

| Designer | Date | Machine |
|---|---|---|
| JNT | 2010-08-20 | TETRA PAK A1 for TCA |

| ECM No | Denomination | Page Type |
|---|---|---|
| 445015 | TERMINAL STRIP OVERVIEW | TERMINAL STRIP OVERVIEW |

| Company | Document No. | Doc. type | Version | Page |
|---|---|---|---|---|
| Tetra Pak | 2817282-0006 | ELD | AG | 015 |

RELEASED

This drawing must not without the consent of Tetra Pak be copied, transmitted or disclosed to any third party.

1 2 3 4 5 6 7 8 9 10

Terminal strip of 2817282-0003

50X330

| From | Cable | Internal Jumper | Terminal | | External Jumper | Cable | To | Page.Col. | Option | Function text |
|---|---|---|---|---|---|---|---|---|---|---|
| 50X331:E | 50W331-GNYE | | | E1 | | 50W010-GNYE | 50E010:E | 50003.3 | | LIGHT 1 IN MACHINE BODY |
| 50X331:1 | 50W331-1 | | | 1 | | 50W010-1 | 50E010:1 | 50003.2 | | LIGHT 1 IN MACHINE BODY |
| 50X331:2 | 50W331-2 | | | 2 | | 50W010-2 | 50E010:2 | 50003.3 | | LIGHT 1 IN MACHINE BODY |
| | | | | E2 | | 50W011-GNYE | 50E011:E | 50003.6 | | LIGHT 2 IN MACHINE BODY |
| | | | | 3 | | 50W011-1 | 50E011:1 | 50003.5 | | LIGHT 2 IN MACHINE BODY |
| | | | | 4 | | 50W011-2 | 50E011:2 | 50003.6 | | LIGHT 2 IN MACHINE BODY |
| | | | | E3 | | | | | | |
| | | | | 5 | | | | | | |
| | | | | 6 | | | | | | |
| | | | | E4 | | | | | | |
| 50X335:E | 50W335-GNYE | | | E10 | | | | 50009.5 | | |
| 50X335:1 | 50W335-1 | | | 51+ | | 50W030-BN | 50B030 | 50007.3 | | JAW SYNCHRONIZER |
| 50X335:2 | 50W335-2 | | | 51- | | 50W030-BU | 50B030 | 50007.3 | | JAW SYNCHRONIZER |
| 50X335:3 | 50W335-3 | | | 51 | | 50W030-BK | 50B030 | 50007.5 | | JAW SYNCHRONIZER |
| | | | | 52+ | | 50W031-BN | 50B031 | 50007.3 | | JAW DETECTION FIRST JAW |
| | | | | 52- | | 50W031-BU | 50B031 | 50007.3 | | JAW DETECTION FIRST JAW |
| 50X335:4 | 50W335-4 | | | 52 | | 50W031-BK | 50B031 | 50007.5 | | JAW DETECTION FIRST JAW |
| | | | | 53+ | | 50W060-1 | 50B060:13 | 50009.3 | | PRESSURE MONITOR LUBRICATION OIL |
| | | | | 53- | | | | 50009.3 | | |
| 50X335:5 | 50W335-5 | | | 53 | | 50W060-2 | 50B060:14 | 50009.5 | | PRESSURE MONITOR LUBRICATION OIL |
| | | | | 54+ | | 50W061-1 | 50B061:2 | 50009.3 | | LEVEL MONITOR LUBRICATION OIL |
| | | | | 54- | | | | 50009.3 | | |
| 50X335:6 | 50W335-6 | | | 54 | | 50W061-2 | 50B061:3 | 50009.5 | | LEVEL MONITOR LUBRICATION OIL |
| | | | | 55+ | | 50W015-BN | 50B015 | 50009.3 | | JAW SYSTEM OVERLOAD 1 |
| | | | | 55- | | 50W015-BU | 50B015 | 50009.3 | | JAW SYSTEM OVERLOAD 1 |
| 50X335:7 | 50W335-7 | | | 55 | | 50W015-BK | 50B015 | 50009.5 | | JAW SYSTEM OVERLOAD 1 |
| | | | | 56+ | | 52W026-BN | 52B026 | 50009.3 | | JAW SYSTEM OVERLOAD 2, |
| | | | | 56- | | 52W026-BU | 52B026 | 50009.3 | | JAW SYSTEM OVERLOAD 2, |
| 50X335:8 | 50W335-8 | | | 56 | | 52W026-BK | 52B026 | 50009.5 | | JAW SYSTEM OVERLOAD 2, |
| | | | | 57+ | | | | 1030.2 | | |

Drawing remarks

Tetra Pak

| | | | |
|---|---|---|---|
| Designer JNT | Date 2010-08-20 | Machine TETRA PAK A1 for TCA | |
| ECM No 445015 | Denomination TERMINAL STRIP OVERVIEW | Page Type TERMINAL STRIP OVERVIEW | |
| Company Tetra Pak | Document No. 2817282-0006 | Doc. type ELD | Version AG | Page 016 |

RELEASED

This drawing must not without the consent of Tetra Pak
be copied, transmitted or disclosed to any third party.

1 2 3 4 5 6 7 8 9 10

Terminal strip of 2817282-0003

50X330

| From | Cable | Internal Jumper | Terminal | External Jumper | Cable | To | Page.Col. | Option | Function text |
|---|---|---|---|---|---|---|---|---|---|
| | | | 57- | | | | 1030.2 | | |
| 50X335:9 | 50W335-9 | | 57 | | | | 1030.4 | | |
| | | | 58+ | | 52W040-BN | 52B040 | 50009.3 | | PACKAGE JAW JAM TRANSMITTER |
| | | | 58- | | 52W040-BU | 52B040 | 50009.3 | | PACKAGE JAW JAM TRANSMITTER |
| | | | 58 | | 52W040-BK | 52B040 | 50009.5 | | PACKAGE JAW JAM TRANSMITTER |
| | | | 59+ | | 52W041-BN | 52B041 | 50009.3 | | PACKAGE JAW JAM SENSOR |
| | | | 59- | | 52W041-BU | 52B041 | 50009.3 | | PACKAGE JAW JAM SENSOR |
| 50X335:10 | 50W335-10 | | 59 | | 52W041-BK | 52B041 | 50009.5 | | PACKAGE JAW JAM SENSOR |
| | | | 60+ | | 52W062-1 | 52B062:13 | 50009.3 | | PRESSURE MONITOR LUBRICATION BEARINGS |
| | | | 60- | | | | 50009.3 | | |
| 50X335:13 | 50W335-13 | | 60 | | 52W062-2 | 52B062:14 | 50009.5 | | PRESSURE MONITOR LUBRICATION BEARINGS |
| | | | E11 | | | | | | |
| 50X335:11 | 50W335-11 | | 110 | | 50W072-1 | 50K072:1 | 50014.4 | | WATER SUPPLY JAW, 50K072 |
| | | | 111 | | 50W072-2 | 50K072:2 | 50014.5 | | WATER SUPPLY JAW, 50K072 |
| | | | E12 | | 50W072-GNYE | 50K072:⏚ | 50014.5 | | WATER SUPPLY JAW, 50K072 |
| 50X335:12 | 50W335-12 | | 112 | | 52W071-1 | 52K071 | 50013.4 | | LUBRICATION BEARINGS |
| | | | 113 | | 52W071-2 | 52K071 | 50013.6 | | LUBRICATION BEARINGS |
| | | | E13 | | 52W071-GNYE | 52K071 | 50013.6 | | LUBRICATION BEARINGS |
| | | | 114 | | | | 1060.7 | | |
| | | | 115 | | | | 1060.7 | | |
| 50X335:18 | 50W335-18 | | 116 | | | | 1060.7 | | |
| 50X335:19 | 50W335-19 | | 117 | | | | 1060.7 | | |
| | | | 118 | | | | 1060.7 | | |
| | | | 119 | | | | 1060.7 | | |
| 50X335:20 | 50W335-20 | | 120 | | | | 1060.7 | | |
| 50X335:21 | 50W335-21 | | 121 | | | | 1060.7 | | |
| | | | E14 | | | | | | |
| | | | 122 | | | | | | |
| | | | 123 | | | | | | |
| | | | 124 | | | | | | |

Drawing remarks

Tetra Pak

Designer JNT | Date 2010-08-20 | Machine TETRA PAK A1 for TCA

ECM No 445015 | Denomination TERMINAL STRIP OVERVIEW | Page Type TERMINAL STRIP OVERVIEW

Company Tetra Pak | Document No. 2817282-0006 | Doc. type ELD | Version AG | Page 017

RELEASED

This drawing must not without the consent of Tetra Pak be copied, transmitted or disclosed to any third party.

| 1 | 2 | 3 | 4 | 5 | 6 | 7 | 8 | 9 | 10 |
|---|---|---|---|---|---|---|---|---|---|

Terminal strip of 2817282-0003

50X330

| From | | Cable | Internal Jumper | Terminal | External Jumper | Cable | | To | Page.Col. | Option | Function text |
|---|---|---|---|---|---|---|---|---|---|---|---|
| | | | | ' 125 | | | | | | | |
| | | | | ' E15 | | | | | | | |
| | | | | | | | | | | | |
| | | | | | | | | | | | |
| | | | | | | | | | | | |
| | | | | | | | | | | | |
| | | | | | | | | | | | |
| | | | | | | | | | | | |
| | | | | | | | | | | | |
| | | | | | | | | | | | |
| | | | | | | | | | | | |
| | | | | | | | | | | | |
| | | | | | | | | | | | |
| | | | | | | | | | | | |
| | | | | | | | | | | | |
| | | | | | | | | | | | |
| | | | | | | | | | | | |
| | | | | | | | | | | | |
| | | | | | | | | | | | |
| | | | | | | | | | | | |
| | | | | | | | | | | | |
| | | | | | | | | | | | |
| | | | | | | | | | | | |
| | | | | | | | | | | | |
| | | | | | | | | | | | |
| | | | | | | | | | | | |
| | | | | | | | | | | | |
| | | | | | | | | | | | |
| | | | | | | | | | | | |
| | | | | | | | | | | | |
| | | | | | | | | | | | |
| | | | | | | | | | | | |
| | | | | | | | | | | | |
| | | | | | | | | | | | |

Drawing remarks

Tetra Pak

| Designer | Date | Machine |
|---|---|---|
| JNT | 2010-08-20 | TETRA PAK A1 for TCA |

| ECM No | Denomination | Page Type |
|---|---|---|
| 445015 | TERMINAL STRIP OVERVIEW | TERMINAL STRIP OVERVIEW |

| Company | Document No. | Doc. type | Version | Page |
|---|---|---|---|---|
| Tetra Pak | 2817282-0006 | ELD | AG | 018 |

RELEASED

This drawing must not without the consent of Tetra Pak be copied, transmitted or disclosed to any third party.

1 2 3 4 5 6 7 8 9 10

Terminal strip of 2817282-0003

70X350

| From | Cable | Internal Jumper | Terminal | | External Jumper | Cable | To | Page.Col. | Option | Function text |
|---|---|---|---|---|---|---|---|---|---|---|
| | | | | E10 | | 70W355-GNYE | 70X355:E | 70004.5 | | |
| 70X355:6 | 70W355-6 | | | 101 | | 70W020-BK | 70K020:12 | 70005.3 | | |
| 70X355:2 | 70W355-2 | | | 102 | | 70W020-BU | 70K020:0 | 70005.6 | | |
| 70X355:7 | 70W355-7 | | | 103 | | 70W020-BN | 70K020:14 | 70005.3 | | |
| | | | | 104 | | | | | | |
| | | | | E11 | | | | | | |
| 70X355:1 | 70W355-1 | | | 105+ | | | | 70004.3 | | |
| | | | | 105- | | | | 70004.3 | | |
| 70X355:3 | 70W355-3 | | | 105 | | | | 70004.5 | | |
| | | | | 106+ | | 70W018-BN | 70B018 | 70004.3 | | CHAIN WASTE PHOTOCELL |
| | | | | 106- | | 70W018-BU | 70B018 | 70004.3 | | CHAIN WASTE PHOTOCELL |
| 70X355:4 | 70W355-4 | | | 106 | | 70W018-BK | 70B018 | 70004.5 | | CHAIN WASTE PHOTOCELL |
| | | | | 107+ | | 70W019-BN | 70B019 | 70004.3 | | CHAIN WASTE PHOTOCELL |
| | | | | 107- | | 70W019-BU | 70B019 | 70004.3 | | CHAIN WASTE PHOTOCELL |
| | | | | 107 | | | | 70004.5 | | |
| | | | | 108+ | | | | 70004.3 | | |
| | | | | 108- | | | | 70004.3 | | |
| 70X355:5 | 70W355-5 | | | 108 | | | | 70004.5 | | |
| | | | | E12 | | | | | | |

Drawing remarks

Tetra Pak

Designer JNT | Date 2010-08-20 | Machine TETRA PAK A1 for TCA

ECM No 445015 | Denomination TERMINAL STRIP OVERVIEW | Page Type TERMINAL STRIP OVERVIEW

Company Tetra Pak | Document No. 2817282-0006 | Doc. type ELD | Version AG | Page 019

RELEASED

This drawing must not without the consent of Tetra Pak be copied, transmitted or disclosed to any third party.

Terminal strip of 2817282-0003

90X100

| From | Cable | Internal Jumper | Terminal | | External Jumper | Cable | To | Page.Col. | Option | Function text |
|---|---|---|---|---|---|---|---|---|---|---|
| | | | | E1 | | 90W101-GNYE | 90X101:E | 90002.6 | | |
| 90X101:1 | 90W101-1 | | | 1 | | | | 90002.3 | | |
| 90X101:2 | 90W101-2 | | | 2 | | | | 90002.6 | | |
| | | | | E2 | | | | | | |
| 90X101:3 | 90W101-3 | | | 3 | | | | 90002.6 | | |
| 90X101:4 | 90W101-4 | | | 4 | | | | 90002.6 | | |
| 90X101:5 | 90W101-5 | | | 5 | | | | 90002.6 | | |
| | | | | E3 | | 90W120-GNYE | 90X120:E1 | 90002.3 | | |
| 90X101:6 | 90W101-6 | | | 6 | | 90W120-1 | 90X120:1 | 90002.3 | | |
| 90X101:7 | 90W101-7 | | | 7 | | 90W120-2 | 90X120:2 | 90002.3 | | |
| 90X101:8 | 90W101-8 | | | 8 | | 90W120-4 | 90X120:4 | 90002.6 | | |
| 90X101:9 | 90W101-9 | | | 9 | | 90W120-3 | 90X120:3 | 90002.6 | | |
| | | | | E4 | | | | | | |
| 90X101:10 | 90W101-10 | | | 10 | | | | 90002.6 | | |
| | | | | 11 | | | | 90002.3 | | |
| 90X101:11 | 90W101-11 | | | 12 | | | | 90002.6 | | |
| 90X101:12 | 90W101-12 | | | 13 | | | | 90002.6 | | |
| 90X101:13 | 90W101-13 | | | 14 | | | | 90002.6 | | |
| 90X101:14 | 90W101-14 | | | 15 | | | | 90002.6 | | |
| 90X101:15 | 90W101-15 | | | 16 | | | | 90002.6 | | |
| 90X101:16 | 90W101-16 | | | 17 | | | | 90002.6 | | |
| | | | | E5 | | | | | | |
| | | | | 18 | | | | 90002.3 | | |
| 90X101:17 | 90W101-17 | | | 19 | | | | 90002.6 | | |
| 90X101:18 | 90W101-18 | | | 20 | | | | 90002.6 | | |
| 90X101:19 | 90W101-19 | | | 21 | | | | 90002.6 | | |
| 90X101:20 | 90W101-20 | | | 22 | | | | 90002.6 | | |
| | | | | E6 | | | | | | |
| | | | | 23 | | 90W110-BN | 90B110 | 90002.3 | | EXTERNAL PACKAGE COUNTER |
| | | | | 24 | | 90W110-BU | 90B110 | 90002.3 | | EXTERNAL PACKAGE COUNTER |

Drawing remarks

Tetra Pak

| | | | |
|---|---|---|---|
| Designer JNT | Date 2010-08-20 | Machine TETRA PAK A1 for TCA | |
| ECM No 445015 | Denomination TERMINAL STRIP OVERVIEW | Page Type TERMINAL STRIP OVERVIEW | |
| Company Tetra Pak | Document No. 2817282-0006 | Doc. type ELD | Version AG / Page 020 |

RELEASED

This drawing must not without the consent of Tetra Pak
be copied, transmitted or disclosed to any third party.

Terminal strip of 2817282-0003

90X100

| From | Cable | Internal Jumper | Terminal | External Jumper | Cable | To | Page.Col. | Option | Function text |
|---|---|---|---|---|---|---|---|---|---|
| 90X101:21 | 90W101-21 | | 25 | | 90W110-BK | 90B110 | 90002.6 | | EXTERNAL PACKAGE COUNTER |
| | | | 26 | | 90W120-5 | 90X120:5 | 90002.3 | | |
| 90X101:22 | 90W101-22 | | 27 | | 90W120-6 | 90X120:6 | 90002.6 | | |
| | | | 28 | | | | | | |
| | | | E7 | | | | | | |
| | | | 29 | | | | | | |
| | | | 30 | | | | | | |
| | | | 31 | | | | | | |
| | | | 32 | | | | | | |
| | | | 33 | | | | | | |
| | | | 34 | | | | | | |
| | | | 35 | | | | | | |
| | | | E8 | | | | | | |

Drawing remarks

Tetra Pak

| | | | |
|---|---|---|---|
| Designer JNT | Date 2010-08-20 | Machine TETRA PAK A1 for TCA | |
| ECM No 445015 | Denomination TERMINAL STRIP OVERVIEW | Page Type TERMINAL STRIP OVERVIEW | |
| Company Tetra Pak | Document No. 2817282-0006 | Doc. type ELD | Version AG | Page 021 |

RELEASED

This drawing must not without the consent of Tetra Pak
be copied, transmitted or disclosed to any third party.

| 1 | 2 | 3 | 4 | 5 | 6 | 7 | 8 | 9 | 10 |
|---|---|---|---|---|---|---|---|---|---|

Terminal strip of 2817282-0003

90X120

| From | Cable | Internal Jumper | Terminal | | External Jumper | Cable | To | Page.Col. | Option | Function text |
|---|---|---|---|---|---|---|---|---|---|---|
| 90X100:E3 | 90W120-GNYE | | | E1 | | 01W490-GNYE | | 90002.3 | | |
| 90X100:6 | 90W120-1 | | ' | 1 | | 01W490-1 | 01F490:11 | 90002.3 | | EMERGENCY STOP CONVEYOR |
| 90X100:7 | 90W120-2 | | ' | 2 | | 01W490-2 | 01F490:21 | 90002.3 | | EMERGENCY STOP CONVEYOR |
| 90X100:9 | 90W120-3 | | ' | 3 | | 01W490-3 | 01F490:22 | 90002.5 | | EMERGENCY STOP CONVEYOR |
| 90X100:8 | 90W120-4 | | ' | 4 | | 01W490-4 | 01F490:12 | 90002.5 | | EMERGENCY STOP CONVEYOR |
| 90X100:26 | 90W120-5 | | ' | 5 | | 90W121-1 | 90S121:13 | 90002.3 | | STOP BUTTON CONVEYOR |
| 90X100:27 | 90W120-6 | | ' | 6 | | 90W121-2 | 90S121:14 | 90002.5 | | STOP BUTTON CONVEYOR |
| | | | | E2 | | 90W121-GNYE | | 90002.3 | | |

Drawing remarks

Tetra Pak

| Designer | Date | Machine |
|---|---|---|
| JNT | 2010-08-20 | TETRA PAK A1 for TCA |

| ECM No | Denomination | Page Type |
|---|---|---|
| 445015 | TERMINAL STRIP OVERVIEW | TERMINAL STRIP OVERVIEW |

| Company | Document No. | Doc. type | Version | Page |
|---|---|---|---|---|
| Tetra Pak | 2817282-0006 | ELD | AG | 022 |

# 8 Lista de conexiones de cables

## Acerca del capítulo Lista de conexiones de cables

Este capítulo contiene la lista de todas las conexiones de los cables utilizadas en la máquina.

RELEASED

This drawing must not without the consent of Tetra Pak be copied, transmitted or disclosed to any third party.

## Cable Connection List of 2817282-0003

| From | Cable | To | Page.Col. | Option |
|---|---|---|---|---|
| | **01W005** | | | |
| 10X110:1 | WH | 40X140:1 | 40003.4 | |
| 10X110:2 | BN | 40X140:2 | 40003.4 | |
| | SH | | | |
| 40T040:19 | SH | | 40003.2 | |
| | **01W006** | | | |
| 40X140:1 | WH | 50X150:1 | 50004.4 | |
| 40X140:2 | BN | 50X150:2 | 50004.4 | |
| 50T050:16 | SH | | 50004.2 | |
| | **01W007** | | | |
| 50X150:1 | WH | 70X170:1 | 70002.4 | |
| 50X150:2 | BN | 70X170:2 | 70002.4 | |
| 70T070:16 | SH | | 70002.2 | |
| | **01W008** | | | |
| 01X009:4 | WH | :01K104:1 | 1031.7 | |
| 01X009:5 | BN | :01K104:2 | 1031.7 | |
| 01X009:6 | GN | :01K104:3 | 1031.7 | |
| 01X009:7 | YE | :01K104:4 | 1031.7 | |
| 01X009:8 | GY | :01K104:5 | 1031.7 | |
| 01X009:9 | PK | :01K104:6 | 1031.7 | |
| 01X009:10 | BU | :01K104:7 | 1031.7 | |
| 01X009:11 | RD | :01K104:8 | 1031.7 | |
| 01X009:12 | BK | :01K104:11 | 1032.7 | |
| 01X009:13 | VT | :01K104:12 | 1032.7 | |
| 01X009:14 | GY/PK | :01K104:13 | 1032.7 | |
| 01X009:15 | RD/BU | :01K104:14 | 1032.7 | |
| 01X009:16 | WH/GN | :01K104:15 | 1032.7 | |
| | BN/GN | | | |
| | WH/YE | | | |
| | YE/BN | | | |

| From | Cable | To | Page.Col. | Option |
|---|---|---|---|---|
| 01X009:1 | SH | | 1031.6 | |
| 01X009:12 | BK | :01K104:11 | 1032.7 | |
| 01X009:14 | GY/PK | :01K104:13 | 1032.7 | |
| 01X009:15 | RD/BU | :01K104:14 | 1032.7 | |
| 01X009:13 | VT | :01K104:12 | 1032.7 | |
| 01X009:16 | WH/GN | :01K104:15 | 1032.7 | |
| | **01W009** | | | |
| 01X009:16 | WH | 01B009:WH | 1031.3 | |
| 01X009:15 | BN | 01B009:BN | 1031.3 | |
| 01X009:14 | GN | 01B009:GN | 1031.3 | |
| 01X009:13 | YE | 01B009:YE | 1031.3 | |
| 01X009:12 | GY | 01B009:GY | 1031.3 | |
| 01X009:11 | PK | 01B009:PK | 1031.3 | |
| 01X009:3 | BU | 01B009:0 V | 1031.3 | |
| 01X009:2 | RD | 01B009:+E V | 1031.3 | |
| 01X009:10 | BK | 01B009:BK | 1031.3 | |
| 01X009:9 | VT | 01B009:VT | 1031.3 | |
| 01X009:8 | GY/PK | 01B009:GY/PK | 1031.3 | |
| 01X009:7 | RD/BU | 01B009:RD/BU | 1031.3 | |
| 01X009:6 | WH/GN | 01B009:WH/GN | 1031.3 | |
| 01X009:5 | BN/GN | 01B009:BN/GN | 1031.3 | |
| | WH/YE | | | |
| 01X009:4 | YE/BN | 01B009:YE/BN | 1031.3 | |
| | WH/GY | | | |
| | GY/BN | | | |
| 01X009:1 | SH | 01B009:CASE | 1031.3 | |
| | **01W036** | | | |
| 01X210:107 | 1 | 01K036:1 | 1052.5 | |
| 01X210:108 | 2 | 01K036:3 | 1052.5 | |
| 01X210:E13 | GNYE | 01K036:E | 1052.5 | |

| | | | | | | | |
|---|---|---|---|---|---|---|---|
| Drawing remarks | Tetra Pak | Designer JNT | Date 2010-08-20 | Machine TETRA PAK A1 for TCA | | | |
| | | ECM No 445015 | Denomination CABLE CONNECTION LIST | Page Type CABLE CONNECTION LIST | | | |
| | Company Tetra Pak | | Document No. 2817282-0007 | Doc. type ELD | Version AG | Page 001 | |

RELEASED

This drawing must not without the consent of Tetra Pak
be copied, transmitted or disclosed to any third party.

| 1 | 2 | 3 | 4 | 5 | 6 | 7 | 8 | 9 | 10 |
|---|---|---|---|---|---|---|---|---|---|

## Cable Connection List of 2817282-0003

| From | Cable | To | Page.Col. | Option |
|---|---|---|---|---|
| | **01W037** | | | |
| 01X210:105 | 1 | 01B037:1 | 1039.4 | |
| 01X210:106 | 2 | 01B037:3 | 1039.4 | |
| 01X210:E12 | GNYE | 01B037:E | 1039.4 | |
| | **01W050** | | | |
| 01K050:ETH 1 | ETH | 01W056 | 1017.4 | |
| | **01W051** | | | |
| 01W055 | 1 | 01W056 | 1017.4 | |
| | **01W070** | | | |
| 01K050:ETH 2 | | 01W057 | 1018.4 | |
| | **01W072** | | | |
| 01K101:1 | | 01W057 | 1018.4 | |
| | **01W073** | | | |
| 01W065:ETH1 | | 01W058 | 1018.4 | |
| | **01W074** | | | |
| 01W065:ETH2 | | 01W057 | 1018.4 | |
| | **01W075** | | | |
| 01K050:ETH 3 | | 01W058 | 1018.4 | |
| | **01W085** | | | |
| 01X210:109 | 1 | 01K085:1 | 1049.4 | |
| 01X210:110 | 2 | 01K085:2 | 1049.4 | |
| 01X210:E14 | GNYE | 01K085:E | 1049.4 | |

| From | Cable | To | Page.Col. | Option |
|---|---|---|---|---|
| | **01W105** | | | |
| 01K102 | 1 | 01W055 | 1017.4 | |
| | **01W112** | | | |
| 01X111:1 | BN | 01F112:1 | 1023.3 | |
| 01X111:3 | BU | 01F112:3 | 1023.3 | |
| 01X111:2 | WH | 01F112:2 | 1023.3 | |
| 01X111:6 | YE | 01F112:6 | 1023.3 | |
| 01X111:4 | BK | 01F112:4 | 1023.3 | |
| 01X111:8 | PK | 01F112:8 | 1023.3 | |
| 01X111:5 | GN | 01F112:5 | 1023.3 | |
| 01X111:7 | GY | 01F112:7 | 1023.3 | |
| 01X111:9 | RD | 01F112:13 | 1023.3 | |
| 01X111:3 | SH | 01W112:SH | 1023.3 | |
| | **01W115** | | | |
| 01X115:1 | 1 | 01F410:11 | 1021.7 | |
| 01X115:2 | 2 | 01F410:21 | 1021.7 | |
| 01X115:3 | 3 | 01F410:22 | 1021.7 | |
| 01X115:4 | 4 | 01F410:12 | 1021.7 | |
| 01X115:5 | 5 | 01S001:51 | 1039.4 | |
| 01X115:6 | 6 | 01S001:52 | 1039.4 | |
| 01X115:7 | 7 | 01S001:X1 | 1039.4 | |
| 01X115:8 | 8 | 01S001:X2 | 1039.4 | |
| | 9 | | | |
| | 10 | | | |
| | 11 | | | |
| | GNYE | 01X115:E | 1021.9 | |
| | **01W131** | | | |
| 01X136:1 | BN | 01F131:1 | 1022.3 | |
| 01X136:3 | BU | 01F131:3 | 1022.3 | |
| 01X136:2 | WH | 01F131:2 | 1022.3 | |

| | | | | | | |
|---|---|---|---|---|---|---|
| | Tetra Pak | Designer JNT | Date 2010-08-20 | Machine TETRA PAK A1 for TCA | | |
| | | ECM No 445015 | Denomination CABLE CONNECTION LIST | Page Type CABLE CONNECTION LIST | | |
| Drawing remarks | | Company Tetra Pak | Document No. 2817282-0007 | Doc. type ELD | Version AG | Page 002 |

RELEASED

This drawing must not without the consent of Tetra Pak be copied, transmitted or disclosed to any third party.

## Cable Connection List of 2817282-0003

| From | Cable | To | Page.Col. | Option |
|---|---|---|---|---|
| **01W131** | | | | |
| 01X136:5 | YE | 01F131:6 | 1022.3 | |
| | BK | | | |
| 01X136:7 | PK | 01F131:8 | 1022.3 | |
| 01X136:4 | GN | 01F131:5 | 1022.3 | |
| 01X136:6 | GY | 01F131:7 | 1022.3 | |
| | RD | | | |
| 01X136:3 | SH | 01W131:SH | 1022.3 | |
| **01W200** | | | | |
| 01X200:1 | BN | 01B200 | 1036.3 | |
| 01X200:2 | BU | 01B200 | 1036.3 | |
| 01X200:3 | BK | 01B200 | 1036.3 | |
| **01W201** | | | | |
| 01X200:3 | BN | 01B201 | 1036.5 | |
| 01X200:4 | BU | 01B201 | 1036.5 | |
| 01X200:5 | BK | 01B201 | 1036.5 | |
| **01W205** | | | | |
| 01K200:ETHERNET | 1 | 01W055 | 1017.4 | |
| **01W215** | | | | |
| 01X215:1 | 1 | 01X210:101 | 1021.2 | |
| 01X215:2 | 2 | 01X210:102 | 1021.2 | |
| 01X215:3 | 3 | 01X210:103 | 1021.4 | |
| 01X215:4 | 4 | 01X210:104 | 1021.4 | |
| 01X215:5 | 5 | 01X210:105 | 1039.3 | |
| 01X215:6 | 6 | 01X210:106 | 1039.5 | |
| 01X215:7 | 7 | 01X210:107 | 1052.4 | |
| 01X215:8 | 8 | 01X210:111 | 1030.4 | |
| 01X215:9 | 9 | 01X210:109 | 1049.3 | |
| 01X215:10 | 10 | 01X210:108 | 1052.6 | |

| From | Cable | To | Page.Col. | Option |
|---|---|---|---|---|
| | 11 | | | |
| 01X215:E | GNYE | 01X210:E10 | 1021.4 | |
| **01W305** | | | | |
| | 1 | | | |
| 01K300:ETHERNET | | 01W055 | 1017.4 | |
| **01W375** | | | | |
| 01X375:1 | 1 | 01X370:101 | 1021.6 | |
| 01X375:2 | 2 | 01X370:102 | 1021.6 | |
| 01X375:3 | 3 | 01X370:103 | 1021.8 | |
| 01X375:4 | 4 | 01X370:104 | 1021.8 | |
| 01X375:5 | 5 | 01X370:105+ | 40008.3 | |
| 01X375:6 | 6 | 01X370:105- | 40008.3 | |
| 01X375:7 | 7 | 01X370:105 | 40008.5 | |
| 01X375:8 | 8 | 01X370:106 | 40008.5 | |
| | 9 | | | |
| | 10 | | | |
| | 11 | | | |
| 01X375:E | GNYE | 01X370:E10 | 1021.6 | |
| **01W401** | | | | |
| 01X401:1 | 1 | 01F400:11 | 1021.3 | |
| 01X401:2 | 2 | 01F400:21 | 1021.3 | |
| 01X401:3 | 3 | 01F400:22 | 1021.3 | |
| 01X401:4 | 4 | 01F400:12 | 1021.3 | |
| 01X401:5 | 5 | 01A400:+ | 1017.3 | |
| 01X401:6 | 6 | 01A400:- | 1017.3 | |
| | 7 | | | |
| | 8 | | | |
| | 9 | | | |
| | 10 | | | |
| | 11 | | | |

| | | | | | | | |
|---|---|---|---|---|---|---|---|
| Drawing remarks | Tetra Pak | Designer JNT | Date 2010-08-20 | Machine TETRA PAK A1 for TCA | | | |
| | | ECM No 445015 | Denomination CABLE CONNECTION LIST | Page Type CABLE CONNECTION LIST | | | |
| | Company Tetra Pak | Document No. 2817282-0007 | | Doc. type ELD | Version AG | Page 003 | |

RELEASED

This drawing must not without the consent of Tetra Pak
be copied, transmitted or disclosed to any third party.

| 1 | 2 | 3 | 4 | 5 | 6 | 7 | 8 | 9 | 10 |
|---|---|---|---|---|---|---|---|---|---|

## Cable Connection List of 2817282-0003

| From | Cable | To | Page.Col. | Option |
|---|---|---|---|---|
| | **01W401** | | | |
| 01X401:E | GNYE | 01A400:⏚ | 1017.3 | |
| | **01W405** | | | |
| 01K050:MONITOR | DVI | 01A400:DVI | 1017.4 | |
| | **01W407** | | | |
| | 1 | | | |
| 01A400:ETH | ETH | 01W056 | 1017.4 | |
| | **01W430** | | | |
| 01X210:101 | 1 | 01F430:11 | 1021.3 | |
| 01X210:102 | 2 | 01F430:21 | 1021.3 | |
| 01X210:103 | 3 | 01F430:22 | 1021.3 | |
| 01X210:104 | 4 | 01F430:12 | 1021.3 | |
| 01X210:E10 | GNYE | | 1021.3 | |
| | **01W450** | | | |
| 01X370:101 | 1 | 01F450:11 | 1021.7 | |
| 01X370:102 | 2 | 01F450:21 | 1021.7 | |
| 01X370:103 | 3 | 01F450:22 | 1021.7 | |
| 01X370:104 | 4 | 01F450:12 | 1021.7 | |
| 01X370:E11 | GNYE | | 1021.7 | |
| | **01W470** | | | |
| 01X471:1 | 1 | 01P470:5 | 1049.5 | |
| 01X471:2 | 2 | 01P470:4 | 1049.5 | |
| 01X471:3 | 3 | 01P470:3 | 1049.5 | |
| 01X471:4 | 4 | 01P470:2 | 1049.5 | |
| 01X471:5 | 5 | 01P470:1 | 1049.5 | |
| 01X471:6 | 6 | 01P470:0 | 1049.5 | |
| 01X471:E1 | GNYE | 01P470:E | 1049.5 | |

| From | Cable | To | Page.Col. | Option |
|---|---|---|---|---|
| | **01W480** | | | |
| 01X471:8 | 1 | 01P480:5 | 1049.5 | |
| 01X471:9 | 2 | 01P480:4 | 1049.5 | |
| 01X471:10 | 3 | 01P480:3 | 1049.5 | |
| 01X471:11 | 4 | 01P480:2 | 1049.5 | |
| 01X471:12 | 5 | 01P480:1 | 1049.5 | |
| 01X471:13 | 6 | 01P480:0 | 1049.5 | |
| 01X471:E2 | GNYE | 01P480:E | 1049.5 | |
| | **01W490** | | | |
| 90X120:1 | 1 | 01F490:11 | 90002.4 | |
| 90X120:2 | 2 | 01F490:21 | 90002.4 | |
| 90X120:3 | 3 | 01F490:22 | 90002.4 | |
| 90X120:4 | 4 | 01F490:12 | 90002.4 | |
| 90X120:E1 | GNYE | | 90002.4 | |
| | **01W700** | | | |
| 01X700:1 | WH | 40K710:1 | 40017.5 | |
| | GN | | | |
| 01X700:3 | YE | 30K720:1 | 30023.4 | |
| | GY | | | |
| 01X700:5 | PK | 40K730:1 | 40016.5 | |
| | BU | | | |
| 01X700:7 | RD | 40K740:14 | 40016.4 | |
| 01X700:8 | VT | 40K740:12 | 40016.4 | |
| 01X700:9 | GY-PK | 01K750:14 | 40016.4 | |
| 01X700:10 | RD-BU | 01K750:12 | 40016.4 | |
| 01X700:11 | WH-GN | 40K760:1 | 40018.5 | |
| | BN-GN | | | |
| 01X700:22 | WH-YE | 01K770:14 | 30028.4 | |
| 01X700:16 | YE-BN | 01K770:12 | 30028.4 | |
| 01X700:15 | WH-GY | 40K780:1 | 40018.5 | |
| | GY-BN | | | |
| 01X700:20 | WH-PK | 30K790:14 | 30028.5 | |

| | | | | | |
|---|---|---|---|---|---|
| | Tetra Pak | Designer JNT | Date 2010-08-20 | Machine TETRA PAK A1 for TCA | |
| | | ECM No 445015 | Denomination CABLE CONNECTION LIST | Page Type CABLE CONNECTION LIST | |
| Drawing remarks | | Company Tetra Pak | Document No. 2817282-0007 | Doc. type ELD | Version AG | Page 004 |

RELEASED

This drawing must not without the consent of Tetra Pak be copied, transmitted or disclosed to any third party.

## Cable Connection List of 2817282-0003

| From | Cable | To | Page.Col. | Option |
|---|---|---|---|---|
| | **01W700** | | | |
| 01X700:19 | PK-BN | 30K790:12 | 30028.5 | |
| | WH-BU | | | |
| 01X700:21 | BN-BU | 30K800:12 | 30022.4 | |
| | WH-RD | | | |
| | BN-RD | | | |
| | WH-BK | | | |
| | BN-BK | | | |
| 01X700:23 | BN | 30K720:2 | 30023.4 | |
| 01X700:24 | BK | 40K740:0V | 40016.4 | |
| 01X700:18 | | 30K800:14 | 30022.4 | |
| | **10W002** | | | |
| 10X130:101+ | BN | 10B002 | 10009.4 | |
| 10X130:101- | BU | 10B002 | 10009.4 | |
| 10X130:101 | BK | 10B002 | 10009.4 | |
| | **10W003** | | | |
| 10X130:102+ | BN | 10B003 | 10009.4 | |
| 10X130:102- | BU | 10B003 | 10009.4 | |
| 10X130:102 | BK | 10B003 | 10009.4 | |
| | **10W004** | | | |
| 10X130:103+ | BN | 10B004 | 10009.4 | |
| 10X130:103- | BU | 10B004 | 10009.4 | |
| 10X130:103 | BK | 10B004 | 10009.4 | |
| | **10W005** | | | |
| 10B005:2 | BK | 10X005:2 | 10013.4 | |
| 10B005:3 | BU | 10X005:3 | 10013.4 | |
| 10B005:1 | BN | 10X005:1 | 10013.4 | |
| | WH | 10X005:4 | 10013.4 | |
| | GY | 10X005:5 | 10013.4 | |

| From | Cable | To | Page.Col. | Option |
|---|---|---|---|---|
| :GND | SH | | 10013.4 | |
| | **10W006** | | | |
| | BK | 10X005:2 | 10013.4 | |
| :10K228:4 | BU | 10X005:3 | 10013.4 | |
| :10K228:6 | BN | 10X005:1 | 10013.4 | |
| :10K228:0 | WH | 10X005:4 | 10013.4 | |
| | GY | 10X005:5 | 10013.4 | |
| :10K228:2 | SH | | 10013.5 | |
| | **10W010** | | | |
| 10X010:1 | 1 | 10M010:1 | 10007.8 | |
| 10X010:2 | 2 | 10M010:2 | 10007.8 | |
| 10X010:3 | 3 | 10M010:3 | 10007.8 | |
| 10X010:2 | 4 | 10M010:4 | 10007.8 | |
| 10X010:3 | 5 | 10M010:5 | 10007.8 | |
| 10X010:1 | 6 | 10M010:6 | 10007.8 | |
| 10X010:6 | 7 | 10M010:7 | 10007.8 | |
| 10X010:6 | 8 | 10M010:8 | 10007.8 | |
| 10X010:4 | GNYE | 10M010:GNYE | 10007.8 | |
| 10X010:5 | SH | 10M010:SH | 10007.8 | |
| | **10W012** | | | |
| 10X010:1 | 1 | 10Q011:1 | 10007.6 | |
| 10X010:2 | 2 | 10Q011:3 | 10007.6 | |
| 10X010:3 | 3 | 10Q011:5 | 10007.6 | |
| 10X010:4 | GNYE | 10T010:⏚ | 10007.4 | |
| 10X010:5 | SH | | 10007.7 | |
| | **10W020** | | | |
| 10X130:104+ | BN | 10B020 | 10009.4 | |
| 10X130:104- | BU | 10B020 | 10009.4 | |
| 10X130:104 | BK | 10B020 | 10009.4 | |

| | | | | | |
|---|---|---|---|---|---|
| Drawing remarks | Tetra Pak | Designer JNT | Date 2010-08-20 | Machine TETRA PAK A1 for TCA | |
| | | ECM No 445015 | Denomination CABLE CONNECTION LIST | Page Type CABLE CONNECTION LIST | |
| | Company Tetra Pak | Document No. 2817282-0007 | Doc. type ELD | Version AG | Page 005 |

RELEASED

This drawing must not without the consent of Tetra Pak
be copied, transmitted or disclosed to any third party.

| 1 | 2 | 3 | 4 | 5 | 6 | 7 | 8 | 9 | 10 |
|---|---|---|---|---|---|---|---|---|---|

## Cable Connection List of 2817282-0003

| From | Cable | To | Page.Col. | Option |
|---|---|---|---|---|
| | **10W021** | | | |
| 10X130:105+ | BN | 10B021 | 10009.4 | |
| 10X130:105- | BU | 10B021 | 10009.4 | |
| 10X130:105 | BK | 10B021 | 10009.4 | |
| | **10W022** | | | |
| 10X130:106+ | BN | 10B022 | 10009.4 | |
| 10X130:106- | BU | 10B022 | 10009.4 | |
| 10X130:106 | BK | 10B022 | 10009.4 | |
| | **10W023** | | | |
| 10X130:107+ | BN | 10B023 | 10010.4 | |
| 10X130:107- | BU | 10B023 | 10010.4 | |
| 10X130:107 | BK | 10B023 | 10010.4 | |
| | **10W024** | | | |
| 10X130:108+ | BN | 10B024 | 10010.4 | |
| 10X130:108- | BU | 10B024 | 10010.4 | |
| 10X130:108 | BK | 10B024 | 10010.4 | |
| | **10W025** | | | |
| 10X130:109+ | BN | 10B025 | 10010.4 | |
| 10X130:109- | BU | 10B025 | 10010.4 | |
| 10X130:109 | BK | 10B025 | 10010.4 | |
| | **10W026** | | | |
| 10X130:115+ | BN | 10B026 | 10012.4 | |
| 10X130:115- | BU | 10B026 | 10012.4 | |
| 10X130:115 | BK | 10B026 | 10012.4 | |
| | **10W030** | | | |
| 10X030:1 | 1 | 10T030:230 | 10004.3 | |
| 10X030:2 | 2 | 10T030:0 | 10004.3 | |

| From | Cable | To | Page.Col. | Option |
|---|---|---|---|---|
| 10X030:E | GNYE | 10T030:E | 10004.3 | |
| | **10W031** | | | |
| 10T030:35 | 1 | 10E030:1 | 10004.3 | |
| | **10W032** | | | |
| 10E030:2 | 1 | 10T030:0 | 10004.3 | |
| | **10W036** | | | |
| 10X130:1 | 1 | 10E036:1 | 10003.3 | |
| 10X130:2 | 2 | 10E036:2 | 10003.3 | |
| 10X130:E1 | GNYE | 10E036:E | 10003.3 | |
| | **10W040** | | | |
| 10X130:110+ | BN | 10B040 | 10010.4 | |
| 10X130:110- | BU | 10B040 | 10010.4 | |
| 10X130:110 | BK | 10B040 | 10010.4 | |
| | **10W041** | | | |
| 10X130:111+ | BN | 10B041 | 10010.4 | |
| 10X130:111- | BU | 10B041 | 10010.4 | |
| 10X130:111 | BK | 10B041 | 10010.4 | |
| | **10W056** | | | |
| 10X130:112+ | BN | 10B056 | 10010.4 | |
| 10X130:112- | BU | 10B056 | 10010.4 | |
| 10X130:112 | BK | 10B056 | 10010.4 | |
| | **10W060** | | | |
| 10X130:113+ | BN | 10B060 | 10010.4 | |
| 10X130:113- | BU | 10B060 | 10010.4 | |
| 10X130:113 | BK | 10B060 | 10010.4 | |

| | | | | | |
|---|---|---|---|---|---|
| | Tetra Pak | Designer JNT | Date 2010-08-20 | Machine TETRA PAK A1 for TCA | |
| | | ECM No 445015 | Denomination CABLE CONNECTION LIST | Page Type CABLE CONNECTION LIST | |
| Drawing remarks | | Company Tetra Pak | Document No. 2817282-0007 | Doc. type ELD | Version AG | Page 006 |

RELEASED

This drawing must not without the consent of Tetra Pak be copied, transmitted or disclosed to any third party.

## Cable Connection List of 2817282-0003

| From | Cable | To | Page.Col. | Option |
|---|---|---|---|---|
| | **10W061** | | | |
| 10X130:114+ | BN | 10B061 | 10010.4 | |
| 10X130:114- | BU | 10B061 | 10010.4 | |
| 10X130:114 | BK | 10B061 | 10010.4 | |
| | **10W062** | | | |
| 10X130:118+ | BN | 10B062 | 10011.4 | |
| 10X130:118- | BU | 10B062 | 10011.4 | |
| 10X130:118 | BK | 10B062 | 10011.4 | |
| | **10W063** | | | |
| 10X130:119+ | BN | 10B063 | 10011.4 | |
| 10X130:119- | BU | 10B063 | 10011.4 | |
| 10X130:119 | BK | 10B063 | 10011.4 | |
| | **10W064** | | | |
| 10X130:120+ | BN | 10B064 | 10011.4 | |
| 10X130:120- | BU | 10B064 | 10011.4 | |
| 10X130:120 | BK | 10B064 | 10011.4 | |
| | **10W065** | | | |
| 10T065:3.5 | 1 | 10E065:1 | 10005.3 | |
| 10T065:0 | 2 | 10E065:2 | 10005.3 | |
| 10X130:E3 | GNYE | 10E065:E | 10005.3 | |
| | **10W100** | | | |
| 01X002:E4 | GNYE | | 1057.3 | |
| | **10W101** | | | |
| 10X101:1 | 1 | 10X130:1 | 10003.2 | |
| 10X101:2 | 2 | 10X130:2 | 10003.3 | |
| 10X101:3 | 3 | 10T065:220 | 10005.3 | |
| 10X101:4 | 4 | 10T065:0 | 10005.3 | |
| | 5 | | | |
| | 6 | | | |
| 10X101:E | GNYE | 10X130:E2 | 10005.4 | |
| | **10W115** | | | |
| 10X130:123 | 1 | 10S002:13 | 10011.4 | |
| 10X130:124 | 2 | 10S002:14 | 10011.4 | |
| 10X130:125 | 3 | 10S003:14 | 10011.4 | |
| | 4 | | | |
| | 5 | | | |
| | 6 | | | |
| | GNYE | 10X130:E12 | 10011.6 | |
| | **10W135** | | | |
| 10X135:1 | 1 | 10X130:101+ | 10009.3 | |
| 10X135:2 | 2 | 10X130:101- | 10009.3 | |
| 10X135:3 | 3 | 10X130:101 | 10009.5 | |
| 10X135:4 | 4 | 10X130:102 | 10009.5 | |
| 10X135:5 | 5 | 10X130:103 | 10009.5 | |
| 10X135:6 | 6 | 10X130:104 | 10009.5 | |
| 10X135:7 | 7 | 10X130:105 | 10009.5 | |
| 10X135:8 | 8 | 10X130:106 | 10009.5 | |
| 10X135:9 | 9 | 10X130:107 | 10010.5 | |
| 10X135:10 | 10 | 10X130:108 | 10010.5 | |
| 10X135:11 | 11 | 10X130:109 | 10010.5 | |
| 10X135:12 | 12 | 10X130:110 | 10010.5 | |
| 10X135:13 | 13 | 10X130:111 | 10010.5 | |
| 10X135:14 | 14 | 10X130:112 | 10010.5 | |
| 10X135:15 | 15 | 10X130:113 | 10010.5 | |
| 10X135:16 | 16 | 10X130:114 | 10010.5 | |
| 10X135:17 | 17 | 10X130:115 | 10012.5 | |
| 10X135:18 | 18 | 10X130:116 | 10012.5 | |
| 10X135:19 | 19 | 10X130:117 | 10012.5 | |
| 10X135:20 | 20 | 10X130:118 | 10011.6 | |

| | | | | | |
|---|---|---|---|---|---|
| Drawing remarks | Tetra Pak | Designer JNT | Date 2010-08-20 | Machine TETRA PAK A1 for TCA | |
| | | ECM No 445015 | Denomination CABLE CONNECTION LIST | Page Type CABLE CONNECTION LIST | |
| | Company Tetra Pak | Document No. 2817282-0007 | Doc. type ELD | Version AG | Page 007 |

RELEASED

This drawing must not without the consent of Tetra Pak
be copied, transmitted or disclosed to any third party.

# Cable Connection List of 2817282-0003

| From | Cable | To | Page.Col. | Option |
|---|---|---|---|---|
| | **10W135** | | | |
| 10X135:21 | 21 | 10X130:119 | 10011.6 | |
| 10X135:22 | 22 | 10X130:120 | 10011.6 | |
| 10X135:23 | 23 | 10X130:121 | 10011.6 | |
| 10X135:24 | 24 | 10X130:122 | 10011.6 | |
| 10X135:E | GNYE | 10X130:E10 | 10011.6 | |
| | **10W136** | | | |
| 10X136:1 | 1 | 10X130:123 | 10011.3 | |
| | 2 | | | |
| | 3 | | | |
| | 4 | | | |
| | 5 | | | |
| | 6 | | | |
| | 7 | | | |
| | 8 | | | |
| | 9 | | | |
| | 10 | | | |
| | 11 | | | |
| | 12 | | | |
| | 13 | | | |
| | 14 | | | |
| 10X136:15 | 15 | 10X130:124 | 10011.6 | |
| 10X136:16 | 16 | 10X130:125 | 10011.6 | |
| 10X136:17 | 17 | 10X130:126 | 10014.4 | |
| 10X136:18 | 18 | 10X130:130 | 1060.7 | |
| 10X136:19 | 19 | 10X130:131 | 1060.7 | |
| 10X136:20 | 20 | 10X130:134 | 1060.7 | |
| 10X136:21 | 21 | 10X130:135 | 1060.7 | |
| | 22 | | | |
| | 23 | | | |
| | 24 | | | |
| 10X136:E | GNYE | 10X130:E12 | 10011.6 | |

| From | Cable | To | Page.Col. | Option |
|---|---|---|---|---|
| | **10W155** | | | |
| 10X156:1 | 1 | 10X155:1 | 10006.5 | |
| | **10W157** | | | |
| 10G155X2:d22 | WH | :10K226:0 | 10023.2 | |
| 10G155X2:z20 | BN | :10K226:4 | 10023.2 | |
| | SH | | 10023.3 | |
| | **10W201** | | | |
| 10X201:4 | BK | 10F201:BK | 1022.3 | |
| 10X201:3 | BU | 10F201:BU | 1022.3 | |
| 10X201:1 | BN | 10F201:BN | 1022.3 | |
| 10X201:2 | WH | 10F201:WH | 1022.3 | |
| 10X201:5 | GY | 10F201:GY | 1022.3 | |
| 10X201:3 | SH | 10W201:SH | 1022.3 | |
| | **10W202** | | | |
| 10X202:4 | BK | 10F202:BK | 1022.4 | |
| 10X202:3 | BU | 10F202:BU | 1022.4 | |
| 10X202:1 | BN | 10F202:BN | 1022.4 | |
| 10X202:2 | WH | 10F202:WH | 1022.4 | |
| 10X202:5 | GY | 10F202:GY | 1022.4 | |
| 10X202:3 | SH | 10W202:SH | 1022.4 | |
| | **10W203** | | | |
| 10X203:4 | BK | 10F203:BK | 1022.5 | |
| 10X203:3 | BU | 10F203:BU | 1022.5 | |
| 10X203:1 | BN | 10F203:BN | 1022.5 | |
| 10X203:2 | WH | 10F203:WH | 1022.5 | |
| 10X203:5 | GY | 10F203:GY | 1022.5 | |
| 10X203:3 | SH | 10W203:SH | 1022.5 | |

Drawing remarks

Tetra Pak

| Designer | Date | Machine |
|---|---|---|
| JNT | 2010-08-20 | TETRA PAK A1 for TCA |

| ECM No | Denomination | Page Type |
|---|---|---|
| 445015 | CABLE CONNECTION LIST | CABLE CONNECTION LIST |

| Company | Document No. | Doc. type | Version | Page |
|---|---|---|---|---|
| Tetra Pak | 2817282-0007 | ELD | AG | 008 |

RELEASED

This drawing must not without the consent of Tetra Pak be copied, transmitted or disclosed to any third party.

## Cable Connection List of 2817282-0003

| From | Cable | To | Page.Col. | Option |
|---|---|---|---|---|
| | **10W211** | | | |
| 10X201:2 | BK | 01X131:1:4 | 1022.3 | |
| 10X201:3 | BU | 01X131:1:3 | 1022.3 | |
| 10X201:1 | BN | 01X131:1:1 | 1022.3 | |
| 10X201:2 | WH | 01X131:1:2 | 1022.3 | |
| 10X201:4 | GY | 01X131:1:5 | 1022.3 | |
| 10W211:SH | SH | 01X131:1:3 | 1022.3 | |
| | **10W212** | | | |
| 01X131:2:4 | BK | 10X202:2 | 1022.4 | |
| 01X131:2:3 | BU | 10X202:3 | 1022.4 | |
| 01X131:2:1 | BN | 10X202:1 | 1022.4 | |
| 01X131:2:2 | WH | 10X202:2 | 1022.4 | |
| 01X131:2:5 | GY | 10X202:4 | 1022.4 | |
| 01X131:2:3 | SH | 10W212:SH | 1022.4 | |
| | **10W213** | | | |
| 01X131:3:4 | BK | 10X203:2 | 1022.5 | |
| 01X131:3:3 | BU | 10X203:3 | 1022.5 | |
| 01X131:3:1 | BN | 10X203:1 | 1022.5 | |
| 01X131:3:2 | WH | 10X203:2 | 1022.5 | |
| 01X131:3:5 | GY | 10X203:4 | 1022.5 | |
| 01X131:3:3 | SH | 10W213:SH | 1022.5 | |
| | **10W700** | | | |
| 10X700:2 | WH | 10K710:1 | 10015.5 | |
| | GN | | | |
| 10X700:4 | YE | 10K720:1 | 10022.5 | |
| | GY | | | |
| 10X700:5 | PK | 10K730:14 | 10015.4 | |
| 10X700:6 | BU | 10K730:12 | 10015.4 | |
| | RD | | | |
| 10X700:7 | VT | 10K740:12 | 10015.5 | |

| From | Cable | To | Page.Col. | Option |
|---|---|---|---|---|
| | GY-PK | | | |
| | RD-BU | | | |
| 10X700:12 | WH-GN | 10K760:1 | 10020.5 | |
| | BN-GN | | | |
| 10X700:14 | WH-YE | 10K770:14 | 10017.5 | |
| 10X700:13 | YE-BN | 10K770:12 | 10017.5 | |
| 10X700:16 | WH-GY | 10K780:14 | 10017.5 | |
| 10X700:15 | GY-BN | 10K780:12 | 10017.5 | |
| | WH-PK | | | |
| | PK-BN | | | |
| | WH-BU | | | |
| | BN-BU | | | |
| | WH-RD | | | |
| | BN-RD | | | |
| | WH-BK | | | |
| | BN-BK | | | |
| 10X700:23 | BN | 10K720:2 | 10022.5 | |
| 10X700:24 | BK | 10K710:2 | 10015.5 | |
| | **30W030** | | | |
| 30X150:E1:⏚ | GNYE | 30G030:⏚ | 30003.5 | |
| 30X150:1 | BN | 30G030:U | 30003.5 | |
| 30X150:2 | L.BU | 30G030:N | 30003.5 | |
| | **30W034** | | | |
| 30X230:104+ | BN | 30B034 | 30012.5 | |
| 30X230:104- | BU | 30B034 | 30012.5 | |
| 30X230:104 | BK | 30B034 | 30012.5 | |
| | **30W038** | | | |
| 30X230:120 | 1 | 30K038:1 | 30023.4 | |
| 30X230:121 | 2 | 30K038:2 | 30023.4 | |
| 30X230:E15 | GNYE | 30K038:E | 30023.4 | |

| | | | | | | | |
|---|---|---|---|---|---|---|---|
| Drawing remarks | Tetra Pak | Designer JNT | Date 2010-08-20 | Machine TETRA PAK A1 for TCA | | | |
| | | ECM No 445015 | Denomination CABLE CONNECTION LIST | Page Type CABLE CONNECTION LIST | | | |
| | Company Tetra Pak | Document No. 2817282-0007 | | Doc. type ELD | Version AG | Page 009 | |

RELEASED

This drawing must not without the consent of Tetra Pak
be copied, transmitted or disclosed to any third party.

Cable Connection List of 2817282-0003

| From | Cable | To | Page.Col. | Option |
|---|---|---|---|---|
| | **30W039** | | | |
| 30X230:101+ | BN | 30B039 | 30012.5 | |
| 30X230:101- | BU | 30B039 | 30012.5 | |
| 30X230:102 | WH | 30B039 | 30012.5 | |
| 30X230:101 | BK | 30B039 | 30012.5 | |
| | **30W040** | | | |
| 30X150:106 | 1 | 30G040:- | 30004.5 | |
| 30X150:107 | 2 | 30G040:+ | 30004.5 | |
| | **30W050** | | | |
| 30X230:E5:⏚ | GNYE | 30E050:E | 30007.3 | |
| 30X230:12 | BK | 30E050:Z | 30007.3 | |
| 30X230:13 | L.BU | 30E050:X | 30007.3 | |
| 30X230:14 | BN | 30E050:Y | 30007.3 | |
| | **30W051** | | | |
| 30B051:1 | BN | 30X230:105+ | 30012.3 | |
| 30B051:3 | BU | 30X230:105- | 30012.3 | |
| 30B051:5 | GY | | 30012.5 | |
| 30B051:4 | BK | | 30012.5 | |
| 30B051:2 | WH | 30X230:105 | 30012.5 | |
| | **30W066** | | | |
| 30X150:101+ | BN | 30B066 | 30012.5 | |
| 30X150:101- | BU | 30B066 | 30012.5 | |
| 30X150:101 | BK | 30B066 | 30012.5 | |
| | **30W067** | | | |
| 30X150:108 | 1 | 30K067:1 | 30026.5 | |
| 30X150:109 | 2 | 30K067:2 | 30026.5 | |
| 30X150:E12 | GNYE | 30K067:E | 30026.5 | |

| From | Cable | To | Page.Col. | Option |
|---|---|---|---|---|
| | **30W075** | | | |
| 30X230:122 | 1 | 30K075:1 | 30027.5 | |
| 30X230:123 | 2 | 30K075:2 | 30027.5 | |
| 30X230:E16 | GNYE | 30K075:E | 30027.5 | |
| | **30W076** | | | |
| 30X230:124 | 1 | 30K076:1 | 30023.4 | |
| 30X230:125 | 2 | 30K076:2 | 30023.4 | |
| 30X230:E17 | GNYE | 30K076:E | 30023.4 | |
| | **30W077** | | | |
| 30X230:126 | 1 | 30K077:1 | 30027.5 | |
| 30X230:127 | 2 | 30K077:2 | 30027.5 | |
| 30X230:E18 | GNYE | 30K077:E | 30027.5 | |
| | **30W078** | | | |
| 30X230:117 | 1 | 30B079:2 | 30008.2 | |
| 30X230:116 | 2 | 30B078:1 | 30008.2 | |
| 30X230:115 | 3 | 30B078 | 30008.2 | |
| 30X230:E13 | GNYE | 30B078 | 30008.2 | |
| | **30W080** | | | |
| 30X230:133 | 1 | 30K080:1 | 30022.4 | |
| 30X230:134 | 2 | 30K080:2 | 30022.4 | |
| 30X230:E21 | GNYE | 30K080:⏚ | 30022.4 | |
| | **30W081** | | | |
| 30X230:E22 | GNYE | 30K081:⏚ | 30028.4 | |
| 30X230:135 | 1 | 30K081:1 | 30028.4 | |
| 30X230:136 | 2 | 30K081:2 | 30028.4 | |
| | **30W110** | | | |
| 30X230:103+ | BN | 30B110 | 30012.5 | |

| | | | | | |
|---|---|---|---|---|---|
| Drawing remarks | Tetra Pak | Designer JNT | Date 2010-08-20 | Machine TETRA PAK A1 for TCA | |
| | | ECM No 445015 | Denomination CABLE CONNECTION LIST | Page Type CABLE CONNECTION LIST | |
| | Company Tetra Pak | Document No. 2817282-0007 | Doc. type ELD | Version AG | Page 010 |

RELEASED

This drawing must not without the consent of Tetra Pak be copied, transmitted or disclosed to any third party.

## Cable Connection List of 2817282-0003

| From | Cable | To | Page.Col. | Option |
|---|---|---|---|---|
| **30W110** | | | | |
| 30X230:103- | BU | 30B110 | 30012.5 | |
| 30X230:103 | BK | 30B110 | 30012.5 | |
| **30W111** | | | | |
| 30X230:106+ | BN | 30B111 | 30014.4 | |
| 30X230:106 | WH | 30B111 | 30014.4 | |
| 30X230:106- | BU | 30B111 | 30014.4 | |
| | BK | | | |
| **30W112** | | | | |
| 01X112:1:4 | BK | 30F112:BK | 1023.3 | |
| 01X112:1:3 | BU | 30F112:BU | 1023.3 | |
| 01X112:1:1 | BN | 30F112:BN | 1023.3 | |
| 01X112:1:2 | WH | 30F112:WH | 1023.3 | |
| 01X112:1:5 | GY | 30F112:GY | 1023.3 | |
| 01X112:1:3 | SH | 30W112:SH | 1023.3 | |
| **30W114** | | | | |
| 01X112:2:4 | BK | 30F114:BK | 1023.4 | |
| 01X112:2:3 | BU | 30F114:BU | 1023.4 | |
| 01X112:2:1 | BN | 30F114:BN | 1023.4 | |
| 01X112:2:2 | WH | 30F114:WH | 1023.4 | |
| 01X112:2:5 | GY | 30F114:GY | 1023.4 | |
| 01X112:2:3 | SH | 30W114:SH | 1023.4 | |
| **30W115** | | | | |
| 30X230:109 | 1 | 30B115 | 30008.2 | |
| 30X230:108 | 2 | 30B115 | 30008.2 | |
| 30X230:E11 | GNYE | 30B115 | 30008.2 | |
| **30W116** | | | | |
| 30X230:111 | 1 | 30B116 | 30008.2 | |

| From | Cable | To | Page.Col. | Option |
|---|---|---|---|---|
| 30X230:110 | 2 | 30B116 | 30008.2 | |
| 30X230:112 | 3 | 30B117 | 30008.2 | |
| 30X230:E12 | GNYE | 30B116 | 30008.2 | |
| **30W126** | | | | |
| 30X230:E6 | GNYE | 30E126:E | 30006.2 | |
| 30X230:16 | BK | 30E126:F1 | 30006.2 | |
| 30X230:18 | L.BU | 30E126:0 | 30006.2 | |
| 30X230:17 | BN | 30E126:F2 | 30006.2 | |
| | BK | | | |
| **30W127** | | | | |
| 30X230:E7 | GNYE | 30E127:E | 30006.7 | |
| 30X230:19 | BK | 30E127:1 | 30006.7 | |
| 30X230:21 | L.BU | 30E127:0 | 30006.7 | |
| 30X230:20 | BN | 30E127:2 | 30006.7 | |
| | BK | | | |
| **30W151** | | | | |
| 30X151:E | GNYE | 30X150:E1 | 30003.5 | |
| 30X151:1 | 1 | 30X150:1 | 30003.5 | |
| 30X151:2 | 2 | 30X150:2 | 30003.5 | |
| | 3 | | | |
| | 4 | | | |
| | 5 | | | |
| | 6 | | | |
| **30W155** | | | | |
| 30X155:1 | 1 | 30X150:101+ | 30012.3 | |
| 30X155:2 | 2 | 30X150:101- | 30012.3 | |
| 30X155:3 | 3 | 30X150:101 | 30012.5 | |
| 30X155:4 | 4 | 30X150:102 | 30012.5 | |
| 30X155:5 | 5 | 30X150:103 | 30012.5 | |
| 30X155:6 | 6 | 30X150:104 | 30012.5 | |

| | | | | | |
|---|---|---|---|---|---|
| Drawing remarks | Tetra Pak | Designer JNT | Date 2010-08-20 | Machine TETRA PAK A1 for TCA | |
| | | ECM No 445015 | Denomination CABLE CONNECTION LIST | Page Type CABLE CONNECTION LIST | |
| | Company Tetra Pak | Document No. 2817282-0007 | Doc. type ELD | Version AG | Page 011 |

RELEASED

This drawing must not without the consent of Tetra Pak be copied, transmitted or disclosed to any third party.

# Cable Connection List of 2817282-0003

| From | Cable | To | Page.Col. | Option |
|---|---|---|---|---|
| | **30W155** | | | |
| | 7 | | | |
| | 8 | | | |
| | 9 | | | |
| | 10 | | | |
| 30X155:11 | 11 | 30X150:105 | 30012.5 | |
| 30X155:12 | 12 | 30X150:106 | 30004.5 | |
| 30X155:13 | 13 | 30X150:107 | 30004.6 | |
| 30X155:14 | 14 | 30X150:108 | 30026.4 | |
| | 15 | | | |
| 30X155:16 | 16 | 30X150:110 | 30026.4 | |
| 30X155:17 | 17 | 30X150:111 | 30026.6 | |
| | 18 | | | |
| | 19 | | | |
| | 20 | | | |
| | 21 | | | |
| | 22 | | | |
| | 23 | | | |
| | 24 | | | |
| 30X155:E | GNYE | 30X150:E11 | 30026.6 | |
| | **30W204** | | | |
| 30X207:4 | BK | 30F204:BK | 1022.6 | |
| 30X207:3 | BU | 30F204:BU | 1022.6 | |
| 30X207:1 | BN | 30F204:BN | 1022.6 | |
| 30X207:2 | WH | 30F204:WH | 1022.6 | |
| 30X207:5 | GY | 30F204:GY | 1022.6 | |
| 30X207:3 | SH | 30W204:SH | 1022.5 | |
| | **30W210** | | | |
| 30X230:128 | BN | 30F210:+24V | 1023.8 | |
| 30X230:130 | BU | 30F210:0V | 1023.8 | |
| 30X230:132 | GY | 30F210:INFO | 1023.8 | |
| 30X230:131 | BK | 30F210:LOCK | 1023.8 | |

| From | Cable | To | Page.Col. | Option |
|---|---|---|---|---|
| 30X230:129 | WH | 30F210 | 1023.8 | |
| | **30W214** | | | |
| 30X207:2 | BK | 01X131:4:4 | 1022.6 | |
| 30X207:3 | BU | 01X131:4:3 | 1022.6 | |
| 30X207:1 | BN | 01X131:4:1 | 1022.5 | |
| 30X207:2 | WH | 01X131:4:2 | 1022.6 | |
| 30X207:4 | GY | 01X131:4:5 | 1022.6 | |
| 30W214 | SH | 01X131:4:3 | 1022.6 | |
| | **30W225** | | | |
| 30X225:- | RD | 30X226:1 | 30015.4 | |
| 30X225:+ | YE | 30X226:2 | 30015.4 | |
| | **30W226** | | | |
| 30X226:1 | RD | :30K229:5 | 30015.7 | |
| 30X226:2 | YE | :30K229:4 | 30015.7 | |
| | **30W227** | | | |
| 30X227:- | RD | 30X228:1 | 30015.4 | |
| 30X227:+ | YE | 30X228:2 | 30015.4 | |
| | **30W228** | | | |
| 30X228:1 | RD | :30K229:7 | 30015.7 | |
| 30X228:2 | YE | :30K229:6 | 30015.7 | |
| | **30W231** | | | |
| 30X231:1 | 1 | 30X230:1 | 30005.2 | |
| 30X231:2 | 2 | 30X230:4 | 30005.4 | |
| 30X231:3 | 3 | 30X230:7 | 30005.7 | |
| | 4 | | | |
| 30X231:E | GNYE | 30X230:E1 | 30005.9 | |

Drawing remarks

Tetra Pak

| | | | |
|---|---|---|---|
| Designer: JNT | Date: 2010-08-20 | Machine: TETRA PAK A1 for TCA | |
| ECM No: 445015 | Denomination: CABLE CONNECTION LIST | Page Type: CABLE CONNECTION LIST | |
| Company: Tetra Pak | Document No.: 2817282-0007 | Doc. type: ELD | Version: AG / Page: 012 |

RELEASED

This drawing must not without the consent of Tetra Pak be copied, transmitted or disclosed to any third party.

## Cable Connection List of 2817282-0003

| From | Cable | To | Page.Col. | Option |
|---|---|---|---|---|
| | **30W232** | | | |
| | 1 | | | |
| | 2 | | | |
| 30X232:3 | 3 | 30X230:12 | 30007.3 | |
| 30X232:4 | 4 | 30X230:13 | 30007.4 | |
| 30X232:5 | 5 | 30X230:14 | 30007.4 | |
| | 6 | | | |
| 30X232:E1 | GNYE | 30X230:E5 | 30007.5 | |
| | **30W233** | | | |
| 30X233:E1 | GNYE | 30X230:E6 | 30006.4 | |
| 30X233:1 | 1 | 30X230:16 | 30006.2 | |
| 30X233:2 | 2 | 30X230:17 | 30006.3 | |
| 30X233:3 | 3 | 30X230:18 | 30006.4 | |
| 30X233:4 | 4 | 30X230:19 | 30006.7 | |
| 30X233:5 | 5 | 30X230:20 | 30006.7 | |
| 30X233:6 | 6 | 30X230:21 | 30006.8 | |
| | **30W235** | | | |
| 30X230:101+ | 1 | 30X235:1 | 30012.2 | |
| 30X230:101- | 2 | 30X235:2 | 30012.2 | |
| 30X230:101 | 3 | 30X235:3 | 30012.6 | |
| 30X230:102 | 4 | 30X235:4 | 30012.6 | |
| 30X230:106 | 5 | 30X235:5 | 30014.6 | |
| 30X230:103 | 6 | 30X235:6 | 30012.6 | |
| 30X230:104 | 7 | 30X235:7 | 30012.6 | |
| 30X230:105 | 8 | 30X235:8 | 30012.6 | |
| | 9 | | | |
| 30X230:108 | 10 | 30X235:10 | 30008.4 | |
| 30X230:109 | 11 | 30X235:11 | 30008.4 | |
| 30X230:110 | 12 | 30X235:12 | 30008.4 | |
| 30X230:111 | 13 | 30X235:13 | 30008.4 | |
| 30X230:112 | 14 | 30X235:14 | 30008.4 | |
| 30X230:133 | 15 | 30X235:15 | 30022.3 | |

| From | Cable | To | Page.Col. | Option |
|---|---|---|---|---|
| 30X230:135 | 16 | 30X235:16 | 30028.2 | |
| 30X230:115 | 17 | 30X235:17 | 30008.4 | |
| 30X230:116 | 18 | 30X235:18 | 30008.4 | |
| 30X230:117 | 19 | 30X235:19 | 30008.4 | |
| 30X230:118 | 20 | 30X235:20 | 30026.3 | |
| 30X230:120 | 21 | 30X235:21 | 30023.3 | |
| 30X230:122 | 22 | 30X235:22 | 30027.3 | |
| 30X230:124 | 23 | 30X235:23 | 30023.3 | |
| 30X230:126 | 24 | 30X235:24 | 30027.3 | |
| 30X230:E10 | GNYE | 30X235:E | 30014.6 | |
| | **30W236** | | | |
| 30X230:128 | 1 | 30X236:1 | 1023.8 | |
| 30X230:129 | 2 | 30X236:2 | 1023.8 | |
| 30X230:130 | 3 | 30X236:3 | 1023.8 | |
| 30X230:131 | 4 | 30X236:4 | 1023.8 | |
| 30X230:132 | 5 | 30X236:5 | 1023.8 | |
| | 6 | | | |
| | 7 | | | |
| | 8 | | | |
| | 9 | | | |
| | 10 | | | |
| | 11 | | | |
| | 12 | | | |
| | 13 | | | |
| | 14 | | | |
| | 15 | | | |
| | 16 | | | |
| | 17 | | | |
| | 18 | | | |
| | 19 | | | |
| | 20 | | | |
| | 21 | | | |
| | 22 | | | |

Drawing remarks

Tetra Pak

| | | | |
|---|---|---|---|
| Designer: JNT | Date: 2010-08-20 | Machine: TETRA PAK A1 for TCA | |
| ECM No: 445015 | Denomination: CABLE CONNECTION LIST | Page Type: CABLE CONNECTION LIST | |
| Company: Tetra Pak | Document No.: 2817282-0007 | Doc. type: ELD | Version: AG | Page: 013 |

RELEASED

This drawing must not without the consent of Tetra Pak
be copied, transmitted or disclosed to any third party.

# Cable Connection List of 2817282-0003

| From | Cable | To | Page.Col. | Option |
|---|---|---|---|---|
| | **30W236** | | | |
| | 23 | | | |
| | 24 | | | |
| 30X230:E20 | GNYE | 30X236:E | 1023.8 | |
| | **30W237** | | | |
| 30X237:1 | 1 | 30S004:13 | 30011.3 | |
| 30X237:2 | 2 | 30S004:X1 | 30011.3 | |
| 30X237:3 | 3 | 30S004:14 | 30011.3 | |
| 30X237:4 | 4 | 30S004:X2 | 30011.3 | |
| 30X237:E | GNYE | | 30011.3 | |
| | **30W240** | | | |
| | BK | | | |
| 30X230:1 | | 30E145 | 30005.2 | |
| | **30W241** | | | |
| 30X230:2 | BK | 30E147 | 30005.2 | |
| | **30W242** | | | |
| 30X230:3 | BK | 30E149 | 30005.3 | |
| | **30W243** | | | |
| 30E146 | L.BU | 30E148 | 30005.3 | |
| | **30W244** | | | |
| 30E148 | L.BU | 30E150 | 30005.3 | |
| | **30W245** | | | |
| 30E146 | L.BU | 30E152 | 30005.5 | |

| From | Cable | To | Page.Col. | Option |
|---|---|---|---|---|
| | **30W250** | | | |
| 30X230:4 | BK | 30E151 | 30005.4 | |
| | **30W251** | | | |
| 30X230:5 | BK | 30E153 | 30005.5 | |
| | **30W252** | | | |
| 30X230:6 | BK | 30E155 | 30005.5 | |
| | **30W253** | | | |
| 30E152 | L.BU | 30E154 | 30005.5 | |
| | **30W254** | | | |
| 30E154 | L.BU | 30E156 | 30005.6 | |
| | **30W255** | | | |
| 30E156 | L.BU | 30E162 | 30005.8 | |
| | **30W260** | | | |
| 30X230:7 | BK | 30E157 | 30005.7 | |
| | **30W261** | | | |
| 30X230:8 | BK | 30E159 | 30005.7 | |
| | **30W262** | | | |
| 30X230:9 | BK | 30E161 | 30005.8 | |
| | **30W263** | | | |
| 30E158 | L.BU | 30E160 | 30005.8 | |
| | **30W264** | | | |
| 30E160 | L.BU | 30E162 | 30005.8 | |

Drawing remarks

Tetra Pak

| | | | |
|---|---|---|---|
| Designer: JNT | Date: 2010-08-20 | Machine: TETRA PAK A1 for TCA | |
| ECM No: 445015 | Denomination: CABLE CONNECTION LIST | Page Type: CABLE CONNECTION LIST | |
| Company: Tetra Pak | Document No.: 2817282-0007 | Doc. type: ELD | Version: AG / Page: 014 |

RELEASED

This drawing must not without the consent of Tetra Pak be copied, transmitted or disclosed to any third party.

## Cable Connection List of 2817282-0003

| From | Cable | To | Page.Col. | Option |
|---|---|---|---|---|
| | **30W270** | | | |
| 30X230:E1:⏚ | GNYE | | 30005.9 | |
| | **30W328** | | | |
| 30X328:- | RD | 30X329:1 | 30016.4 | |
| 30X328:+ | YE | 30X329:2 | 30016.4 | |
| | **30W329** | | | |
| 30X329:1 | RD | :30K230:5 | 30016.7 | |
| 30X329:2 | YE | :30K230:4 | 30016.7 | |
| | **30W330** | | | |
| 30X330:- | RD | 30X331:1 | 30016.4 | |
| 30X330:+ | YE | 30X331:2 | 30016.4 | |
| | **30W331** | | | |
| 30X331:1 | RD | :30K230:7 | 30016.7 | |
| 30X331:2 | YE | :30K230:6 | 30016.7 | |
| | **30W332** | | | |
| 30X332:- | RD | 30X333:1 | 30017.4 | |
| 30X332:+ | YE | 30X333:2 | 30017.4 | |
| | **30W333** | | | |
| 30X333:1 | RD | :30K233:5 | 30017.7 | |
| 30X333:2 | YE | :30K233:4 | 30017.7 | |
| | **30W334** | | | |
| 30X334:- | RD | 30X335:1 | 30017.4 | |
| 30X334:+ | YE | 30X335:2 | 30017.4 | |

| From | Cable | To | Page.Col. | Option |
|---|---|---|---|---|
| | **30W335** | | | |
| 30X335:1 | RD | :30K233:7 | 30017.7 | |
| 30X335:2 | YE | :30K233:6 | 30017.7 | |
| | **30W336** | | | |
| 30X336:- | RD | 30X337:1 | 30018.4 | |
| 30X336:+ | YE | 30X337:2 | 30018.4 | |
| | **30W337** | | | |
| 30X337:1 | RD | :30K235:5 | 30018.7 | |
| 30X337:2 | YE | :30K235:4 | 30018.7 | |
| | **30W338** | | | |
| 30X338:- | RD | 30X339:1 | 30018.4 | |
| 30X338:+ | YE | 30X339:2 | 30018.4 | |
| | **30W339** | | | |
| 30X339:1 | RD | :30K235:7 | 30018.7 | |
| 30X339:2 | YE | :30K235:6 | 30018.7 | |
| | **30W340** | | | |
| 30X340:- | RD | 30X341:1 | 30019.4 | |
| 30X340:+ | YE | 30X341:2 | 30019.4 | |
| | **30W341** | | | |
| 30X341:1 | RD | :30K236:5 | 30019.7 | |
| 30X341:2 | YE | :30K236:4 | 30019.7 | |
| | **30W342** | | | |
| 30X342:- | RD | 30X343:1 | 30019.4 | |
| 30X342:+ | YE | 30X343:2 | 30019.4 | |

Drawing remarks

| | | | |
|---|---|---|---|
| Designer: JNT | Date: 2010-08-20 | Machine: TETRA PAK A1 for TCA | |
| ECM No: 445015 | Denomination: CABLE CONNECTION LIST | Page Type: CABLE CONNECTION LIST | |
| Company: Tetra Pak | Document No.: 2817282-0007 | Doc. type: ELD | Version: AG / Page: 015 |

RELEASED

This drawing must not without the consent of Tetra Pak be copied, transmitted or disclosed to any third party.

1 2 3 4 5 6 7 8 9 10

## Cable Connection List of 2817282-0003

| From | Cable | To | Page.Col. | Option |
|---|---|---|---|---|
| | **30W343** | | | |
| 30X343:1 | RD | :30K236:7 | 30019.7 | |
| 30X343:2 | YE | :30K236:6 | 30019.7 | |
| | **30W346** | | | |
| 30X346:- | RD | 30X347:1 | 30020.4 | |
| 30X346:+ | YE | 30X347:2 | 30020.4 | |
| | **30W347** | | | |
| 30X347:1 | RD | :30K238:5 | 30020.7 | |
| 30X347:2 | YE | :30K238:4 | 30020.7 | |
| | **30W348** | | | |
| 30X348:- | RD | 30X349:1 | 30020.4 | |
| 30X348:+ | YE | 30X349:2 | 30020.4 | |
| | **30W349** | | | |
| 30X349:1 | RD | :30K238:7 | 30020.7 | |
| 30X349:2 | YE | :30K238:6 | 30020.7 | |
| | **30W350** | | | |
| 30X350:1 | RD | 30X351:1 | 30021.4 | |
| 30X350:2 | YE | 30X351:2 | 30021.4 | |
| | **30W351** | | | |
| 30X351:1 | RD | :30K239:5 | 30021.7 | |
| 30X351:2 | YE | :30K239:4 | 30021.7 | |
| | **40W001** | | | |
| 40X250:101+ | BN | 40B001 | 40009.5 | |
| 40X250:101- | BU | 40B001 | 40009.5 | |
| 40X250:101 | BK | 40B001 | 40009.5 | |

| From | Cable | To | Page.Col. | Option |
|---|---|---|---|---|
| | **40W002** | | | |
| 40X250:102+ | BN | 40B002 | 40009.5 | |
| 40X250:102- | BU | 40B002 | 40009.5 | |
| 40X250:102 | BK | 40B002 | 40009.5 | |
| | **40W003** | | | |
| 40X250:103+ | BN | 40B003 | 40009.5 | |
| 40X250:103- | BU | 40B003 | 40009.5 | |
| 40X250:103 | BK | 40B003 | 40009.5 | |
| | **40W006** | | | |
| 40X250:106+ | BN | 40B006 | 40009.5 | |
| 40X250:106- | BU | 40B006 | 40009.5 | |
| 40X250:106 | BK | 40B006 | 40009.5 | |
| | **40W009** | | | |
| 01X370:105+ | BN | 40B009 | 40008.5 | |
| 01X370:105- | BU | 40B009 | 40008.5 | |
| 01X370:105 | BK | 40B009 | 40008.5 | |
| | **40W010** | | | |
| 01X370:106+ | BN | 40B010 | 40008.5 | |
| 01X370:106- | BU | 40B010 | 40008.5 | |
| 01X370:106 | BK | 40B010 | 40008.5 | |
| | **40W012** | | | |
| 40X250:108+ | BN | 40B012 | 40009.5 | |
| 40X250:108- | BU | 40B012 | 40009.5 | |
| 40X250:108 | BK | 40B012 | 40009.5 | |
| | **40W013** | | | |
| 40X250:109+ | BN | 40B013 | 40010.4 | |
| 40X250:109- | BU | 40B013 | 40010.4 | |

Drawing remarks

Tetra Pak

| | | | |
|---|---|---|---|
| Designer JNT | Date 2010-08-20 | Machine TETRA PAK A1 for TCA | |
| ECM No 445015 | Denomination CABLE CONNECTION LIST | Page Type CABLE CONNECTION LIST | |
| Company Tetra Pak | Document No. 2817282-0007 | Doc. type ELD | Version AG | Page 016 |

RELEASED

This drawing must not without the consent of Tetra Pak be copied, transmitted or disclosed to any third party.

## Cable Connection List of 2817282-0003

| From | Cable | To | Page.Col. | Option |
|---|---|---|---|---|
| | **40W013** | | | |
| 40X250:109 | BK | 40B013 | 40010.4 | |
| | **40W014** | | | |
| 40X250:110+ | BN | 40B014 | 40010.4 | |
| 40X250:110- | BU | 40B014 | 40010.4 | |
| 40X250:110 | BK | 40B014 | 40010.4 | |
| | **40W015** | | | |
| 40X250:111+ | BN | 40B015 | 40010.4 | |
| 40X250:111- | BU | 40B015 | 40010.4 | |
| 40X250:111 | BK | 40B015 | 40010.4 | |
| | **40W016** | | | |
| 40X250:118 | 1 | 40B016 | 40007.2 | |
| 40X250:119 | 2 | 40B016 | 40007.2 | |
| 40X250:E11 | GNYE | | 40007.2 | |
| | **40W025** | | | |
| 40X025:1 | BN | 40B025:1 | 40011.3 | |
| 40X025:2 | WH | 40B025:2 | 40011.3 | |
| 40X025:3 | YE | 40B025:3 | 40011.3 | |
| 40X025:4 | GN | 40B025:4 | 40011.3 | |
| 40X025:5 | SH | 40X025:5 | 40011.4 | |
| | **40W028** | | | |
| 40X250:112+ | BN | 40B028 | 40010.4 | |
| 40X250:112- | BU | 40B028 | 40010.4 | |
| 40X250:112 | BK | 40B028 | 40010.4 | |
| | **40W029** | | | |
| 40X250:113+ | BN | 40B029 | 40010.4 | |
| 40X250:113- | BU | 40B029 | 40010.4 | |
| 40X250:113 | BK | 40B029 | 40010.4 | |
| | **40W035** | | | |
| 40T035:3 | BK | 40X035:3 | 40015.4 | |
| 40T035:4 | BU | 40X035:4 | 40015.4 | |
| 40T035:1 | BN | 40X035:1 | 40015.4 | |
| 40T035:2 | WH | 40X035:2 | 40015.4 | |
| 40T035:5 | GY | 40X035:5 | 40015.4 | |
| :40T035:SH | SH | | 40015.6 | |
| | **40W036** | | | |
| 40X025:3 | WH | :40K223:1 | 40011.7 | |
| | BN | | | |
| 40X025:5 | SH | | 40011.7 | |
| | **40W037** | | | |
| :40K233:4 | BK | 40X035:4 | 40015.4 | |
| :40K233:0 | BU | 40X035:3 | 40015.4 | |
| :40K233:6 | BN | 40X035:1 | 40015.4 | |
| | WH | 40X035:2 | 40015.4 | |
| | GY | 40X035:5 | 40015.4 | |
| :40K233:2 | SH | | 40015.4 | |
| | **40W040** | | | |
| 40X040:1 | 1 | 40M040:U | 40003.9 | |
| 40X040:2 | 2 | 40M040:V | 40003.9 | |
| 40X040:3 | 3 | 40M040:W | 40003.9 | |
| 40X040:4 | GNYE | 40M040:⏚ | 40003.9 | |
| 40X040:5 | SH | | 40003.10 | |
| | **40W041** | | | |
| 40X040:1 | 1 | 40Q041:1 | 40003.8 | |
| 40X040:2 | 2 | 40Q041:3 | 40003.8 | |

| | | | | | | | |
|---|---|---|---|---|---|---|---|
| Drawing remarks | Tetra Pak | Designer JNT | Date 2010-08-20 | Machine TETRA PAK A1 for TCA | | | |
| | | ECM No 445015 | Denomination CABLE CONNECTION LIST | Page Type CABLE CONNECTION LIST | | | |
| | Company Tetra Pak | Document No. 2817282-0007 | | Doc. type ELD | Version AG | Page 017 | |

RELEASED

This drawing must not without the consent of Tetra Pak
be copied, transmitted or disclosed to any third party.

# Cable Connection List of 2817282-0003

| From | Cable | To | Page.Col. | Option |
|---|---|---|---|---|
| | **40W041** | | | |
| 40X040:3 | 3 | 40Q041:5 | 40003.8 | |
| 40X040:4 | GNYE | 40T040:⏚ | 40003.6 | |
| 40X040:5 | SH | | 40003.8 | |
| | **40W045** | | | |
| 01W055 | 1 | 40K040 | 40003.6 | |
| | **40W091** | | | |
| 40X250:121 | 1 | 40B091:1 | 40012.3 | |
| 40X250:120 | 2 | 40B091:2 | 40012.3 | |
| 40X250:122 | 3 | 40B091:3 | 40012.3 | |
| 40X250:E12 | GNYE | 40B091:GNYE | 40012.3 | |
| | **40W107** | | | |
| 01X112:3:4 | BK | 40F107:BK | 1023.5 | |
| 01X112:3:3 | BU | 40F107:BU | 1023.5 | |
| 01X112:3:1 | BN | 40F107:BN | 1023.5 | |
| 01X112:3:2 | WH | 40F107:WH | 1023.5 | |
| 01X112:3:5 | GY | 40F107:GY | 1023.5 | |
| 01X112:3:3 | SH | 40W107:SH | 1023.5 | |
| | **40W109** | | | |
| 01X112:4:4 | BK | 40F109:BK | 1023.6 | |
| 01X112:4:3 | BU | 40F109:BU | 1023.6 | |
| 01X112:4:1 | BN | 40F109:BN | 1023.6 | |
| 01X112:4:2 | WH | 40F109:WH | 1023.6 | |
| 01X112:4:5 | GY | 40F109:GY | 1023.6 | |
| 01X112:4:3 | SH | 40W109:SH | 1023.5 | |
| | **40W161** | | | |
| 40X250:E1 | GNYE | 40X161:E1 | 40004.6 | |
| 40X250:1 | BN | 40X161:1 | 40004.5 | |

| From | Cable | To | Page.Col. | Option |
|---|---|---|---|---|
| 40X250:2 | L.BU | 40X161:2 | 40004.5 | |
| | **40W195** | | | |
| 40X250:3 | 1 | 40E195:1 | 40005.5 | |
| 40X250:4 | 2 | 40E195:2 | 40005.5 | |
| 40X250:E2 | GNYE | 40E195:E | 40005.5 | |
| | **40W200** | | | |
| 40X200:- | RD | 40X201:1 | 40013.5 | |
| 40X200:+ | YE | 40X201:2 | 40013.5 | |
| | **40W201** | | | |
| 40X201:1 | RD | :40K231:5 | 40013.7 | |
| 40X201:2 | YE | :40K231:4 | 40013.7 | |
| | **40W251** | | | |
| 40X251:1 | 1 | 40X250:1 | 40004.5 | |
| 40X251:2 | 2 | 40X250:2 | 40004.5 | |
| 40X251:3 | 3 | 40X250:3 | 40005.5 | |
| 40X251:4 | 4 | 40X250:4 | 40005.5 | |
| | 5 | | | |
| | 6 | | | |
| 40X251:E | GNYE | 40X250:E1 | 40004.6 | |
| | **40W255** | | | |
| 40X255:1 | 1 | 40X250:101+ | 40009.3 | |
| 40X255:2 | 2 | 40X250:101- | 40009.3 | |
| 40X255:3 | 3 | 40X250:101 | 40009.5 | |
| 40X255:4 | 4 | 40X250:102 | 40009.5 | |
| 40X255:5 | 5 | 40X250:103 | 40009.5 | |
| 40X255:6 | 6 | 40X250:104 | 40009.5 | |
| 40X255:7 | 7 | 40X250:105 | 40009.5 | |
| 40X255:8 | 8 | 40X250:106 | 40009.5 | |

Drawing remarks

Tetra Pak

| | | | |
|---|---|---|---|
| Designer JNT | Date 2010-08-20 | Machine TETRA PAK A1 for TCA | |
| ECM No 445015 | Denomination CABLE CONNECTION LIST | Page Type CABLE CONNECTION LIST | |
| Company Tetra Pak | Document No. 2817282-0007 | Doc. type ELD | Version AG | Page 018 |

RELEASED

This drawing must not without the consent of Tetra Pak be copied, transmitted or disclosed to any third party.

## Cable Connection List of 2817282-0003

| From | Cable | To | Page.Col. | Option |
|---|---|---|---|---|
| | **40W255** | | | |
| 40X255:9 | 9 | 40X250:107 | 40009.5 | |
| 40X255:10 | 10 | 40X250:108 | 40009.5 | |
| 40X255:11 | 11 | 40X250:109 | 40010.5 | |
| 40X255:12 | 12 | 40X250:110 | 40010.5 | |
| 40X255:13 | 13 | 40X250:111 | 40010.5 | |
| 40X255:14 | 14 | 40X250:112 | 40010.5 | |
| 40X255:15 | 15 | 40X250:113 | 40010.5 | |
| 40X255:16 | 16 | 40X250:114 | 40010.5 | |
| 40X255:17 | 17 | 40X250:115 | 40010.5 | |
| | 18 | | | |
| | 19 | | | |
| | 20 | | | |
| | 21 | | | |
| | 22 | | | |
| | 23 | | | |
| | 24 | | | |
| 40X255:E | GNYE | 40X250:E10 | 40009.5 | |
| | **40W256** | | | |
| 40X250:118 | 1 | 40X256:1 | 40007.4 | |
| 40X250:119 | 2 | 40X256:2 | 40007.4 | |
| 40X250:122 | 3 | 40X256:3 | 40012.5 | |
| | 4 | | | |
| | 5 | | | |
| | 6 | | | |
| | 7 | | | |
| | 8 | | | |
| | 9 | | | |
| | 10 | | | |
| | 11 | | | |
| 40X250:E11 | GNYE | 40X256:E | 40007.4 | |

| From | Cable | To | Page.Col. | Option |
|---|---|---|---|---|
| | **40W300** | | | |
| 40X300:- | RD | 40X301:1 | 40013.5 | |
| 40X300:+ | YE | 40X301:2 | 40013.5 | |
| | **40W301** | | | |
| 40X301:1 | RD | :40K231:7 | 40013.7 | |
| 40X301:2 | YE | :40K231:6 | 40013.7 | |
| | **40W302** | | | |
| 40X302:- | RD | 40X303:1 | 40014.5 | |
| 40X302:+ | YE | 40X303:2 | 40014.5 | |
| | **40W303** | | | |
| 40X303:1 | RD | :40K232:5 | 40014.7 | |
| 40X303:2 | YE | :40K232:4 | 40014.7 | |
| | **50W001** | | | |
| 50X134:2:4 | BK | 50F001:BK | 1024.3 | |
| 50X134:2:3 | BU | 50F001:BU | 1024.3 | |
| 50X134:2:1 | BN | 50F001:BN | 1024.3 | |
| 50X134:2:2 | WH | 50F001:WH | 1024.3 | |
| 50X134:2:5 | GY | 50F001:GY | 1024.3 | |
| 50X134:2:3 | SH | 50W001:SH | 1024.3 | |
| | **50W002** | | | |
| 50X134:3:4 | BK | 50F002:BK | 1024.4 | |
| 50X134:3:3 | BU | 50F002:BU | 1024.4 | |
| 50X134:3:1 | BN | 50F002:BN | 1024.4 | |
| 50X134:3:2 | WH | 50F002:WH | 1024.4 | |
| 50X134:3:5 | GY | 50F002:GY | 1024.4 | |
| 50X134:3:3 | SH | 50W002:SH | 1024.4 | |

| | | | | | | | |
|---|---|---|---|---|---|---|---|
| | Tetra Pak | Designer JNT | Date 2010-08-20 | Machine TETRA PAK A1 for TCA | | | |
| | | ECM No 445015 | Denomination CABLE CONNECTION LIST | Page Type CABLE CONNECTION LIST | | | |
| Drawing remarks | | Company Tetra Pak | Document No. 2817282-0007 | Doc. type ELD | Version AG | Page 019 | |

RELEASED

This drawing must not without the consent of Tetra Pak
be copied, transmitted or disclosed to any third party.

1 2 3 4 5 6 7 8 9 10

## Cable Connection List of 2817282-0003

| From | Cable | To | Page.Col. | Option |
|---|---|---|---|---|
| | **50W003** | | | |
| 50X134:4:4 | BK | 50F003:BK | 1024.5 | |
| 50X134:4:3 | BU | 50F003:BU | 1024.5 | |
| 50X134:4:1 | BN | 50F003:BN | 1024.5 | |
| 50X134:4:2 | WH | 50F003:WH | 1024.5 | |
| 50X134:4:5 | GY | 50F003:GY | 1024.5 | |
| 50X134:4:3 | SH | 50W003:SH | 1024.5 | |
| | **50W005** | | | |
| 50X134:6:4 | BK | 50F005:BK | 1024.7 | |
| 50X134:6:3 | BU | 50F005:BU | 1024.7 | |
| 50X134:6:1 | BN | 50F005:BN | 1024.7 | |
| 50X134:6:2 | WH | 50F005:WH | 1024.7 | |
| 50X134:6:5 | GY | 50F005:GY | 1024.7 | |
| 50X134:6:3 | SH | 50W005:SH | 1024.6 | |
| | **50W006** | | | |
| 50X134:7:4 | BK | 50F006:BK | 1024.7 | |
| 50X134:7:3 | BU | 50F006:BU | 1024.7 | |
| 50X134:7:1 | BN | 50F006:BN | 1024.7 | |
| 50X134:7:2 | WH | 50F006:WH | 1024.7 | |
| 50X134:7:5 | GY | 50F006:GY | 1024.7 | |
| 50X134:7:3 | SH | 50W006:SH | 1024.7 | |
| | **50W010** | | | |
| 50X330:1 | 1 | 50E010:1 | 50003.2 | |
| 50X330:2 | 2 | 50E010:2 | 50003.2 | |
| 50X330:E1 | GNYE | 50E010:E | 50003.2 | |
| | **50W011** | | | |
| 50X330:3 | 1 | 50E011:1 | 50003.5 | |
| 50X330:4 | 2 | 50E011:2 | 50003.5 | |

| From | Cable | To | Page.Col. | Option |
|---|---|---|---|---|
| 50X330:E2 | GNYE | 50E011:E | 50003.5 | |
| | **50W015** | | | |
| 50X330:55+ | BN | 50B015 | 50009.5 | |
| 50X330:55- | BU | 50B015 | 50009.5 | |
| 50X330:55 | BK | 50B015 | 50009.5 | |
| | **50W030** | | | |
| 50X330:51+ | BN | 50B030 | 50007.4 | |
| 50X330:51- | BU | 50B030 | 50007.4 | |
| 50X330:51 | BK | 50B030 | 50007.4 | |
| | **50W031** | | | |
| 50X330:52+ | BN | 50B031 | 50007.4 | |
| 50X330:52- | BU | 50B031 | 50007.4 | |
| 50X330:52 | BK | 50B031 | 50007.4 | |
| | **50W050** | | | |
| 50X050:1 | 1 | 50M050:U | 50004.8 | |
| 50X050:2 | 2 | 50M050:V | 50004.8 | |
| 50X050:3 | 3 | 50M050:W | 50004.8 | |
| 50X050:4 | GNYE | 50M050:⏚ | 50004.8 | |
| 50X050:5 | SH | | 50004.9 | |
| | **50W051** | | | |
| 50X050:1 | 1 | 50Q051:1 | 50004.7 | |
| 50X050:2 | 2 | 50Q051:3 | 50004.7 | |
| 50X050:3 | 3 | 50Q051:5 | 50004.7 | |
| 50X050:4 | GNYE | 50T050:E | 50004.4 | |
| 50X050:5 | SH | | 50004.7 | |
| | **50W060** | | | |
| 50X330:53+ | 1 | 50B060:13 | 50009.4 | |

| | | | | | |
|---|---|---|---|---|---|
| Drawing remarks | Tetra Pak | Designer JNT | Date 2010-08-20 | Machine TETRA PAK A1 for TCA | |
| | | ECM No 445015 | Denomination CABLE CONNECTION LIST | Page Type CABLE CONNECTION LIST | |
| | Company Tetra Pak | Document No. 2817282-0007 | Doc. type ELD | Version AG | Page 020 |

RELEASED

This drawing must not without the consent of Tetra Pak be copied, transmitted or disclosed to any third party.

## Cable Connection List of 2817282-0003

| From | Cable | To | Page.Col. | Option |
|---|---|---|---|---|
| | **50W060** | | | |
| 50X330:53 | 2 | 50B060:14 | 50009.4 | |
| | **50W061** | | | |
| 50X330:54+ | 1 | 50B061:2 | 50009.5 | |
| 50X330:54 | 2 | 50B061:3 | 50009.5 | |
| | **50W072** | | | |
| 50X330:110 | 1 | 50K072:1 | 50014.4 | |
| 50X330:111 | 2 | 50K072:2 | 50014.4 | |
| 50X330:E12 | GNYE | 50K072:⏚ | 50014.4 | |
| | **50W100** | | | |
| | GNYE | | | |
| | **50W131** | | | |
| 50X134:1:4 | BK | 50F131:BK | 1024.2 | |
| 50X134:1:3 | BU | 50F131:BU | 1024.2 | |
| 50X134:1:1 | BN | 50F131:BN | 1024.2 | |
| 50X134:1:2 | WH | 50F131:WH | 1024.2 | |
| 50X134:1:5 | GY | 50F131:GY | 1024.2 | |
| 50X134:1:3 | SH | 50W131:SH | 1024.2 | |
| | **50W135** | | | |
| 50X136:1 | 1 | 50X135:1 | 50005.4 | |
| | **50W136** | | | |
| 50X136:1 | | 50G135:X003 | 50005.1 | |
| | **50W137** | | | |
| 50G135X2:d22 | WH | :50K227:0 | 50011.2 | |
| 50G135X2:z20 | BN | :50K227:4 | 50011.2 | |

| From | Cable | To | Page.Col. | Option |
|---|---|---|---|---|
| | SH | | 50011.3 | |
| | **50W140** | | | |
| 50X140:1 | BN | 50F134:1 | 1024.2 | |
| 50X140:3 | BU | 50F134:3 | 1024.2 | |
| 50X140:2 | WH | 50F134:2 | 1024.2 | |
| 50X140:6 | YE | 50F134:13 | 1024.2 | |
| 50X140:4 | BK | 50F134:4 | 1024.2 | |
| | PK | | | |
| 50X140:5 | GN | 50F134:5 | 1024.2 | |
| | GY | | | |
| | RD | | | |
| 50X140:3 | SH | 50W140:SH | 1024.2 | |
| | **50W331** | | | |
| 50X331:1 | 1 | 50X330:1 | 50003.2 | |
| 50X331:2 | 2 | 50X330:2 | 50003.3 | |
| | 3 | | | |
| | 4 | | | |
| | 5 | | | |
| | 6 | | | |
| 50X331:E | GNYE | 50X330:E1 | 50003.3 | |
| | **50W335** | | | |
| 50X330:51+ | 1 | 50X335:1 | 50007.2 | |
| 50X330:51- | 2 | 50X335:2 | 50007.2 | |
| 50X330:51 | 3 | 50X335:3 | 50007.6 | |
| 50X330:52 | 4 | 50X335:4 | 50007.6 | |
| 50X330:53 | 5 | 50X335:5 | 50009.6 | |
| 50X330:54 | 6 | 50X335:6 | 50009.6 | |
| 50X330:55 | 7 | 50X335:7 | 50009.6 | |
| 50X330:56 | 8 | 50X335:8 | 50009.6 | |
| 50X330:57 | 9 | 50X335:9 | 1030.5 | |
| 50X330:59 | 10 | 50X335:10 | 50009.6 | |

| | | | | | |
|---|---|---|---|---|---|
| Drawing remarks | Tetra Pak | Designer JNT | Date 2010-08-20 | Machine TETRA PAK A1 for TCA | |
| | | ECM No 445015 | Denomination CABLE CONNECTION LIST | Page Type CABLE CONNECTION LIST | |
| | Company Tetra Pak | Document No. 2817282-0007 | Doc. type ELD | Version AG | Page 021 |

RELEASED

This drawing must not without the consent of Tetra Pak
be copied, transmitted or disclosed to any third party.

# Cable Connection List of 2817282-0003

| From | Cable | To | Page.Col. | Option |
|---|---|---|---|---|
| | **50W335** | | | |
| 50X330:110 | 11 | 50X335:11 | 50014.3 | |
| 50X330:112 | 12 | 50X335:12 | 50013.3 | |
| 50X330:60 | 13 | 50X335:13 | 50009.6 | |
| | 14 | | | |
| | 15 | | | |
| | 16 | | | |
| | 17 | | | |
| 50X330:116 | 18 | 50X335:18 | 1060.5 | |
| 50X330:117 | 19 | 50X335:19 | 1060.5 | |
| 50X330:120 | 20 | 50X335:20 | 1060.5 | |
| 50X330:121 | 21 | 50X335:21 | 1060.5 | |
| | 22 | | | |
| | 23 | | | |
| | 24 | | | |
| 50X330:E10 | GNYE | 50X335:E | 50009.6 | |
| | **50W701** | | | |
| 50X701:1 | WH | 50K710:14 | 1034.5 | |
| 50X701:2 | GN | 50K710:12 | 1034.5 | |
| 50X701:3 | YE | 50K730:14 | 1034.5 | |
| 50X701:4 | GY | 50K730:12 | 1034.5 | |
| 50X701:5 | PK | 50K750:14 | 50014.4 | |
| 50X701:6 | BU | 50K750:12 | 50014.4 | |
| 50X701:7 | RD | 50K770:14 | 50014.4 | |
| 50X701:8 | VT | 50K770:12 | 50014.4 | |
| | GY-PK | | | |
| | RD-BU | | | |
| | WH-GN | | | |
| | BN-GN | | | |
| | WH-YE | | | |
| | YE-BN | | | |
| | WH-GY | | | |
| | GY-BN | | | |

| From | Cable | To | Page.Col. | Option |
|---|---|---|---|---|
| | WH-PK | | | |
| | PK-BN | | | |
| | WH-BU | | | |
| | BN-BU | | | |
| | WH-RD | | | |
| | BN-RD | | | |
| | WH-BK | | | |
| | BN-BK | | | |
| 50X701:23 | BN | 50K750:0V | 50014.4 | |
| 50X701:24 | BK | 50K710:0V | 1034.5 | |
| | **52W026** | | | |
| 50X330:56+ | BN | 52B026 | 50009.5 | |
| 50X330:56- | BU | 52B026 | 50009.5 | |
| 50X330:56 | BK | 52B026 | 50009.5 | |
| | **52W040** | | | |
| 50X330:58+ | BN | 52B040 | 50009.4 | |
| 50X330:58- | BU | 52B040 | 50009.4 | |
| 50X330:58 | BK | 52B040 | 50009.4 | |
| | **52W041** | | | |
| 50X330:59+ | BN | 52B041 | 50009.5 | |
| 50X330:59- | BU | 52B041 | 50009.5 | |
| 50X330:59 | BK | 52B041 | 50009.5 | |
| | **52W062** | | | |
| 50X330:60+ | 1 | 52B062:13 | 50009.4 | |
| 50X330:60 | 2 | 52B062:14 | 50009.4 | |
| | **52W071** | | | |
| 50X330:112 | 1 | 52K071 | 50013.5 | |
| 50X330:113 | 2 | 52K071 | 50013.5 | |

Drawing remarks

Tetra Pak

| | | | |
|---|---|---|---|
| Designer: JNT | Date: 2010-08-20 | Machine: TETRA PAK A1 for TCA | |
| ECM No: 445015 | Denomination: CABLE CONNECTION LIST | Page Type: CABLE CONNECTION LIST | |
| Company: Tetra Pak | Document No.: 2817282-0007 | Doc. type: ELD | Version: AG / Page: 022 |

RELEASED

This drawing must not without the consent of Tetra Pak be copied, transmitted or disclosed to any third party.

## Cable Connection List of 2817282-0003

| From | Cable | To | Page.Col. | Option |
|---|---|---|---|---|
| **52W071** | | | | |
| 50X330:E13 | GNYE | 52K071 | 50013.5 | |
| **52W094** | | | | |
| 01X210:112 | BN | 52B094 | 1030.3 | |
| 01X210:113 | BU | 52B094 | 1030.3 | |
| 01X210:111 | WH | 52B094 | 1030.3 | |
| 01X210:114 | BK | 52B094 | 1030.3 | |
| **52W138** | | | | |
| 52G145X2:d22 | WH | :50K227:1 | 50011.2 | |
| 52G145X2:z20 | BN | :50K227:5 | 50011.2 | |
| | SH | | 50011.3 | |
| **52W145** | | | | |
| 52X146:1 | 1 | 52X145:1 | 50005.9 | |
| **70W018** | | | | |
| 70X350:106+ | BN | 70B018 | 70004.5 | |
| 70X350:106- | BU | 70B018 | 70004.5 | |
| 70X350:106 | BK | 70B018 | 70004.5 | |
| **70W019** | | | | |
| 70X350:107+ | BN | 70B019 | 70004.4 | |
| 70X350:107- | BU | 70B019 | 70004.4 | |
| **70W020** | | | | |
| 70X350:103 | BN | 70K020:14 | 70005.5 | |
| 70X350:102 | BU | 70K020:0 | 70005.5 | |
| 70X350:101 | BK | 70K020:12 | 70005.5 | |

| From | Cable | To | Page.Col. | Option |
|---|---|---|---|---|
| **70W070** | | | | |
| 70X070:1 | 1 | 70M070:U | 70002.8 | |
| 70X070:2 | 2 | 70M070:V | 70002.8 | |
| 70X070:3 | 3 | 70M070:W | 70002.8 | |
| 70X070:4 | GNYE | 70M070:⏚ | 70002.8 | |
| 70X070:5 | SH | | 70002.9 | |
| **70W071** | | | | |
| 70X070:1 | 1 | 70Q071:1 | 70002.7 | |
| 70X070:2 | 2 | 70Q071:3 | 70002.7 | |
| 70X070:3 | 3 | 70Q071:5 | 70002.7 | |
| 70X070:4 | GNYE | 70T070:E | 70002.4 | |
| 70X070:5 | SH | | 70002.8 | |
| **70W355** | | | | |
| 70X355:1 | 1 | 70X350:105+ | 70004.3 | |
| 70X355:2 | 2 | 70X350:102 | 70005.6 | |
| 70X355:3 | 3 | 70X350:105 | 70004.5 | |
| 70X355:4 | 4 | 70X350:106 | 70004.5 | |
| 70X355:5 | 5 | 70X350:108 | 70004.5 | |
| 70X355:6 | 6 | 70X350:101 | 70005.3 | |
| 70X355:7 | 7 | 70X350:103 | 70005.3 | |
| | 8 | | | |
| | 9 | | | |
| | 10 | | | |
| | 11 | | | |
| 70X355:E | GNYE | 70X350:E10 | 70004.5 | |
| **90W101** | | | | |
| 90X101:1 | 1 | 90X100:1 | 90002.3 | |
| 90X101:2 | 2 | 90X100:2 | 90002.6 | |
| 90X101:3 | 3 | 90X100:3 | 90002.6 | |
| 90X101:4 | 4 | 90X100:4 | 90002.6 | |

| | | | | | |
|---|---|---|---|---|---|
| Drawing remarks | Tetra Pak | Designer JNT | Date 2010-08-20 | Machine TETRA PAK A1 for TCA | |
| | | ECM No 445015 | Denomination CABLE CONNECTION LIST | Page Type CABLE CONNECTION LIST | |
| | Company Tetra Pak | Document No. 2817282-0007 | Doc. type ELD | Version AG | Page 023 |

RELEASED

This drawing must not without the consent of Tetra Pak
be copied, transmitted or disclosed to any third party.

1 2 3 4 5 6 7 8 9 10

## Cable Connection List of 2817282-0003

| From | Cable | To | Page.Col. | Option |
|---|---|---|---|---|
| | **90W101** | | | |
| 90X101:5 | 5 | 90X100:5 | 90002.6 | |
| 90X101:6 | 6 | 90X100:6 | 90002.3 | |
| 90X101:7 | 7 | 90X100:7 | 90002.3 | |
| 90X101:8 | 8 | 90X100:8 | 90002.6 | |
| 90X101:9 | 9 | 90X100:9 | 90002.6 | |
| 90X101:10 | 10 | 90X100:10 | 90002.6 | |
| 90X101:11 | 11 | 90X100:12 | 90002.6 | |
| 90X101:12 | 12 | 90X100:13 | 90002.6 | |
| 90X101:13 | 13 | 90X100:14 | 90002.6 | |
| 90X101:14 | 14 | 90X100:15 | 90002.6 | |
| 90X101:15 | 15 | 90X100:16 | 90002.6 | |
| 90X101:16 | 16 | 90X100:17 | 90002.6 | |
| 90X101:17 | 17 | 90X100:19 | 90002.6 | |
| 90X101:18 | 18 | 90X100:20 | 90002.6 | |
| 90X101:19 | 19 | 90X100:21 | 90002.6 | |
| 90X101:20 | 20 | 90X100:22 | 90002.6 | |
| 90X101:21 | 21 | 90X100:25 | 90002.6 | |
| 90X101:22 | 22 | 90X100:27 | 90002.6 | |
| | 23 | | | |
| | 24 | | | |
| 90X101:E | GNYE | 90X100:E1 | 90002.6 | |
| | **90W110** | | | |
| 90X100:23 | BN | 90B110 | 90002.4 | |
| 90X100:24 | BU | 90B110 | 90002.4 | |
| 90X100:25 | BK | 90B110 | 90002.4 | |
| | **90W120** | | | |
| 90X100:6 | 1 | 90X120:1 | 90002.3 | |
| 90X100:7 | 2 | 90X120:2 | 90002.3 | |
| 90X100:9 | 3 | 90X120:3 | 90002.5 | |
| 90X100:8 | 4 | 90X120:4 | 90002.5 | |
| 90X100:26 | 5 | 90X120:5 | 90002.3 | |

| From | Cable | To | Page.Col. | Option |
|---|---|---|---|---|
| 90X100:27 | 6 | 90X120:6 | 90002.5 | |
| 90X100:E3 | GNYE | 90X120:E1 | 90002.3 | |
| | **90W121** | | | |
| 90X120:5 | 1 | 90S121:13 | 90002.4 | |
| 90X120:6 | 2 | 90S121:14 | 90002.4 | |
| 90X120:E2 | GNYE | | 90002.4 | |
| | **90W490** | | | |
| 90X110:9 | WH | :01K105:17 | 1034.2 | |
| 90X110:8 | BN | :01K105:16 | 1034.2 | |
| 90X110:11 | SH | | 90005.1 | |
| | **90W491** | | | |
| 90X110:1 | 1 | 90X491:3 | 90005.6 | |
| 90X110:2 | 2 | 90X491:1 | 90005.6 | |
| 90X110:E | GNYE | 90X491:5 | 90005.6 | |
| | **90W492** | | | |
| 90X492:1 | 1 | 90X110:3 | 90005.9 | |
| 90X492:2 | 2 | 90X110:4 | 90005.9 | |
| 90X492:4 | 3 | 90X110:5 | 90005.9 | |
| 90X492:7 | 4 | 90X110:6 | 90005.9 | |
| | GNYE | 90X110:E1 | 90005.9 | |
| | **90W493** | | | |
| 90X110:7 | WH | 90X493:1 | 90005.6 | |
| 90X110:8 | BN | 90X493:2 | 90005.6 | |
| 90X110:9 | GN | 90X493:3 | 90005.6 | |
| 90X110:11 | SH | 90X493:25 | 90005.6 | |
| | **90W495** | | | |
| 90X115:9 | WH | :01K105:15 | 1034.2 | |

| | | | | | |
|---|---|---|---|---|---|
| | Designer JNT | Date 2010-08-20 | Machine TETRA PAK A1 for TCA | | |
| Tetra Pak | ECM No 445015 | Denomination CABLE CONNECTION LIST | Page Type CABLE CONNECTION LIST | | |
| Drawing remarks | Company Tetra Pak | Document No. 2817282-0007 | Doc. type ELD | Version AG | Page 024 |

RELEASED

This drawing must not without the consent of Tetra Pak be copied, transmitted or disclosed to any third party.

1 2 3 4 5 6 7 8 9 10

## Cable Connection List of 2817282-0003

| From | Cable | To | Page.Col. | Option |
|---|---|---|---|---|
| | **90W495** | | | |
| | BN | | | |
| 90X115:11 | SH | | 90006.1 | |
| | **90W496** | | | |
| 90X115:1 | 1 | 90X496:3 | 90006.6 | |
| 90X115:2 | 2 | 90X496:1 | 90006.6 | |
| 90X115:E | GNYE | 90X496:5 | 90006.6 | |
| | **90W497** | | | |
| 90X497:1 | 1 | 90X115:3 | 90006.9 | |
| 90X497:2 | 2 | 90X115:4 | 90006.9 | |
| 90X497:4 | 3 | 90X115:5 | 90006.9 | |
| 90X497:7 | 4 | 90X115:6 | 90006.9 | |
| | GNYE | 90X115:E1 | 90006.9 | |
| | **90W498** | | | |
| 90X115:7 | WH | 90X498:13 | 90006.6 | |
| 90X115:8 | BN | 90X498:1 | 90006.6 | |
| 90X115:9 | GN | 90X498:11 | 90006.6 | |
| 90X115:11 | SH | 90X498:25 | 90006.6 | |
| | **90W499** | | | |
| | 1 | | | |
| 01W056 | | 90P495:ETH | 90006.8 | |

| From | Cable | To | Page.Col. | Option |
|---|---|---|---|---|

| | | | | | |
|---|---|---|---|---|---|
| Drawing remarks | Tetra Pak | Designer JNT | Date 2010-08-20 | Machine TETRA PAK A1 for TCA | |
| | | ECM No 445015 | Denomination CABLE CONNECTION LIST | Page Type CABLE CONNECTION LIST | |
| | Company Tetra Pak | Document No. 2817282-0007 | Doc. type ELD | Version AG | Page 025 |

Esta página ha sido dejada en blanco deliberadamente

# 9 Conexión de la alimentación de red

## Acerca del capítulo Conexión de la alimentación de red

En este capítulo se incluyen las láminas que muestran la conexión desde la alimentación eléctrica de red hasta el armario eléctrico.

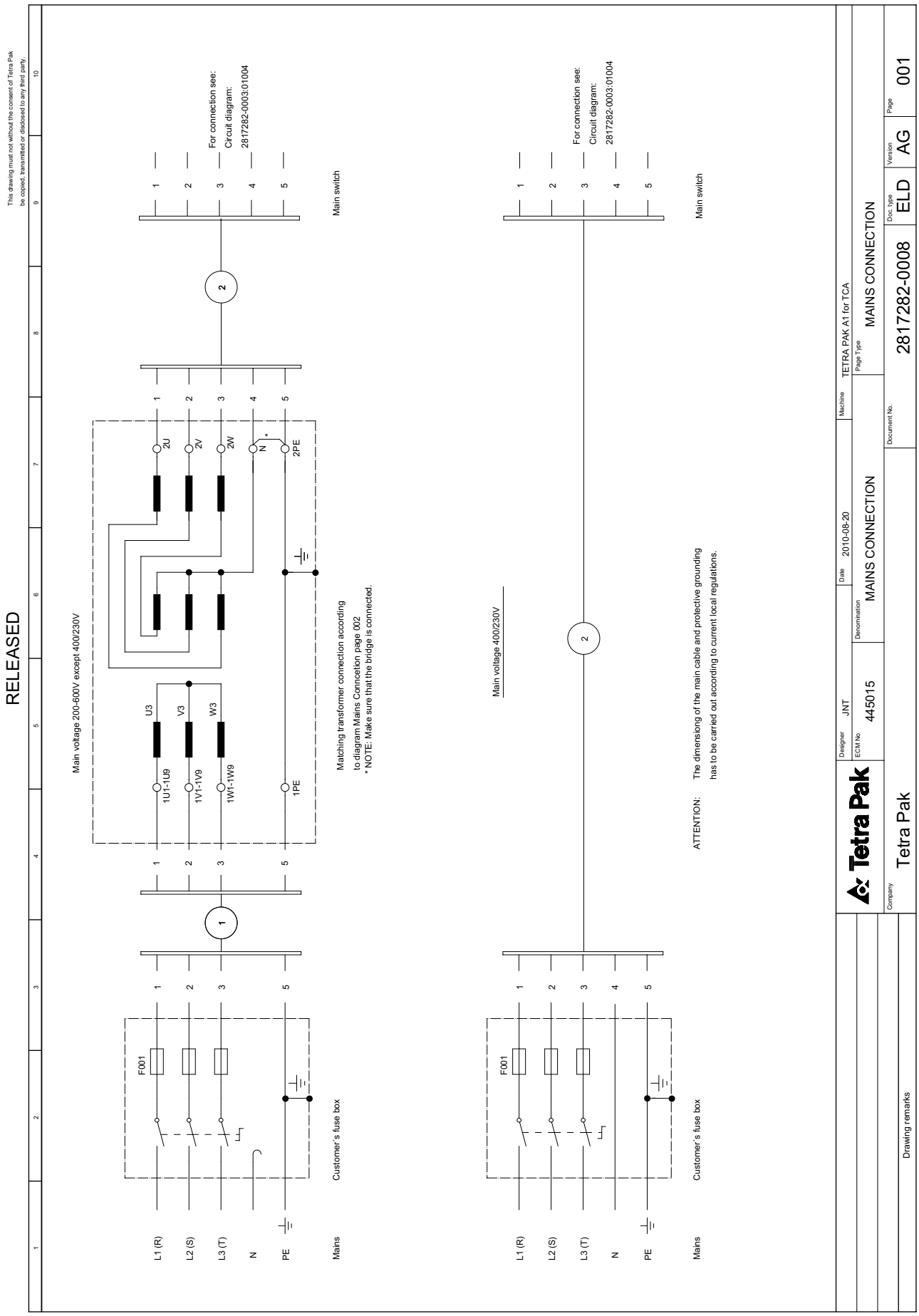
RELEASED
This drawing must not without the consent of Tetra Pak be copied, transmitted or disclosed to any third party.
Main voltage 200-600V except 400/230V
Main voltage 400/230V
Matching transformer connection according to diagram Mains Concetion page 002
* NOTE: Make sure that the bridge is connected.
For connection see: Circuit diagram: 2817282-0003:01004
Main switch
Mains
Customer´s fuse box
L1 (R)
L2 (S)
L3 (T)
N
PE
F001
U3
V3
W3
1U1-1U9
1V1-1V9
1W1-1W9
1PE
2U
2V
2W
2PE
ATTENTION: The dimensiong of the main cable and protective grounding has to be carried out according to current local regulations.
Tetra Pak
Designer JNT
Date 2010-08-20
Machine TETRA PAK A1 for TCA
ECM No 445015
Denomination MAINS CONNECTION
Page Type MAINS CONNECTION
Company Tetra Pak
Drawing remarks
Document No. 2817282-0008
Doc. type ELD
Version AG
Page 001

RELEASED

This drawing must not without the consent of Tetra Pak
be copied, transmitted or disclosed to any third party.

| 1 | 2 | 3 | 4 | 5 | 6 | 7 | 8 | 9 | 10 |
|---|---|---|---|---|---|---|---|---|---|

| MAIN VOLTAGE | FUSES (SLOW) F001 | AREA TO COPPER (CU) CABLE WITH No. 1 | AREA TO COPPER (CU) CABLE WITH No. 2 | SETTING VALUE 01Q020 | CONNECTIONS ON MATCHING TRANSFORMER | | |
|---|---|---|---|---|---|---|---|
| V | A | mm² | mm² | A | MAINS | TAP | CONNECT |
| 600/347<br>3x600 | 50 | 3X6+6 | 4X10+10 | 32 | L1<br>L2<br>L3<br>PE | 1U9<br>1V9<br>1W9 | 1U3 - U4<br>1V3 - V4<br>1W3 - W4 |
| 550/318<br>3x550 | 50 | 3X6+6 | 4X10+10 | 32 | L1<br>L2<br>L3<br>PE | 1U8<br>1V8<br>1W8 | 1U3 - U4<br>1V3 - V4<br>1W3 - W4 |
| 500/289<br>3x500 | 63 | 3X6+6 | 4X10+10 | 32 | L1<br>L2<br>L3<br>PE | 1U7<br>1V7<br>1W7 | 1U3 - U4<br>1V3 - V4<br>1W3 - W4 |
| 480/277<br>3x480 | 63 | 3X6+6 | 4X10+10 | 32 | L1<br>L2<br>L3<br>PE | 1U6<br>1V6<br>1W6 | 1U3 - U4<br>1V3 - V4<br>1W3 - W4 |
| 440/254<br>3x440 | 63 | 3X6+6 | 4X10+10 | 32 | L1<br>L2<br>L3<br>PE | 1U5<br>1V5<br>1W5 | 1U2 - U4<br>1V2 - V4<br>1W2 - W4 |
| 415/240<br>3x415 | 63 | 3X6+6 | 4X10+10 | 32 | L1<br>L2<br>L3<br>PE | 1U5<br>1V5<br>1W5 | 1U1 - U4<br>1V1 - V4<br>1W1 - W4 |
| 3x400 | 63 | 3X6+6 | 4X10+10 | 32 | L1<br>L2<br>L3<br>PE | 1U4<br>1V4<br>1W4 | 1U1 - U4<br>1V1 - V4<br>1W1 - W4 |
| 400/230 | 63 | | 4X10+10 | 32 | | | |
| 380/220<br>3x380 | 50 | 3X10+10 | 4X10+10 | 32 | L1<br>L2<br>L3<br>PE | 1U9<br>1V9<br>1W9 | 1U3 - 1U5<br>1V3 - 1V5<br>1W3 - 1W5 |
| 240/140<br>3x240 | 80 | 3X10+10 | 4X10+10 | 32 | L1<br>L2<br>L3<br>PE | 1U3<br>1V3<br>1W3 | U3 - U4 1U3-1U6<br>V3 - V4 1V3-1V6<br>W3 - W4 1W3-1W6 |
| 220/127<br>3x220 | 100 | 3X16+16 | 4X10+10 | 32 | L1<br>L2<br>L3<br>PE | 1U2<br>1V2<br>1W2 | U3 - U4 1U2-1U5<br>V3 - V4 1V2-1V5<br>W3 - W4 1W2-1W5 |
| 200/115<br>3x200 | 125 | 3X16+16 | 4X10+10 | 32 | L1<br>L2<br>L3<br>PE | 1U1<br>1V1<br>1W1 | U3 - U4 1U1-1U4<br>V3 - V4 1V1-1V4<br>W3 - W4 1W1-1W4 |

MATCHING TRANSFORMER

90245-0023 (37KVA)

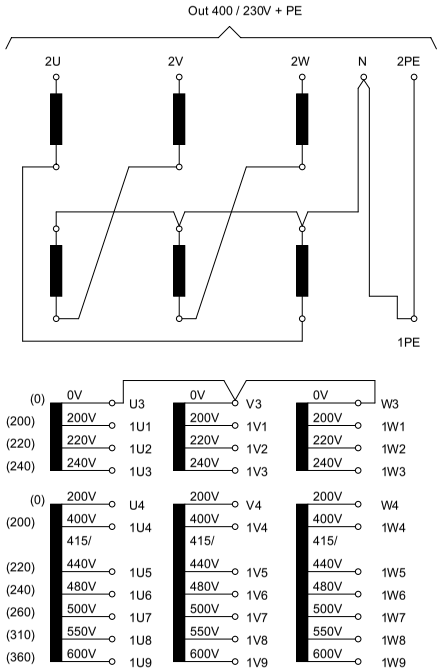


ATTENTION:

Cable areas are dimensioned according to Swedish regulations (ELSÄK-FS 1999:5 and SS4241424:6) 40 C ambient temp and cable on metal ladder with space between the cables.
National regulations have to be followed in each country.
Tetra Pak is not responsible for the dimensioning at installation.
Tetra Pak only provides recomendations.

Drawing remarks

Tetra Pak

| Designer | Date | Machine |
|---|---|---|
| JNT | 2010-08-20 | TETRA PAK A1 for TCA |

| ECM No | Denomination | Page Type |
|---|---|---|
| 445015 | MAINS CONNECTION | MAINS CONNECTION |

| Company | Document No. | Doc. type | Version | Page |
|---|---|---|---|---|
| Tetra Pak | 2817282-0008 | ELD | AG | 002 |

# 10 Observaciones sobre las láminas

## Acerca del capítulo Observaciones sobre las láminas

Este capítulo contiene observaciones sobre las láminas.

| N.º de lámina | Página | Nota | Observación |
|---|---|---|---|
| | | 01 | Puentes en el enchufe ficticio. Conectar el enchufe ficticio si no existe el botón del transportador (70F010). |
| | | 02 | Conectado a tierra. |
| | | 03 | Conectado a tierra mediante prensaestopas. |
| | | 04 | Impresora chorro de tinta DOMINO A-Series Classic |
| | | 05 | Retirar cuando se utiliza la señal externa. |
| | | 06 | La conexión debe retirarse cuando se utiliza la parada de emergencia. |
| | | 07 | Opción. |
| | | 08 | 2 vueltas. |
| | | 09 | Conectado a la placa de soporte con cable trenzado de tierra de 4 $mm^2$. |
| | | 10 | Opción ASU. |
| | | 11 | Opción PLMS. |
| | | 12 | Sólo para TCA 65S, TCA 100S, TCA 65S HVA. |
| | | 13 | Sólo para TWA. |
| | | 14 | Puentes en el enchufe ficticio. Conectar el enchufe ficticio si no existe el plegador final. |
| | | 15 | No debe marcarse con Partex. |
| | | 16 | Opción para cadena. |
| | | 17 | Para el número del cable ver la documentación de la máquina línea abajo. |
| | | 18 | Conductores cortos, no tender mediante el conducto de cables. |
| | | 19 | |
| | | 20 | Impresora de chorro de tinta DOMINO A-Series Plus |
| | | 21 | Soporte remoto (equipo opcional) |
| | | 22 | La conexión de tierra se encuentra en la parte externa de la cámara de calentamiento. |

**ECM 445015**

| Identidad del documento | Tipo de documento | Versión |
|---|---|---|
| **2817282-0098** | **ELD** | **AG** |

Esta página ha sido dejada en blanco deliberadamente

# 11 Información adicional

## Acerca del capítulo Información adicional

Este capítulo contiene la descripción del cambio de diseño.

| N.º de lámina | Modificación |
|---|---|
| 2817282-0001 | Actualizado según el ECM. |
| 2817282-0002 | Actualizado según el ECM. |
| 2817281-0003 | Página 01018: añadidos los símbolos 01W058 y 01W065 para el soporte remoto (equipo opcional) |
| 2817281-0003 | Página 01019: añadido el terminal de tierra con condensador para la conexión de una parada de emergencia en la línea |
| 2817281-0003 | Página 01031: nuevo N.º de pieza para el cable 01W008 y nuevos colores en los componentes |
| 2817281-0003 | Página 01033: añadida la salida para 10Q030 |
| 2817281-0003 | Página 01034: eliminados los símbolos para 90P490 y 90Q490 |
| 2817281-0003 | Página 01059: añadidos los símbolos 01W058 y 01W065 para el soporte remoto (equipo opcional) |
| 2817281-0003 | Página 10018: eliminada la salida para 10Q030 |
| 2817281-0003 | Página 30007: añadidos 33F152 y 33Q152 como piezas de recambio para Wedge. |
| 2817281-0003 | Página 30012: añadidos 30B051 y 30W051 |
| 2817281-0003 | Página 30014: cambiado el símbolo para el sensor 30B111, flujo => presión |
| 2817281-0003 | Página 90003: eliminados los símbolos para 90P490 |
| 2817281-0003 | Página 90005: añadido un nuevo símbolo para 90P490 |
| 2817281-0003 | Página 90006: añadido un nuevo símbolo para 90P495 |
| 2817282-0004 | Actualizado según el ECM. |
| 2817282-0005 | Actualizado según el ECM. |
| 2817282-0006 | Actualizado según el ECM. |
| 2817282-0007 | Actualizado según el ECM. |
| 2817282-0008 | Actualizado según el ECM. |
| 2817282-0098 | Actualizado según el ECM. |
| 2817282-0099 | Actualizado según el ECM. |

**Descripción del cambio de diseño** **ECM 445015**

| Identidad del documento | Tipo de documento | Versión |
|---|---|---|
| **2817282-0099** | **ELD** | **AG** |

Esta página ha sido dejada en blanco deliberadamente

Tetra Pak

***Note!** This page is generated **automatically**.*
*using the **variable definitions** made in the **front page** file!*

# Tetra Pak A1
**632051-0900**

Tetra Pak A1 para TCA
Edición 2010-09 Doc. N.º EM-80435-0507


# Tetra Pak A1
**632051-0900**

Tetra Pak A1 para TCA
Edición 2010-09 Doc. N.º EM-80435-0507


# Tetra Pak A1 1(2)
**632051-0900**

Tetra Pak A1 para TCA
Edición 2010-09 Doc. N.º EM-80435-0507


# Tetra Pak A1 1(2)
**632051-0900**

Tetra Pak A1 para TCA
Edición 2010-09 Doc. N.º EM-80435-0507



# Tetra Pak A1
**632051-0900**

Tetra Pak A1 para TCA
Edición 2010-09 Doc. N.º EM-80435-0507



# Tetra Pak A1 1(2)
**632051-0900**

Tetra Pak A1 para TCA
Edición 2010-09 Doc. N.º EM-80435-0507



# Tetra Pak A1
**632051-0900**

Tetra Pak A1 para TCA
Edición 2010-09 Doc. N.º EM-80435-0507



# Tetra Pak A1 1(2)
**632051-0900**

Tetra Pak A1 para TCA
Edición 2010-09 Doc. N.º EM-80435-0507



# Tetra Pak A1
**632051-0900**

Tetra Pak A1 para TCA
Edición 2010-09 Doc. N.º EM-80435-0507


# Tetra Pak A1 2(2)
**632051-0900**

Tetra Pak A1 para TCA
Edición 2010-09 Doc. N.º EM-80435-0507


# Tetra Pak A1
**632051-0900**

Tetra Pak A1 para TCA
Edición 2010-09 Doc. N.º EM-80435-0507



# Tetra Pak A1 2(2)
**632051-0900**

Tetra Pak A1 para TCA
Edición 2010-09 Doc. N.º EM-80435-0507



# Tetra Pak A1
**632051-0900**

Tetra Pak A1 para TCA
Edición 2010-09 Doc. N.º EM-80435-0507



# Tetra Pak A1 2(2)
**632051-0900**

Tetra Pak A1 para TCA
Edición 2010-09 Doc. N.º EM-80435-0507

# Tetra Pak A1
**632051-0900**
Tetra Pak A1 para TCA

Edición 2010-09 Doc. N.º EM-80435-0507

# Tetra Pak A1 1(2)
**632051-0900**
Tetra Pak A1 para TCA

Edición 2010-09 Doc. N.º EM-80435-0507

# Tetra Pak A1
**632051-0900**
Tetra Pak A1 para TCA

Edición 2010-09 Doc. N.º EM-80435-0507

# Tetra Pak A1 1(2)
**632051-0900**
Tetra Pak A1 para TCA

Edición 2010-09 Doc. N.º EM-80435-0507

# Tetra Pak A1
**632051-0900**
Tetra Pak A1 para TCA

Edición 2010-09 Doc. N.º EM-80435-0507

# Tetra Pak A1 1(2)
**632051-0900**
Tetra Pak A1 para TCA

Edición 2010-09 Doc. N.º EM-80435-0507

# Tetra Pak A1
**632051-0900**
Tetra Pak A1 para TCA

Edición 2010-09 Doc. N.º EM-80435-0507

# Tetra Pak A1 2(2)
**632051-0900**
Tetra Pak A1 para TCA

Edición 2010-09 Doc. N.º EM-80435-0507

# Tetra Pak A1
**632051-0900**
Tetra Pak A1 para TCA

Edición 2010-09 Doc. N.º EM-80435-0507

# Tetra Pak A1 2(2)
**632051-0900**
Tetra Pak A1 para TCA

Edición 2010-09 Doc. N.º EM-80435-0507

# Tetra Pak A1
**632051-0900**
Tetra Pak A1 para TCA

Edición 2010-09 Doc. N.º EM-80435-0507

# Tetra Pak A1 2(2)
**632051-0900**
Tetra Pak A1 para TCA

Edición 2010-09 Doc. N.º EM-80435-0507